

Division G Multi-Jurisdictional Hazard Mitigation Plan

A HAZARD MITIGATION PLAN FOR AEMA DIVISION G COUNTIES:
CALHOUN, CLAY, CLEBURNE, JEFFERSON, RANDOLPH, ST. CLAIR,
TALLADEGA, AND ELIGIBLE LOCAL JURISDICTIONS

Table of Contents

Section 1	Hazard Mitigation Plan Introduction
1.1	Plan Scope
1.2	Authority
1.3	Funding
1.4	Purpose
Section 2	Regional Profile
2.1	Background
2.2	Demographics
2.3	Business and Industry
2.4	Infrastructure
2.5	Land Use and Development Trends
Section 3	Planning Process
3.1	Multi-Jurisdictional Plan Adoption
3.2	Multi-Jurisdictional Planning Participation
3.3	Hazard Mitigation Planning Process
3.4	Public and Other Stakeholder Involvement
3.5	Integration with Existing Plans
Section 4	Risk Assessment
4.1	Hazard Overview
4.2	Hazard Profiles
4.3	Technological and Human-Caused Hazards
4.4	Vulnerability Overview
4.5	Probability of Future Occurrence and Loss Estimation
4.6	Total Population and Property Valuation Summary by Jurisdiction
4.7	Critical Facilities/Infrastructure by Jurisdiction
4.8	Summary of Historic Hazard Occurrence
4.9	Hazard Impacts
4.10	Vulnerable Populations in Calhoun, Clay, Cleburne, Jefferson, Randolph, St. Clair, and Talladega Counties
4.11	Jurisdictional Vulnerability by Hazard in Calhoun, Clay, Cleburne, Jefferson, Randolph, St. Clair, and Talladega Counties
Section 5	Mitigation
5.1	Mitigation Planning Process
5.2	Regional Mitigation Goals
5.3	Regional Mitigation Strategies
5.4	Capabilities Assessment for Local Jurisdictions
5.5	Jurisdictional Mitigation Action Plans
5.5.1	EARPDC Mitigation Actions
5.5.2	Randolph County Jurisdictions Actions
5.5.3	St. Clair County Jurisdictions Actions
5.5.4	Calhoun County Jurisdictions Actions

- 5.5.5 Jefferson County Jurisdictions Actions
- 5.5.6 Cleburne County Jurisdictions Actions
- 5.5.7 Talladega County Jurisdictions Actions
- 5.5.8 Clay County Jurisdictions Actions

Section 6 Plan Maintenance Process

- 6.1 Hazard Mitigation Monitoring, Evaluation, and Update Process
- 6.2 Hazard Mitigation Plan Incorporation
- 6.3 Public Awareness/Participation

Section 1 - Hazard Mitigation Plan Introduction

Section Contents

- 1.1 Plan Scope
- 1.2 Authority
- 1.3 Funding
- 1.4 Purpose

1.1 Plan Scope

The Division G Multi-Jurisdictional Hazard Mitigation Plan is a plan that details the multitude of hazards that affect the Alabama Emergency Management Agency (AEMA) Division G area. This region includes Calhoun, Clay, Cleburne, Jefferson, Randolph, Shelby, St. Clair, and Talladega counties and the municipalities, as well as other jurisdictions, within these counties. However, Shelby County is not participating in this plan. The first version of this plan covered Randolph and St. Clair counties. The second version (Phase II) covered Calhoun and Jefferson counties, in addition to Randolph and St. Clair counties. Phase III incorporated Cleburne County. Phase IV added Talladega County. Clay County is incorporated in this final update. This plan fulfills the requirements set forth by the Disaster Mitigation Act of 2000 (DMA 2000). DMA 2000 requires counties to formulate a hazard mitigation plan in order to be eligible for mitigation grants made available by the Federal Emergency Management Agency (FEMA).

Each of the seven counties in AEMA Division G has an existing multi-jurisdictional hazard mitigation plan. This plan compiles information from each of those existing plans and documents the incorporation of hazard mitigation objectives into the region, as a whole. The AEMA Division G has a diversity of economical and physical development, but many of the hazards affecting the region have similar impacts throughout the area. A regional hazard mitigation plan can encapsulate these similarities in risk and vulnerability impact, with regional stakeholders being able to discuss mitigation techniques for these similar impacts.

1.2 Authority

Section 409 of the Robert T. Stafford Disaster Relief and Emergency Assistance Act (public Law 93-228, as amended), Title 44 Code of Federal Regulations, as amended by Part 201 of the Disaster Mitigation Act of 2000 requires that all state and local governments develop a hazard mitigation plan as a condition of receiving federal disaster assistance. These plans should be approved by FEMA and updated every five years.

1.3 Funding

Funding for the Division G Multi-Jurisdictional Hazard Mitigation Plan was made available through the Hazard Mitigation Grant Program (HMGP). Supplemental funding was supplied by the county commissions of Calhoun, Clay, Cleburne, Jefferson, Randolph, St. Clair, and Talladega counties.

1.4 Purpose

The Division G Multi-Jurisdictional Hazard Mitigation Plan is an effort to evaluate and identify all prioritized hazards which may affect AEMA Division G. It presents mitigation strategies that address the hazards identified. This plan is only one of many steps jurisdictions in East Alabama will take to protect the welfare of residents by achieving a safer environment for its residents.

Section 2 - Regional Profile

Section Contents

- 2.1 Background
- 2.2 Demographics
- 2.3 Business and Industry
- 2.4 Infrastructure
- 2.5 Land Use and Development Trends

2.1 Background

The planning area is Alabama Emergency Management Agency (AEMA) Division G, one of the seven emergency management divisions within the state. AEMA Division G is in eastern Alabama (Figure 2.1). The portion of AEMA Division G covered in the final version of this plan is comprised of the following seven counties: Calhoun, Clay, Cleburne, Jefferson, Randolph, St. Clair, Talladega, and 81 municipalities within those counties. The plan was implemented utilizing a phased approach, with the final update, Phase V, incorporating Clay County in with Calhoun, Cleburne, Jefferson, Randolph, St. Clair, and Talladega Counties.

Phase I:

-Randolph County:

-St. Clair County

Phase II:

-Calhoun County

-Jefferson County

Phase III:

-Cleburne County

Phase IV:

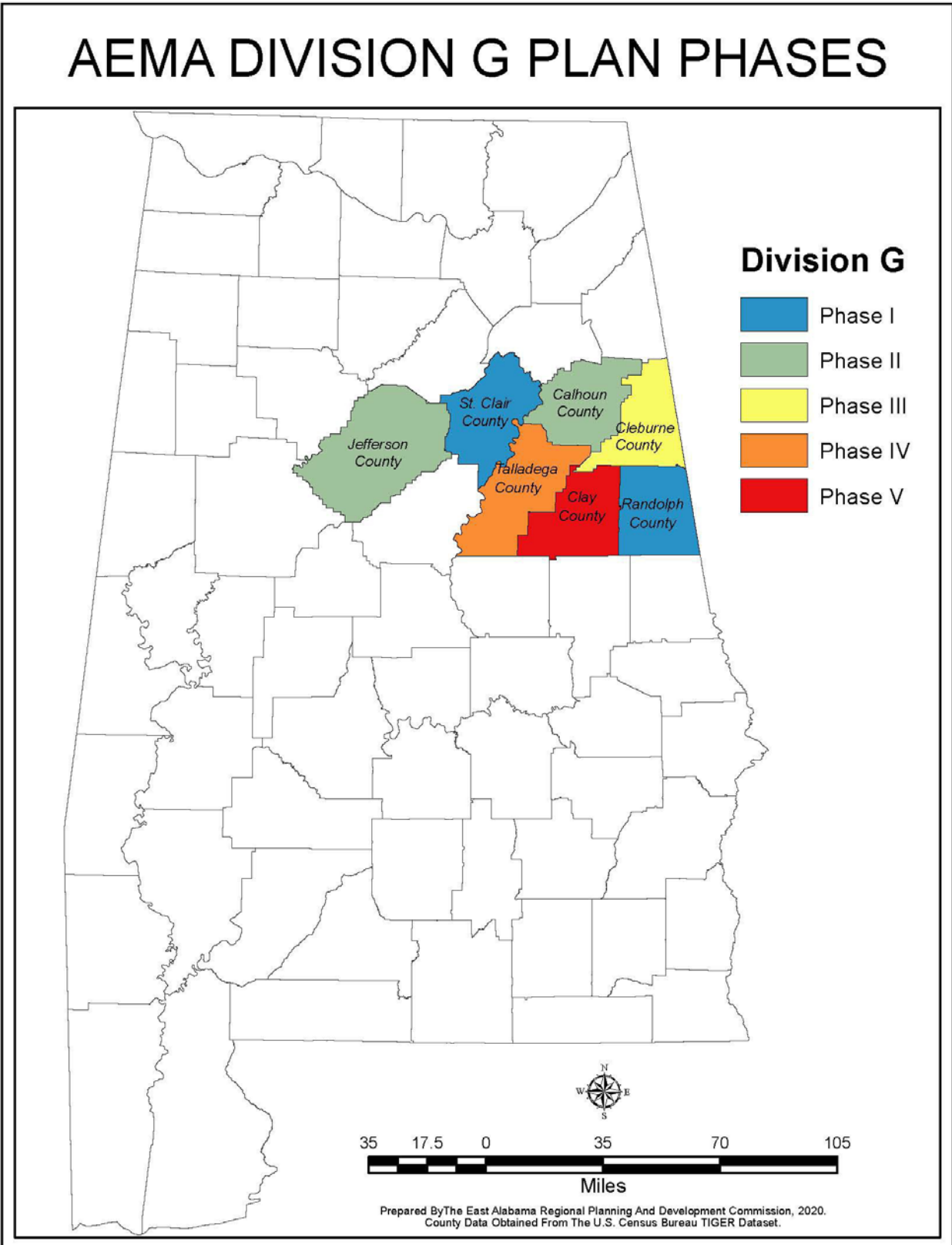
-Talladega County

Phase V:

-Clay County

The additional county (Shelby) is currently covered by its own hazard mitigation plan and is not participating. Please refer to Figure 2.1 to see AEMA G's location in Alabama and the implementation phases.

Figure 2.1



Source: EARPDC; Census Bureau

Jefferson County is the largest county by area with 1,124 square miles. The smallest county is Cleburne County with 561 square miles. The total land area of the region is 5,711 square miles, which is slightly less than 11% of the state’s area and is presented by county below (Table 2.1).

Table 2.1: Total Area by County	
County	Total Area
Calhoun County	612 square miles
Clay County	606 square miles
Cleburne County	561 square miles
Jefferson County	1,124 square miles
Randolph County	584 square miles
Shelby County	810 square miles
St. Clair County	654 square miles
Talladega County	760 square miles

Source: U.S. Census Bureau

The entire AEMA Division G area is within the Appalachian Highlands Region, which includes the Piedmont Upland, Alabama Valley and Ridge, and Cumberland Plateau physiographic regions. Overall, this diverse region consists of plateaus, irregular plains, sandstone ridges and limestone valleys, and several mountainous ridges. Though the designation of a plain commonly refers to a flat landscape, much of the region consists of a mixture of rounded hills and zigzagging ridges, with floodplains along the rivers and streams of the area. Encompassed in this region is Cheaha Mountain, the highest point in Alabama at 2,407 feet.

There are four main river systems that flow through the region: Black Warrior, Cahaba, Coosa, and Tallapoosa rivers. The Black Warrior River flows mainly south-southwest from three forks beginning in North Alabama and converging on and bordering the Jefferson County-Walker County line. The river constitutes the largest drainage area in Alabama, covering 6,276 miles and has a relatively narrow floodplain. The Cahaba River flows generally south-southwest from Cahaba Mountain through portions of Jefferson and St. Clair County and into the Alabama River. The Cahaba River is Alabama’s longest stretch of free-flowing river. Flowing mainly southwest, the Coosa River originates in Georgia and at its end converges with the Alabama River. The Coosa River also includes reservoirs, one of which is Logan Martin Lake, situated among Calhoun, St. Clair, and Talladega county. The river is dammed in certain locations, including Neely Henry Dam in Calhoun/St. Clair county and Logan Martin Dam in St. Clair/Talladega County; these provide hydroelectric generation, recreation opportunities, flood control, and water supplies. Also originating in Georgia, the Tallapoosa River flows southwest, then goes on to join the Coosa River to form the Alabama River. There are several lakes on the river, with Lake Wedowee in Randolph County being within the region. The Tallapoosa River also has multiple dams and dikes, with four of them being within Randolph County.

2.2 Demographics

According to the 2010 Census, the total population of AEMA Division G was 994,739 people, representing approximately eight percent (20%) of Alabama (Table 2.1). Jefferson County, in the northwestern corner of the region, is the most populous county (658,466), while Clay County in the southeastern portion of the region is the least populous county (13,932). Population counts from the U.S. Census from 2000 and 2010 for each jurisdiction are below (Table 2.2).

Table 2.2: Regional Jurisdiction Population			
Jurisdiction	2000 Census Population	2010 Census Population	% Change
Calhoun County	112,249	118,572	5.63%
City of Anniston	24,276	23,106	-4.82%
City of Glencoe (part)	9	38	322.22%
Town of Hobson City	878	771	-12.19%
City of Jacksonville	8,404	12,548	49.31%
Town of Ohatchee	1,215	1,170	-3.70%
City of Oxford (part)	12,357	17,197	39.17%
City of Piedmont (part)	5,120	4,878	-4.73%
City of Southside (part)	130	155	19.23%
City of Weaver	2,619	3,038	16.00%
Clay County	14,254	13,932	-2.26%
Town of Ashland	1,965	2,037	3.66%
City of Lineville	2,401	2,395	-0.25%
Cleburne County	14,123	14,972	6.01%
Town of Edwardsville	186	202	8.60%
Town of Fruithurst	270	284	5.19%
City of Heflin	3,002	3,480	15.92%
Town of Ranburne	459	409	-10.89%
Jefferson County	662,047	658,466	-0.54%
City of Adamsville	4,965	4,522	-8.92%
City of Argo (part)	93	61	-34.41%
City of Bessemer	29,672	27,456	-7.47%
City of Birmingham (part)	242,307	210,609	-13.08%
City of Brighton	3,640	2,945	-19.09%
Town of Brookside	1,393	1,363	-2.15%
City of Centerpoint	-	16,921	-
City of Clay	-	9,708	-
Town of County Line (part)	124	61	-50.81%
City of Fairfield	12,381	11,117	-10.21%
City of Fultondale	6,595	8,380	27.07%
City of Gardendale	11,626	13,893	19.50%
City of Graysville	2,344	2,165	-7.64%
City of Helena (part)	3	2,225	74066.67%

City of Homewood	25,043	25,167	0.50%
City of Hoover (part)	46,868	58,582	24.99%
City of Hueytown	15,364	16,105	4.82%
City of Irondale	9,813	12,349	25.84%
Town of Kimberly	1,801	2,711	50.53%
City of Leeds (part)	9,028	9,809	8.65%
City of Lipscomb	2,458	2,210	-10.09%
Town of Maytown	435	385	-11.49%
City of Midfield	5,626	5,365	-4.64%
Town of Morris	1,827	1,859	1.75%
City of Mountain Brook	20,604	20,413	-0.93%
Town of Mulga	973	836	-14.08%
Town of North Johns	142	145	2.11%
City of Pinson	-	7,163	-
City of Pleasant Grove	9,983	10,110	1.27%
City of Sumiton (part)	2	16	700.00%
Town of Sylvan Springs	1,465	1,542	5.26%
City of Tarrant	7,022	6,397	-8.90%
Town of Trafford (part)	523	646	23.52%
City of Trussville (part)	12,875	19,450	51.07%
City of Vestavia Hills (part)	24,455	34,019	39.11%
City of Warrior	3,169	3,176	0.22%
Town of West Jefferson	344	338	-1.74%
Randolph County	22,380	22,913	2.38%
City of Roanoke	6,563	6,074	-7.45%
Town of Wadley	640	751	17.34%
Town of Wedowee	818	823	0.61%
Town of Woodland	192	184	-4.17%
St. Clair County	64,742	83,593	29.12%
City of Argo (part)	1,687	4,010	137.70%
City of Ashville	2,260	2,212	-2.12%
City of Margaret	1,169	4,428	278.79%
City of Moody	8,053	11,726	45.61%
City of Odenville	1,131	3,585	216.98%
City of Pell City	9,565	12,695	32.72%
Town of Ragland	1,918	1,639	-14.55%
Town of Riverside	1,564	2,208	41.18%
City of Springville	2,521	4,080	61.84%
Town of Steele	1,093	1,043	-4.57%
Talladega County	80,321	82,291	2.45%
Town of Bon Air	96	116	20.83%
City of Childersburg	4,927	5,175	5.03%

City of Lincoln	4,577	6,266	36.90%
Town of Munford	-	1,292	-
Town of Oak Grove	457	528	15.54%
City of Oxford (part)	2,235	4,151	85.73%
City of Sylacauga	12,616	12,749	1.05%
Town of Talladega Springs	124	166	33.87%
City of Talladega	15,153	15,676	3.45%
Town of Vincent (part)	0	0	-
Town of Waldo	281	283	0.71%

Source: U.S. Census Bureau (2000 & 2010)

Based on ACS 2014-2018 Five Year Estimates, the median age for residents within the counties of AEMA Division G ranges from approximately 37 to 43 years. Jefferson County's median age of 37 years is lower than the rest of the region, likely due to the impact of the University of Alabama at Birmingham. Age Distribution by county is displayed below (Table 2.3).

Table 2.3: Age Distribution							
Age Group	Calhoun County	Clay County	Cleburne County	Jefferson County	Randolph County	St. Clair County	Talladega County
Less than 5 years	6,562	670	821	42,537	1,290	5,241	4,301
5-19	21,775	2,541	2,912	125,496	4,274	16,481	14,880
20-24	7,626	882	760	43,127	1,272	4,886	5,262
25-44	28,862	2,848	3,530	178,732	5,042	22,679	19,907
45-64	30,887	3,785	4,112	170,854	6,184	24,128	22,458
65+	19,386	2,652	2,803	99,146	4,512	13,891	13,757
Total	115,098	13,378	14,938	659,892	22,574	87,306	80,565
Median Age	39.7	43.7	42.5	37.7	42.7	40.3	41.1

Source: U.S. Census Bureau (2014-2018)

Racial and ethnic characteristics from 2010 and languages spoken by county are presented below (Tables 2.4 and 2.5). In each county, the majority of residents are shown to be white, and the predominant language is English. It is essential for communities to have awareness of racial demographics and languages in order to respect diverse cultural needs, provide opportunities for growth, and promote diversity.

Table 2.4: Racial and Ethnic Demographics by County				
County	% White	% Black	% Other	% Hispanic
Calhoun County	74.9%	20.6%	3.4%	3.3%
Clay County	81.7%	14.8%	2.1%	2.9%
Cleburne County	94.0%	3.3%	1.9%	2.1%
Jefferson County	53.0%	42.0%	4.1%	3.5%
Randolph County	76.5%	20.1%	2.6%	2.8%
St. Clair County	88.2%	8.6%	1.5%	2.1%
Talladega County	65.3%	31.7%	2.0%	2.0%

Source: U.S. Census Bureau (2010)
 *Hispanic population may be of any race

Table 2.5: Languages Spoken at Home							
Languages	Calhoun County	Clay County	Cleburne County	Jefferson County	Randolph County	St. Clair County	Talladega County
Only English	103,998	12,393	13,671	581,134	20,904	79,894	74,099
Spanish	3,337	281	405	20,954	216	1,284	1,348
Other Indo-European Languages	572	34	36	6,415	164	411	466
Asian and Pacific Island Languages	553	0	0	6,016	0	375	173
Other Languages	76	0	5	2,836	0	101	178
Total Pop. 5 Years +	108,536	12,708	14,117	617,355	21,284	82,065	76,264

Source: U.S. Census Bureau (2014-2018)

Gender demographics show that in the substantial majority of the planning area, females outnumber males; this distribution is in line with gender trends across the U.S. However, St. Clair County has a slightly higher male population (51%) than female population (49%). Gender distribution by county is displayed below (Table 2.6).

Gender	Calhoun County	Clay County	Cleburne County	Jefferson County	Randolph County	St. Clair County	Talladega County
Male	55,315	6,464	7,281	312,348	10,989	43,755	39,156
% of Total	48%	48%	49%	47%	49%	51%	49%
Female	59,783	6,914	7,657	347,544	11,585	43,551	41,409
% of Total	52%	52%	51%	53%	51%	49%	51%
Total	115,098	13,378	14,938	659,892	22,574	87,306	80,565

Source: U.S. Census Bureau (2014-2018)

Government awareness of populations with a disability is essential to ensure those populations are properly served. Access needs, equipment and aids, hazard preparation, and inclusivity are a few examples of areas in which government can support those with hearing, vision, cognitive, ambulatory, self-care, or independent living difficulties. Disability characteristics are displayed below by county (Table 2.7).

Disability Type	Calhoun County	Clay County	Cleburne County	Jefferson County	Randolph County	St. Clair County	Talladega County
Hearing difficulty	678	6,427	1,045	23,326	873	4,190	3,527
Vision Difficulty	396	4,442	623	20,211	650	3,067	2,759
Cognitive Difficulty	689	9,219	1,180	37,834	944	5,262	5,061
Ambulatory Difficulty	1,405	14,003	1,974	58,141	2,034	8,272	9,010
Self-Care Difficulty	357	4,690	537	21,473	641	2,259	2,440
Independent Living Difficulty	559	8,229	1,118	35,672	1,078	4,947	4,948
Total with a disability	2,008	23,598	3,331	101,363	3,193	14,055	14,937
% with a disability	15.3%	20.8%	22.6%	15.5%	14.3%	16.5%	19.3%
Total Civilian Noninstitutionalized Population	13,128	113,561	14,760	652,744	22,324	85,382	77,590

Source: U.S. Census Bureau (2014-2018)

According to the U.S. Census Bureau’s 2014-2018 Five-Year Estimates, there are 547,092 housing units in the region. Housing information estimates, including more vulnerable housing such as mobile homes and aging housing, are presented by county in Table 2.8 below.

Table 2.8: Housing Demographics by County			
County	Housing Units	Mobile Homes (%)	Built Prior to 1980 (%)
Calhoun County	53,682	14.7%	55.4%
Clay County	6,802	20.9%	51.8%
Cleburne County	6,806	30.3%	43%
Jefferson County	307,372	2.9%	62%
Randolph County	12,056	23.5%	44.4%
St. Clair County	36,628	23.9%	26.9%
Talladega County	37,669	23.6%	49%

Source: U.S. Census Bureau (2014-2018)

Household income is a measure of the combined incomes of all people sharing a household or place of residence and is a useful economic indicator of an area’s standard of living. Median household income provides the midpoint of incomes represented in the area. St. Clair County represents the highest median household income at \$54,887, while Cleburne County shows the lowest at \$40,188. Table 2.9 shows Household Income Distribution by county.

Table 2.9- Household Income Distribution							
Income Level	Calhoun County	Clay County	Cleburne County	Jefferson County	Randolph County	St. Clair County	Talladega County
Less than \$15K	7,083	898	986	37,116	1,722	2,620	5,598
\$15-34,999 K	10,757	1,445	1,558	55,860	2,091	6,704	8,213
\$35-74,999 K	14,862	1,665	1,913	77,582	3,015	11,083	10,099
\$75-149,999 K	9,908	1,017	1,015	63,444	1,476	8,680	6,215
\$150,000 or more	2,423	211	254	26,922	339	2,085	1,282
Total Households	45,033	5,236	5,726	260,924	8,643	32,172	31,407
Median HH Income	\$45,197	\$41,225	\$40,188	\$51,979	\$41,449	\$54,887	\$41,012

Source: U.S. Census Bureau (2014-2018)

Unemployment rates for counties in AEMA Division G vary. The most recent unemployment average rates ranged from 3.7% (Calhoun County) to 2.8% (St. Clair County). Table 2.10 presents 2019 unemployment rates by county.

Table 2.10: Average Unemployment Rates by County	
County	Unemployment Rate
Calhoun County	3.7%
Clay County	3.2%
Cleburne County	3.3%
Jefferson County	3%
Randolph County	3.2%
Shelby County	2.3%
St. Clair County	2.8%
Talladega County	3.5%

Source: Alabama Department of Labor (2019)

Thriving educational attainment promotes opportunities for growth and economic development in the planning area. Increasing awareness of this data can also demonstrate areas for improvement. Below is educational attainment by county for the population 25 years and over (Table 2.11).

Table 2.11: Educational Attainment by County (Pop. 25 Years and Over)							
Educational Level	Calhoun County	Clay County	Cleburne County	Jefferson County	Randolph County	St. Clair County	Talladega County
Less than 9 th Grade	4,012	1,030	746	13,478	1,420	2,874	3,330
% of Total Pop. 25 Years +	5.1%	11.1%	7.1%	3.0%	9.0%	4.7%	5.9%
9 th -12 th Grade, No Diploma	8,608	1,245	1,618	32,547	1,920	6,381	7,341
% of Total Pop. 25 Years +	10.9%	13.4%	15.5%	7.3%	12.2%	10.5%	13.1%
High School Graduate	25,653	3,366	4,135	120,037	5,719	21,865	19,607
% of Total Pop. 25 Years +	32.4%	36.3%	39.6%	26.8%	36.3%	36%	34.9%
Some College, No Degree	20,474	1,807	2,029	100,061	3,091	14,038	13,255
% of Total Pop. 25 Years +	25.9%	19.5%	19.4%	22.3%	19.6%	23.1%	23.6%
Associate degree	6,169	893	489	37,147	1,238	5,549	4,572
% of Total Pop. 25 Years +	7.8%	9.6%	4.7%	8.3%	7.9%	9.1%	8.1%
Bachelor's Degree	8,060	510	927	88,777	1,436	6,805	4,993
% of Total Pop. 25 Years +	10.2%	5.5%	8.9%	19.8%	9.1%	11.2%	8.9%
Graduate or Professional Degree	6,159	434	501	56,685	914	3,186	3,024
% of Total Pop. 25 Years +	7.8%	4.7%	4.8%	12.6%	5.8%	5.2%	5.4%
Total Pop. 25 Years +	79,135	9,285	10,445	448,732	15,738	60,698	56,122

Source: U.S. Census Bureau (2014-2018)

2.3 Business and Industry

AEMA Division G supports a wide variety of industrial and commercial stakeholders. The region is a strategic location that is served by several federal and state highways, multiple railroads and motor freight lines, rivers, and a commercial airport. The region is home to a large, widely diversified economic base, with automotive and cabinet manufacturing facilities, Anniston Army Depot (major U.S. Army facility), higher education, medical and health services, financial services, telecommunications, government, utilities services, distribution facilities, natural resources, and retail trade. Overall, within the region over 75% of employment is within the services, management and business, and sales and office sectors of the economy. Major employers, defined as establishments with over 1,000 employees, are presented in Table 2.12.

Table 2.12: Major Employers (over 1,000 employees)		
Employer (County)	Product	# Employees
University of Alabama at Birmingham (Jefferson)	Higher Education	23,000
Regions Financial Corporation (Jefferson)	Financial Services	9,000
Anniston Army Depot (Calhoun)	Military Equipment	6,000
St. Vincent's Health System (Jefferson)	Health Care	5,100
Children's of Alabama (Jefferson)	Health Care	5,000
Honda of Alabama (Talladega)	Auto Manufacturing	5,000
AT&T (Jefferson)	Telecommunications	4,517
Brookwood Baptist Health (Jefferson)	Health Care	4,459
Jefferson County Board of Education	Education	4,400
City of Birmingham (Jefferson)	Government	4,200
Blue Cross-Blue Shield of Alabama (Jefferson)	Financial Services	3,100
Alabama Power Company (Jefferson)	Utilities Services	3,092
Birmingham Board of Education (Jefferson)	Education	2,721
Jefferson County Commission	Government	2,500
Birmingham Veterans Affairs Medical Center (Jefferson)	Health Care	2,440
Grandview Medical Center (Jefferson)	Health Care	2,172
U.S. Postal Service (Jefferson)	Government	2,000
BBVA Compass (Jefferson)	Financial Services	1,978
Wells Fargo (Jefferson)	Financial Services	1,978
Southern Company Services (Jefferson)	Utilities Services	1,881
Social Security Administration (Jefferson)	Government	1,800
Hoover Board of Education (Jefferson)	Education	1,773
Dollar General Distribution Center (Jefferson)	Wholesale Distribution	1,700
Protective Life Corporation (Jefferson)	Financial Services	1,550
American Cast Iron Pipe Corporation (Jefferson)	Manufacturing	1,400
N.E. Alabama Regional Med. Ctr (Calhoun)	Health Care	1,400
Samford University (Jefferson)	Higher Education	1,289
Drummond Companies (Jefferson)	Natural Resources	1,283

Alabama Institute for Deaf & Blind (Talladega)	Education	1,266
Calhoun County School System	Education	1,250
Wellborn Cabinets (Clay)	Manufacturing	1,200
New South Express (Talladega)	Auto Parts Supplier	1,127
Jacksonville State University (Calhoun)	Higher Education	1,077
State Farm Insurance (Jefferson)	Financial Services	1,069
Encompass Health Corporation (Jefferson)	Health Care	1,043
UAB Medical West (Jefferson)	Health Care	1,007

Source: Economic Development Partnership of Alabama (EDPA); Birmingham Business Alliance (2020)

The industries mentioned above are susceptible to the same natural hazards as the remainder of the region, e.g. high wind events and potential flooding. The economic impact of losing any industry is directly related to the size/type of business and the duration/severity of the loss.

2.4 Infrastructure

Transportation

There are several major highways that span across the region. The only interstate highway traversing the region is I-20 that enters through Cleburne County and continues through Calhoun, Talladega, St. Clair, and Jefferson County west toward Birmingham. U.S. Highways 11, 78, 280, and 431 cross the region as well, though none span the whole region. There are also several major state highways in the region that provide important links between communities.

There are several public airports located in the region. The only commercial airport is Birmingham-Shuttlesworth International Airport, located in Jefferson County, which offers 136 flights to 40 cities. Other public airports in the region include St. Clair County Airport (St. Clair County), Bessemer Airport (Jefferson County), Anniston Regional Airport (Calhoun County), Ashland/Lineville Airport (Clay County), Roanoke Municipal Airport (Randolph County), Sylacauga Municipal Airport (Talladega County), Talladega Municipal Airport (Talladega County), and McMinn Airport (Calhoun County).

Several rail lines also traverse the region. There are three Class I railroads, constituting seven routes. There are four by Norfolk Southern Corporation (through Calhoun, Cleburne, St. Clair, Jefferson, and Talladega counties), two by CSX Transportation (through Clay, Jefferson, Randolph, and Talladega counties), and one by Burlington Northern Santa Fe Railway (through Jefferson County). There are also several Class III railroads, including Alabama & Tennessee Railway, Eastern Alabama Railway, Alabama Warrior Railway, Birmingham Terminal Railway, and Southern Electric Railroad Company.

Utilities:

Electrical service in AEMA Division G is provided by Alabama Power and several electrical cooperatives and municipal authorities. Alabama Power serves most areas throughout the region. In addition, many areas utilize TVA supplied power with the Alabama Municipal Electric Authority. There are also several municipal electric systems, including Tallapoosa River Electric Cooperative and Coosa Valley Electric Cooperative.

Water and sewer services are provided by a mixture of municipal and county utility authorities. Most populated areas have public water service, with only a few isolated areas not connected. Most unincorporated areas rely on septic systems for sewer disposal. Natural gas service for much of the region is provided by the Alabama Gas Corporation, with other areas serviced by the East Alabama Gas District. Several municipalities have their own natural gas distribution systems.

2.5 Land Use and Development Trends

East Alabama is a largely rural region with many small towns, a few major metropolitan areas, agricultural and silvicultural uses, and Anniston Army Depot, with other scattered military zones that comprise the planning area. The largest developed urban area in the region and state is Birmingham with a population of over 200,000, which has been a historically rapidly growing metropolitan area centered in Jefferson County. Birmingham is a regional economic powerhouse that attracts people statewide to engage in commercial, medical, manufacturing, and other activities. Hoover, a suburb of Birmingham, is the second largest city in the region with over 58,000 people and has been a fast-developing area. Bedroom communities near both Birmingham and Hoover in Calhoun, St. Clair, and Talladega counties have grown over the past couple of decades.

Vestavia Hills is the only municipality with a population between 30,000 and 40,000. Its growth can be attributed mainly to its attractiveness as a Birmingham suburb. Municipalities with a population between 20,000 and 30,000 include Anniston, Bessemer, Homewood, and Mountain Brook. Centerpoint, Fairfield, Gardendale, Hueytown, Irondale, Jacksonville, Moody, Oxford, Pell City, Pleasant Grove, Sylacauga, Talladega, and Trussville all have populations between 10,000 and 20,000. The region's major universities, the University of Alabama at Birmingham, and Jacksonville State University, are key contributors to growth.

Overall, the AEMA Division G area grew over two percent (2.5%) from 2000 through 2010. Most of this increased growth occurred within and adjacent to Birmingham. These areas also produced additional urban built developments. The moderate population growth in these areas presents an enhancement of risk and vulnerability to natural hazard events, as hazard events that occur have more opportunity to affect higher density areas and destroy larger exposure of structures.

Each community in the region, especially the faster growing areas, should work to focus growth in compatible areas that are not susceptible to flooding and other location-specific hazards in their long-range development plans.

Section 3 – Planning Process

This Planning Process section of the Plan addresses requirements of Section 201.6(c)(1) through providing the planning process used to develop the plan, including how it was prepared, who was involved in the process, and how the public was involved.

Section Contents

- 3.1 Multi-Jurisdictional Plan Adoption
- 3.2 Multi-Jurisdictional Plan Participation
- 3.3 Hazard Mitigation Planning Process
- 3.4 Public and Other Stakeholder Involvement
- 3.5 Integration with Existing Plans

3.1 Multi-Jurisdictional Plan Adoption

Each participating jurisdiction will adopt the plan when it is deemed “approvable pending adoption” by the Federal Emergency Management Agency (FEMA). Participating jurisdictions seeking plan adoption include Calhoun, Clay, Cleburne, Jefferson, Randolph, St. Clair, and Talladega Counties, Adamsville, Anniston, Argo, Ashland, Ashville, Bessemer, Birmingham, Bon Air, Brighton, Brookside, Centerpoint, Childersburg, Clay, County Line, Edwardsville, Fairfield, Fruithurst, Fultondale, Gardendale, Graysville, Heflin, Hobson City, Homewood, Hoover, Hueytown, Irondale, Jacksonville, Kimberly, Leeds, Lincoln, Lineville, Lipscomb, Margaret, Maytown, Midfield, Moody, Morris, Mountain Brook, Mulga, Munford, North Johns, Oak Grove, Odenville, Ohatchee, Oxford, Pell City, Piedmont, Pinson, Pleasant Grove, Ragland, Ranburne, Riverside, Roanoke, Springville, Steele, Sylacauga, Sylvan Springs, Talladega, Talladega Springs, Tarrant, Trafford, Trussville, Vestavia Hills, Wadley, Waldo, Warrior, Weaver, Wedowee, West Jefferson, and Woodland.

Eligible jurisdictions include regional planning councils and local governing bodies, including municipal councils, county commissions, and local school districts.

3.2 Multi-Jurisdictional Planning Participation

Each eligible local jurisdiction in Calhoun, Clay, Cleburne, Jefferson, Randolph, St. Clair, and Talladega counties provided sufficient participation in the development of the regional hazard mitigation plan. Local jurisdictions within the region participated according to the standards set forth by the Regional Hazard Mitigation Planning Committee.

3.3 Hazard Mitigation Planning Process

The AEMA Division G Multi-Jurisdictional Hazard Mitigation Plan was developed through interaction between AEMA Division G EMA directors, the AEMA Division G Coordinator, and the East Alabama Regional Planning and Development Commission (EARPDC), which comprised the Regional Hazard Mitigation Planning Committee.

Members of the Regional Hazard Mitigation Planning Committee developed county-level planning subcommittees, primarily based on existing Local Emergency Planning Committees (LEPCs). The review of previous local hazard mitigation plans and development of the requirements for participating within the regional planning process was developed by the Regional Hazard Mitigation Planning Committee. The Committee decided that while actual physical presence at the meetings was preferred, it would not be a requirement.

Each jurisdiction (Table 3.1) was expected to participate in the planning update process by:

- Attending scheduled meetings, or if unable to attend, send a designee or make themselves available to discuss the agenda through phone conversation or in-person meeting
- Represent their jurisdiction’s interests, including gathering information and providing feedback, including providing survey comments or marking up information on their existing hazard mitigation plan
- Provide an assessment of prioritized projects that have been completed or are ongoing, or changes to prioritization
- Adopt the Hazard Mitigation Plan

Discussions with the Regional Hazard Mitigation Planning Committee led to county-level meetings with each jurisdiction invited to review the Risk, Vulnerability, and Mitigation components of the Hazard Mitigation Plan. During Spring and Summer 2020, packets of information containing planning materials were sent to each jurisdiction for review prior to county-level LEPC or stakeholder meetings that were held in 2020. The scope of the meetings was to assess the progress of each jurisdiction's mitigation goals and objectives and to find out recent hazard events and how they affected each jurisdiction. Plan drafts were distributed to stakeholders and local jurisdictions for review and the plan draft was discussed in the realm of public meetings before submission to AEMA and FEMA.

In January of 2021, planning material was sent for Phase III to Cleburne County prior to county-level LEPC and stakeholder meetings. The scope of the meetings was to assess the progress of each jurisdiction's mitigation goals and objectives and to find out recent hazard events and how they affected each jurisdiction. Plan drafts were distributed to stakeholders and local jurisdictions for review and the plan draft was discussed in the realm of public meetings before submission to AEMA and FEMA.

Similar processes were conducted in the Fall of 2021 and Spring of 2022 to incorporate the final two counties, Talladega and Clay Counties. After receiving planning materials, these counties conducted county-level LEPC and stakeholder meetings. The scope of the meetings was to assess the progress of each jurisdiction's mitigation goals and objectives and to find out recent hazard events and how they affected each jurisdiction. Plan drafts were distributed to stakeholders and local jurisdictions for review and the plan draft was discussed in the realm of public meetings before submission to AEMA and FEMA.

The Jefferson County Emergency Management Agency is composed of an Emergency Management Director and a staff of professional EMA officers whose mission is to prepare for, respond to and recover from, any and all disasters whether man-made or natural that may impact Jefferson County, its cities, townships, communities and citizens. Jefferson County EMA works closely with Alabama EMA, FEMA and other jurisdictions, as needed. The Jefferson County Emergency Management Council is composed of all of the Mayors in the County, plus one County Commissioner. The Emergency Management Board is composed of one County Commissioner and six Mayors, representing geographic divisions of the county. The Board reports upwards to the full Council. Due to the complexity of Jefferson County and its multiple jurisdictions, in addition to the EMA Director and Staff, the Emergency Management Board has been appointed as the official steering committee during the update of the Hazard Mitigation Plan. 2020 has posed many trials and tribulations due to the COVID-19 Global Pandemic, which has put a strain on resources, staffing and participation across all emergency support functions, as all spare time has been put forth to the coordination of COVID-19 related activities within the county. Thus the board serving as the steering committee.

Table 3.1 Regional Hazard Mitigation Planning Committee (known commonly as AEMA Division G Steering Committee)

Jurisdiction	Primary Contact	Attended Meetings	Provided Written Comments	In-Person or Phone/Email Consultation
Calhoun County	Michael Barton, Director	X	X	X
Calhoun County	Greg Militano, Deputy Director	X	X	X
Calhoun County	David Randle, Emergency Management Officer	X	X	X
Calhoun County	Myles Chamblee, Emergency Management Officer	X	X	X
Calhoun County	Tiffany DeBoer, Public Information Officer	X	X	X
Calhoun County Water Authority	Buddy Lique, Filtration Plant Operator	X	X	X
City of Oxford	Ben Stewart, Assistant Fire Chief	X	X	X
City of Anniston	David Arnett, Public Works Director	X	X	X
City of Jacksonville	Albertha Grant, City Administrator	X	X	X
City of Jacksonville	Mark Stephens, Planning Director	X	X	X
Town of Hobson City	Alberta McCrory, Mayor	X	X	X
Town of Ohatchee	Steve Baswell, Mayor	X	X	X

City of Weaver	Wayne Willis, Mayor	X	X	X
City of Piedmont	Bill Baker, Mayor	X	X	X

Jurisdiction	Primary Contact	Attended Meetings	Provided Written Comments	In-Person or Phone/Email Consultation
Calhoun County	Michael Barton, Director	X	X	X
Calhoun County	Greg Militano, Deputy Director	X	X	X
Calhoun County	David Randle, Emergency Management Officer	X	X	X
Calhoun County	Myles Chamblee, Emergency Management Officer	X	X	X
Calhoun County	Tiffany DeBoer, Public Information Officer	X	X	X
Calhoun County Water Authority	Buddy Lique, Filtration Plant Operator	X	X	X
City of Oxford	Ben Stewart, Assistant Fire Chief	X	X	X
City of Anniston	David Arnett, Public Works Director	X	X	X
City of Jacksonville	Albertha Grant, City Administrator	X	X	X
City of Jacksonville	Mark Stephens, Planning Director	X	X	X
Town of Hobson City	Alberta McCrory, Mayor	X	X	X
Town of Ohatchee	Steve Baswell, Mayor	X	X	X
City of Weaver	Wayne Willis, Mayor	X	X	X
City of Piedmont	Bill Baker, Mayor	X	X	X

Calhoun County Board of Education	Randy Reaves, Safety Director	X	X	X
Anniston Water Works and Sewer Board	Jarrold Simmons	X	X	X
Piedmont Healthcare	Tony Ward, Maintenance Director	X	X	X
Northeast Alabama Regional Medical Center	Steve Ferguson, Bio-Medical & Em. Mgmt.	X	X	X
Piedmont Rescue	Josh Wright, Director	X	X	X
Clay County	Jeremy Butler, County Engineer	X		X
Clay County	Tim Pilkington, Principal/Bd. Of Ed.		X	X
Clay County EMA	Theresa Daugherty, Director	X	X	X
City of Ashland	Chelsey Wynn, City Clerk Admin	X	X	X
City of Lineville	Rusty Taylor, City Supervisor	X	X	X
Cleburne County	Lisa Milinkovich, Cleburne County	X		X
Cleburne County EMA	Crystal Cavender, Emergency Manager	X		X

Cleburne County 911	Sheila Amundson, Deputy Emergency	X		X
Cleburne County CCSO/VFD	County Deputy Patrick Nolen, Turkey Heaven VFD Chief	X		X

Cleburne County Citizen/CCEMS	Tracey Lambert, EMS Director	X		X
Cleburne County Water Authority	Mike Copeland, Director	X		X
Town of Edwardsville, Town of Fruithurst*	Chief Larry Atkinson, Fruithurst VFD	X		X
City of Heflin	Ross McGlaughn, Police Chief	X		X
Town of Ranburne	Carl Smith, Fire Assistant Chief	X		X
Jefferson County	Joe Knight, Commissioner			X
Jefferson County EMA	James Coker, Director	X	X	X
Adamsville	Pam Palmer, Mayor	X		X
Bessemer	Kenneth Gulley, Mayor			X
Birmingham	Randal Woodfin, Mayor	X	X	X
Brighton	Eddie Cooper, Mayor			X
Brookside	Roger McCondicie, Mayor			X

Center Point	Tom Henderson/ Bobby Scott, Mayor	X		X
Clay	Charles Webster, Mayor	X		X
County Line	Buddy Self, Mayor			X
Fairfield	Eddie Penny, Mayor			X
Fultondale	Jim Lowery/ Larry Holcomb, Mayor			X
Gardendale	Stan Hogeland, Mayor			X
Graysville	Julio Davis, Mayor			X
Homewood	Scott McBrayer/ Patrick McClusky, Mayor			X
Hoover	Frank Brocato, Mayor	X		X
Hueytown	Steve Ware, Mayor	X		X
Irondale	Charles Moore/ James Stewart, Mayor			X
Kimberly	Bob Ellerbrock, Mayor			X
Leeds	David Miller, Mayor			X
Lipscomb	Brenda Renz/ Tonja Baldwin, Mayor			X
Maytown	Deanna Roe, Mayor			X

Midfield	Gary Richardson, Mayor			X
Morris	Joe Plyant, Mayor			X
Mountain Brook	Stewart Welch, Mayor			X
Mulga	W. Keith Varner, Mayor			X
North Johns	Kenneth Lindsey, Mayor			X
Pinson	Hoyt Sanders/ Joe Cochran, Mayor	X		X
Pleasant Grove	Jerry Brasseale, Mayor			X
Sylvan Springs	Stevan Parsons, Mayor			X
Tarrant	Loxcil Tuck/ Wayman Newton, Mayor			X
Trafford	Lee Motes/ Greg Rogers, Mayor			X
Trussville	Buddy Choat, Mayor			X
Vestavia Hills	Ashley Curry, Mayor			X
Warrior	Johnny Ragland, Mayor			X
West Jefferson	Charles Nix, Mayor			X

Randolph County	Donnie Knight-EMA Director	X	X	X
EMA	Jan Prescott-Assistant Director	X	X	X
EMA	Joyce Sledge-Knight-Volunteer	X		
Randolph County Sheriff's Dept.	Donnie Strain-Investigator	X	X	X
Morrison's Crossroads VFD	Chief Danny Joe McCord			X
Woodland VFD	Fireman Curtis Deason			X
Wadley VFD	Chief Dale Knight	X		X
Clay County Hospital	Nurse Frances Williamson	X	X	X
Roanoke Police	Chief Adam Melton			X
Randolph County Commission	Commissioner Larry Roberts			X
Randolph County E-911	Director Kelly Edwards	X		X
Randolph County Sheriff's Dept.	Sheriff David Cofield	X	X	X

Wedowee Police Dept.	School Resource Officer Robbie Taylor			X
Randolph County Board of Education	Superintendent John Jacobs			X
Williams Gas Pipelines	Sr. Operations Manager Kevin Mazingo	X		
Randolph County Sheriff's Dept.	Deputy Nathaniel Morrow	X	X	X
St. Clair County	Brian Schaefers, EMA Planner	X	X	X
St. Clair County EMA	Patrice Kurzejeski- Assistant Director	X	X	X
City of Argo	Chief James Downing	X		
City of Argo	Scott Payne- Interim Fire	X		X
City of Ashville	Fire Chief Mike Barry	X		
City of Margaret	Mayor Isaac Howard		X	
City of Moody	Fire Chief Larry Horton	X	X	
City of Moody	Fire Captain Barry Wright			
St. Clair County EMA	Patrice Kurzejeski- Assistant Director	X	X	X
City of Argo	Chief James Downing	X		
City of Argo	Scott Payne- Interim Fire	X		X
City of Ashville	Fire Chief Mike Barry	X		
City of Margaret	Mayor Isaac Howard		X	
City of Moody	Fire Chief Larry Horton	X	X	
City of Moody	Fire Captain Barry Wright			
City of Odenville	Fire Chief David Davis	X		

City of Pell City	Jeanette Jueckstock-Planning and Zoning Admin		X	
Town of Ragland	Tim McKinney, Public Utilities Supervisor			X
Town of Riverside	Fire Chief Tim Kurzejeski	X		
City of Springville	Fire Chief Richard Harvey	X	X	X
Town of Steele	Fire Chief James Martin	X	X	
Unincorporated County	Tina Morgan, County Administrator			X
St. Clair County Road Department	Dan Dahlke, County Engineer	X		X
Pell City Schools	Superintendent Dr. Michael Barber			X
St. Clair County Schools	Superintendent Mike Howard			X
Talladega County	Shawn McComb, Road Department Engineer	X	X	X
Talladega County EMA	LeighAnn Butler, EMA Deputy Director	X	X	X
Town of Bon Air	Daniel Lewis, Mayor		X	X
City of Childersburg	Aimee Burnette, City Clerk		X	X
City of Lincoln	Josh Vincent, Fire Chief	X	X	X
Town of Munford	Elaine Stephens, Town Council	X	X	X
Town of Oak Grove	Mayor Tony White	X		X
City of Sylacauga	Nate Osgood, Fire Chief		X	X
Town of Talladega Springs	Bruce Livingston, Mayor			X

City of Talladega	Danny Warwick, Fire Chief			X
Town of Waldo	Susan Crim, Mayor	X	X	X

*Due to the small size and proximity of Edwardsville and Fruithurst, Cleburne County opted to utilize one representative for both jurisdictions.

3.4 Public and Other Stakeholder Involvement

Opportunity for public comment was provided for in multiple ways. All county stakeholder meetings were open to the public, advertised public meetings were held for review of the plan draft and will be held again prior to adoption of the approvable plan, and plan drafts were available for review at municipal offices. In addition, Jefferson County conducted a survey to gather public input; the survey and its results are included in Appendix B. The public was informed of the hazard mitigation plan and invited and encouraged to attend planning meetings through various media announcements, including but not limited to: newspaper notices and advertisements, radio advertisements, open meeting websites, local EMA website postings, community events, and local postings. Due to the ongoing pandemic, many meetings took place via teleconference. Public response was limited but was utilized to shape the plan as a whole, evaluate mitigation actions, and review plan drafts before submission. Documentation of public participation is also included in Appendix B.

Future plan updates will work to incorporate additional public involvement, as described in Section 6.3.

The East Alabama Regional Planning and Development Commission (EARPDC) and local EMA directors consulted with multiple stakeholders in formation of the plan. The U.S. Army Corps of Engineers provided information concerning dam failure and mitigation. The Alabama Forestry Commission provided information pertaining to wildfires. The Geological Survey of Alabama (GSA) was consulted for landslide, land subsidence, and earthquake hazard information. The National Weather Service provided information concerning high winds, tornadoes, and winter storms. The U.S. Drought Monitor supplied information pertaining to droughts and extreme heat. Concepts of the Plan update were discussed with regional partners, including EMA offices in counties.

3.5 Integration with Existing Plans

Existing plans were consulted upon drafting of the Regional Hazard Mitigation Plan to gauge understanding of the region's capacity for hazard mitigation. Plans reviewed include:

Alabama State Hazard Mitigation Plan (2018 Update):

The State Hazard Mitigation Plan was consulted to assist with consistency of information within the regional plan, including items within the Risk Assessment and local capabilities.

Local Hazard Mitigation Plans:

Each of the seven counties in AEMA Division G has previously developed local hazard mitigation plans. These plans were reviewed for consistency of information within the regional plan.

EARPDC Comprehensive Economic Development Strategy (CEDS) (2019 Update):

The EARPDC Regional CEDS was consulted to ensure the Hazard Mitigation Plan is consistent with the economic development strategy for the seven-county East Alabama region.

Regional Planning Commission of Greater Birmingham (RPCGB) Comprehensive

Economic Development Strategy (CEDs) (2017-2022): The RPCGB CEDs was consulted to ensure the Hazard Mitigation Plan is consistent with the economic development strategy for the seven-county East Alabama region.

Emergency Operations Plans

Each county in AEMA Division G has an Emergency Operations Plan (EOP) that is utilized in an emergency. The plans summarize various hazards and provide direction for emergency personnel in disaster situations. These plans complement the hazard mitigation plan, but do not necessarily cover the same material.

Alabama Drought Management Plan (2018 Update)

The Alabama Drought Management Plan was studied to provide background information of drought impacts on the planning area.

Other sources utilized for data incorporation are listed in the Section 4 – Risk Assessment.

Section 4 – Risk Assessment

This section of the plan addresses requirements of Section 201.6

(c)(2). Section Contents

- 4.1 Hazard Overview
- 4.2 Hazard Profiles
- 4.3 Technological and Human-Caused Hazards
- 4.4 Vulnerability Overview
- 4.5 Probability of Future Occurrence and Loss Estimation
- 4.6 Total Population and Property Valuation Summary by Jurisdiction
- 4.7 Critical Facilities/Infrastructure by Jurisdiction
- 4.8 Summary of Historic Hazard Occurrence by Jurisdiction
- 4.9 Hazard Impacts
- 4.10 Vulnerable Populations in Calhoun, Clay, Cleburne, Jefferson, Randolph, St. Clair, and Talladega Counties
- 4.11 Jurisdictional Vulnerability by Hazard in Calhoun, Clay, Cleburne, Jefferson, Randolph, St. Clair, and Talladega Counties

4.1 Hazard Overview

Calhoun, Clay, Cleburne, Jefferson, Randolph, St. Clair, and Talladega Counties are affected by a wide range of natural and human-caused hazards that negatively impact life and property. Current FEMA regulations under the Disaster Mitigation Act of 2000 (DMA 2000) require, at a minimum, an evaluation of a full range of natural hazards. An evaluation of human-caused hazards (i.e., technological hazards, terrorism, etc.) is allowed, but not required for plan approval. The Regional Hazard Mitigation Plan concentrates on natural hazards but does include a summarized assessment of potential human-caused hazards.

4.2 Hazard Profiles

The planning area is affected by multiple hazards that are addressed below. These hazards were identified and evaluated through a process that included studying historical events, previous local mitigation plans, susceptibility of location to hazards, and input from local stakeholders. For each hazard addressed in the risk assessment, general descriptions of the hazards and its extent of effects on the region are included.

Due to its geographical location, areas in Calhoun, Clay, Cleburne, Jefferson, Randolph, St. Clair, and Talladega Counties are vulnerable to many hazards that potentially disrupt life and property during any time of the year. Hazard types that have no applicability to the region are: avalanche, coastal erosion, tsunami, and volcano. These hazards will not be mentioned any further. Table 4.1 displays potential hazards and if they present a risk to the planning area, including information sources and how the hazard associates to the region.

Table 4.1: Potential Hazards and Data Sources

Hazard	Risk	Source	Correlation with Region
Avalanche	No	US Forest Service National Avalanche Center (http://www.fsavalanche.org/)	No risk of avalanche events in Alabama
Coastal Erosion	No	FEMA Coastal Erosion Hazards Report (http://www.fema.gov/media-library/assets/documents/8397)	The planning area is an inland area
Dam Failure	Yes	USACE National Inventory of Dams (https://nid.sec.usace.army.mil/ords/f?p=105:1:::))	Population downstream from dams; flooding concerns; no State regulation of dam safety
Drought / Extreme Heat	Yes	United States Drought Monitor (http://droughtmonitor.unl.edu/) / NOAA National Climatic Data Center (http://www.ncdc.noaa.gov/stormevents/)	Historic incidents with damage
Earthquake	Yes	USGS Earthquake Hazards Program (http://earthquake.usgs.gov/earthquakes/)	Proximity to Southeast U.S. seismic zones
Flooding	Yes	NOAA National Climatic Data Center (http://www.ncdc.noaa.gov/stormevents/)	Historic incidents with damage / identified flood hazard areas
High Winds (Hurricanes, Tornadoes, Windstorms)	Yes	NOAA National Climatic Data Center (http://www.ncdc.noaa.gov/stormevents/) /NWS Tornado Database (https://www.weather.gov/bmx/tornadodb_main)/National Hurricane Center Data Archive (http://www.nhc.noaa.gov/data/#tcr)	Historic incidents with damage

Hazard	Risk	Source	Correlation with Region
Landslides	Yes	USGS Landslides Hazard Program (http://landslides.usgs.gov/hazards/nationalmap/) / Geological Survey of Alabama, Landslides (http://gsa.state.al.us/gsa/geologic Hazards/Landslides.htm)	Susceptible areas to landslides
Land Subsidence / Sinkholes	Yes	Geological Survey of Alabama, Sinkholes in Alabama (http://gsa.state.al.us/gsa/geologic Hazards/Sinkholes_AL.htm)	Susceptible areas to land subsidence / sinkholes
Tsunami	No	FEMA, Tsunami (https://www.disasterassistance.gov/information/disaster-types/tsunami)	The planning area is an inland area.
Volcano	No	FEMA, Volcanoes (https://www.disasterassistance.gov/information/disaster-types/volcano)	Not near an active volcano
Wildfire	Yes	Alabama Forestry Commission Current Wildfire Totals (https://forestry.alabama.gov/Pages/Fire/Totals.aspx)	Historic incidents with damage / identified susceptible areas
Winter / Ice Storms	Yes	NOAA National Climatic Data Center (http://www.ncdc.noaa.gov/stormevents/)	Historic incidents with damage

Effects from high winds (primarily from tornadoes and hurricanes) and flooding are regarded as the most significant natural hazards affecting the planning area.

Many hazards are multi-faceted and interrelated; therefore, some are grouped together due to their impacts and mitigation strategies being similar. An example is a high wind event, resulting from a hurricane, tornado, or severe thunderstorm, may produce direct damage to critical facilities and other structures and may render roadways impassible due to debris.

Calhoun, Clay, Cleburne, Jefferson, Randolph, St. Clair, and Talladega Counties been included in 49 Federal Disaster Declarations, as shown in Table 4.2. The declared disasters have been primarily related to two major types of impact: flooding (through both tropical and non-tropical events) and high winds (through hurricanes, tornadoes, and severe thunderstorms).

Table 4.2: Calhoun, Clay, Cleburne, Jefferson, Randolph, St. Clair, and Talladega Counties Federally Declared Disasters

Declaration Date	Disaster Number	Type of Incident	Counties Declared
April 9, 1970	285	Heavy Rains/Tornadoes/Flooding	Jefferson
March 27, 1973	369	Tornadoes/Flooding	Cleburne, St. Clair
May 29, 1973	388	Severe Storms/Flooding	Jefferson, St. Clair, and Talladega
April 4, 1974	422	Tornadoes	Jefferson
January 18, 1975	3007	Tornadoes	Jefferson and St. Clair
March 14, 1975	458	Severe Storms/Flooding	Cleburne, Jefferson, and St. Clair

October 2, 1975	488	Severe Storms/Tornadoes/Flooding	St. Clair
April 9, 1977	532	Severe Storms/Flooding	Clay, Jefferson, St. Clair, and Talladega
July 27, 1977	3045	Drought	Calhoun, Clay, Cleburne, Jefferson, Randolph, St. Clair, and Talladega
March 17, 1979	3074	Flooding	Clay, Cleburne, Randolph, and Talladega
April 18, 1979	578	Storms/Wind/Flooding	Clay, Jefferson, Randolph, St. Clair, and Talladega
December 13, 1983	695	Severe Storms/Flooding/Tornadoes	Calhoun and Jefferson
May 11, 1984	3088	Severe Storms/Tornadoes	Cleburne and Talladega
February 17, 1990	856	Flooding/Severe Storms/Tornadoes	Calhoun, Clay, Cleburne, Jefferson, Randolph, St. Clair, and Talladega
March 21, 1990	861	Flooding/Severe Storms/Tornado	Calhoun, Clay, and Randolph
March 15, 1993	3096	Severe Snowfall, Winter Storm	Calhoun, Clay, Cleburne, Jefferson, Randolph, St. Clair, and Talladega
March 30, 1994	1019	Severe Storm/Flooding/Tornado	Calhoun and St. Clair
July 8, 1994	1034	Severe Storm/Flooding/Tropical Storm Alberto	Randolph
October 4, 1995	1070	Hurricane Opal	Calhoun, Clay, Cleburne, Jefferson, Randolph, St. Clair, and Talladega
March 9, 1998	1208	Severe Storms/Flooding	Randolph
April 9, 1998	1214	Tornadoes/Severe Thunderstorms	Jefferson and St. Clair
March 17, 2000	1322	Severe Storms/Flooding	Jefferson
September 17, 2000	2339	County Line Fire	Jefferson
December 18, 2000	1352	Severe Storms/Tornadoes	Jefferson and St. Clair
March 5, 2001	1362	Severe Storms/Flooding	Jefferson
December 7, 2001	1399	Severe Storms/Tornadoes	Calhoun, Clay, Jefferson, St. Clair, and Talladega

November 14, 2002	1442	Severe Storms/Tornadoes	Calhoun, Cleburne, Jefferson, St. Clair, and Talladega
May 12, 2003	1466	Severe Storms/Tornadoes/Flooding	Calhoun, Clay, Cleburne, Jefferson, Randolph, St. Clair, and Talladega
September 15, 2004	1549	Hurricane Ivan	Calhoun, Clay, Cleburne, Jefferson, Randolph, St. Clair, and Talladega
July 10, 2005	1593	Hurricane Dennis	Clay, Cleburne, Jefferson, Randolph, and Talladega
August 29, 2005	1605	Hurricane Katrina	Jefferson
September 10, 2005	3237	Hurricane Katrina Evacuation	Calhoun, Clay, Cleburne, Jefferson, Randolph, St. Clair, and Talladega
March 3, 2007	1687	Severe Storms/Tornadoes	Jefferson
August 30, 2008	3292	Hurricane Gustav	Calhoun, Clay, Cleburne, Jefferson, Randolph, St. Clair, and Talladega
May 8, 2009	1836	Severe Storms/Flooding/Tornadoes/	Jefferson
April 27, 2011	3319	Severe Storms/Tornadoes/Straight-line	Calhoun, Clay, Cleburne, Jefferson, Randolph, St. Clair, and Talladega
April 28, 2011	1971	Severe Storms/Tornadoes/Straight-line Winds/Flooding	Calhoun, Clay, Cleburne, Jefferson, Randolph, St. Clair, and Talladega
February 1, 2012	4052	Severe Storms/Tornadoes/Straight-line Winds/Flooding	Jefferson
May 2, 2014	4176	Severe Storms/Tornadoes/Straight-line Winds/Flooding	Jefferson
January 21, 2016	4251	Severe Storms/Tornadoes/Straight-line Winds/Flooding	Clay, Cleburne, and St. Clair
September 11, 2017	3389	Hurricane Irma	Calhoun, Clay, Cleburne, Jefferson, Randolph, St. Clair, and Talladega
October 8, 2017	3394	Hurricane Nate	Jefferson, St. Clair, and Talladega
April 26, 2018	4362	Severe Storms/Tornadoes	Calhoun and St. Clair

March 13, 2020	3472	Covid-19	Calhoun, Clay, Cleburne, Jefferson, Randolph, St. Clair, and Talladega
March 29, 2020	4503	Covid-19 Pandemic	Calhoun, Clay, Cleburne, Jefferson, Randolph, St. Clair, and Talladega
May 21, 2020	4546	Severe Storms and Flooding	Randolph
September 14, 2020	3545	Hurricane Sally	Calhoun, Clay, Cleburne, Jefferson, Randolph, St. Clair, and Talladega
December 10, 2020	4573	Hurricane Zeta	Calhoun, Clay, Randolph, and Talladega
April 26, 2021	4596	Severe Storms, Straight-line Winds, and Tornadoes	Calhoun, Clay, Jefferson, and Randolph

Source: Federal Emergency Management Agency (March 2022)

Under a federally declared disaster, the State of Alabama and affected local jurisdictions are eligible to apply for federal reimbursement for debris removal, emergency services, and critical facility repair/replacement. Funding is also made available for hazard mitigation grants that allow for implementation of mitigation projects that are listed in this plan.

Each hazard profile includes a summary of the following:

- **Background:** Provides general definitions and brief descriptions of the hazard, its characteristics, and potential effects.
- **Locations Affected:** Provides information on the geographic areas within the planning area that are susceptible to hazard occurrences. Locations affected are described regionally, unless a specific jurisdiction has different risks, which is further explained in comparison with the rest of the planning area.
- **Extent:** Provides information on the potential strength or magnitude of the hazard.
- **Historical Occurrences:** Provides information on the history of previous hazard events in the planning area, including their impacts.
- **Probability of Future Events:** Describes the likelihood of future hazard occurrences in the planning area. Many hazards may affect the entire planning area, while other hazards are more localized due to specific factors. These qualitative descriptions are from historical occurrences and other risk factors. Because of the lack of comprehensive quantitative data on many of the hazards, susceptibility to future damage will be noted by categories of High, Medium, Low, or Very Low described below.

- **High:** Probable major damage in a 1-10 Year Period
- **Medium:** Probable major damage in a 10-50 Year Period
- **Low:** Probable major damage in a 100 Year Period
- **Very Low:** No probable major damage in a 100 Year Period

DAM / LEVEE FAILURE

Background

Dam and levee malfunctions may cause failures that flood areas downstream through releasing large volumes of water with little warning, which may cause extensive property damage and casualties. Dam safety has been an ongoing hazard mitigation issue in the State of Alabama for the past two decades as infrastructure has been aging, especially regarding small dams that are privately owned and poorly maintained. For this reason, dam failures can occur from natural causes, human causes, or both. Failures can be the source of intense flooding events. No state law exists to regulate any existing private dams or the construction of new private dams that do not require federal licenses or inspections. There have been several attempts in the State of Alabama to pass legislation that would require inspection of dams on bodies of water over 50 acre-feet or dams higher than 25 feet. Enactment has been hampered by the opposition of agricultural interest groups and insurance companies. Once established, the program will provide an up-to-date inventory of dams in the planning area.

Locations Affected

There are 327 recorded dams in Calhoun, Clay, Cleburne, Jefferson, Randolph, St. Clair, and Talladega counties listed in the National Inventory of Dams (NID), which is maintained by the U.S. Army Corps of Engineers (USACE). Of these, approximately fifty (50) are classified by the USACE as high-hazard dams. However, the NID is an outdated source, due to Alabama's lack of regulatory authority, and the true number of high hazard dams is likely much higher. Localized studies of the NID data conducted by the Alabama Office of Water Resources (OWR) outside of the planning region has shown that many NID points are not spatially accurate and does not represent the potential hazards with the dams. There are also private dams in many areas that are not necessarily known by local authorities.

Table 4.3 provides the dams listed in the National Inventory of Dams (NID) for the planning area.

Table 4.3: NID Listed Dams in Planning Area

Dam Name	County	Hazard Potential	NID Height (ft)	NID Storage (acre ft)	Location (LAT/LONG)
Chocolocco Site 2	Calhoun	High	66	7215	33.817, -85.6244
Terrapin Creek W/S Dam Site 9	Calhoun	Low	41	718	33.9478, -85.5522
Terrapin Creek Watershed Dam No. 9	Calhoun	Low	55	603	33.9466, -85.555
Chocolocco Creek W/S Dam Site 3	Calhoun	Significant	53	934	33.7983, -85.6417
Chocolocco Creek W/S Dam Site 9	Calhoun	Low	43	443	33.6772, -85.6514
Chocolocco Creek W/S Dam Site 11	Calhoun	High	75	13331	33.5808, -85.7527

Dam Name	County	Hazard Potential	NID Height (ft)	NID Storage (acre ft)	Location (LAT/LONG)
Presbyterian Church	Calhoun	Low	18	60	33.9066, -85.8783
Shelton	Calhoun	Low	19	80	33.8, -85.7016
Sportsmen Club	Calhoun	Low	12	100	33.6116, -85.9933
Rod and Reel	Calhoun	Significant	12	70	33.6066, -86.0016
Cone Reservoir	Calhoun	High	53	867	33.6283, -85.999
Yarbrough	Calhoun	Low	18	70	33.7116, -86.07
Harper No. 1	Calhoun	Low	13	75	33.7416, -85.8016
Harper No. 2	Calhoun	Low	15	70	33.7416, -85.6816
Yahou	Calhoun	High	41	259	33.6872, -85.801
Finks Lake	Calhoun	High	0	546	33.7435, -85.8468
Lyles	Calhoun	Significant	33	250	33.8333, -86.0433
McCullars No. 1	Calhoun	Low	20	140	33.7783, -85.9366
McCullars No. 2	Calhoun	Low	18	55	33.7866, -85.9366
Coley	Calhoun	Low	30	65	33.81, -85.905
Nunally	Calhoun	Low	15	60	33.8433, -85.975
Bells	Calhoun	Low	18	70	33.8716, -85.9783
Policemen Lake	Calhoun	Low	18	130	33.7733, -85.8183
Edward	Calhoun	Low	22	160	33.8, -85.8566
Patterson	Calhoun	Low	17	80	33.83, -85.8633
Gray	Calhoun	Low	20	100	33.8566, -85.7816
Lee	Calhoun	Low	25	540	33.88, -85.9333
Lay	Calhoun	Low	16	75	33.8883, -85.93

Bonner	Calhoun	Low	22	105	33.945, -85.8333
Haven	Calhoun	Low	18	80	33.8966, -85.6566
Hollis	Calhoun	Low	18	75	33.8933, -85.7066
Rankins	Calhoun	Low	18	75	33.93, -85.67
Boozer	Calhoun	Low	23	370	33.9183, -85.7133
Robertson	Calhoun	Low	22	80	33.6, -85.7766
Rush	Calhoun	Low	28	195	33.593, -85.75
Donner	Calhoun	Low	16	65	33.8333, -85.9666
McGouirk	Calhoun	Low	15	50	33.745, -86.0366
Saxon	Calhoun	Low	20	80	33.8083, -85.9
Cottaquilla	Calhoun	Low	32	65	33.76, -85.715
Chocolocco Creek W/S Dam Site 6	Calhoun	High	91	14105	33.7379, -85.6569
Reilly Lake	Calhoun	Significant	25	46	33.7466, -85.7816
Keyes Dam	Calhoun	Significant	18	55	33.8633, -85.8566
Big Oak Dam	Calhoun	Low	18	50	33.8733, -85.98
Thrasher Dam	Calhoun	Low	20	70	33.8583, -85.975
Doss Dam	Calhoun	Significant	15	50	33.7216, -85.8666
Thrift Dam	Calhoun	Low	40	90	33.6583, -85.6416
Lake Louise	Calhoun	Significant	20	36	33.65, -85.7833
Patterson Lake	Calhoun	High	11	49	33.8031, -85.7524
Ketchepedrake Creek W/S Dam Site 15	Clay	Significant	50	9700	33.4452, -85.735
Center Hill	Clay	Low	18	550	33.39667, -85.705
Lake Chinnabee Dam	Clay	Low	25	175	33.46316, -85.8783
Newbury	Clay	Low	28	250	33.31333, -85.9233

Crooked Creek W/S Dam Site 17a	Clay	Significant	54	6925	33.2186, -85.6844
Blair No. 2	Clay	Significant	21	50	33.2, -85.8633
Crooked Creek W/S Dam Site 2	Clay	Significant	52	4949	33.3233, -85.7983
Ketchepedrake Creek W/S Dam Site 1	Clay	Significant	30	874	33.4717, -85.7683
Little Hillabee W/S Dam Site 3	Clay	Low	30	400	33.25, -85.95
Blair No. 1	Clay	Significant	14	50	33.2, -85.8617
Little Hillabee W/S Dam Site 2	Clay	Low	43	626	33.24, -85.9336
Little Hillabee W/S Dam Site 6	Clay	Low	32	278	33.1167, -85.8333
Ketchepedrake Creek W/S Dam Site 10	Clay	Significant	36	704	33.225, -86
Gerald Lake	Clay	Low	30	900	33.43667, -85.6733
Ketchepedrake Creek W/S Dam Site 11	Clay	Significant	46	300	33.23, -85.7667
Little Hillabee W/S Dam Site 1	Clay	Low	50	890	33.2667, -85.9683
Crooked Creek W/S Dam Site 16	Clay	High	60	2626	33.24645, -85.6955
Crooked Creek W/S Dam Site 3	Clay	Significant	55	2045	33.315, -85.85
Little Hillabee W/S Dam Site 4	Clay	Low	30	670	33.2133, -85.9183
Mccrary	Clay	Low	18	70	33.30667, -85.7733
Virginia Lake	Clay	Significant	30	210	33.43667, -85.6967
Lower State Creek	Clay	Significant	25	450	33.43167, -85.6967
Upper State Creek	Clay	Significant	35	240	33.43833, -85.71
Fox Creek W/S Dam Site 2	Clay	Low	35	327	33.36, -85.7633
Ketchepedrake Creek W/S Dam Site 9	Clay	Significant	37	1374	33.2417, -85.8333
Crooked Creek W/S Dam Site 5	Clay	Significant	32	448	33.2867, -85.83
Coleman Lake	Cleburne	Low	32	200	33.7798, -85.5586
Boy Scout	Cleburne	Low	37	1337	33.5216, -85.6666

Terrapin Creek W/S Dam Site 31	Cleburne	High	71	9890	33.893, -85.5284
Beecham Lake	Cleburne	High	39	811	33.9377, -85.4738
Terrapin Creek- Site 15	Cleburne	Undetermined	47	683	33.8867, -85.48
Terrapin Creek W/S Dam Site 21	Cleburne	Low	65	4926	33.8333, -85.5
Terrapin Creek W/S Dam Site 22	Cleburne	Low	106	6772	33.8775, -85.4325
Terrapin Creek W/S Dam Site 33	Cleburne	Low	51	6161	33.8667, -85.46
Lost Creek W/S Dam Site 4	Cleburne	Low	38	385	33.54, -85.3683
Lost Creek W/S Dam Site 3	Cleburne	Low	38	457	33.555, -85.3567
Lost Creek W/S Dam Site 1	Cleburne	Low	46	1932	33.55, -85.3367
Lost Creek W/S Dam Site 2	Cleburne	Low	43	563	33.55, -85.345
Chocolocco Creek W/S Dam Site 24	Cleburne	High	90	11000	33.7174, -85.6262
Chocolocco Creek W/S Dam Site 07	Cleburne	High	74	6732	33.7432, -85.5831
Calhulga Creek W/S Dam Site 1	Cleburne	High	46	3940	33.651, -85.6043
Snows	Cleburne	Low	15	80	33.94, -85.4
Laminack	Cleburne	Significant	28	110	33.7383, -85.3935
Nelson	Cleburne	Low	30	85	33.745, -85.435
Aderhold	Cleburne	Low	23	90	33.7433, -85.51
Owens	Cleburne	Low	32	200	33.6933, -85.5566
Bell	Cleburne	Low	17	70	33.6733, -85.5566
Heflin	Cleburne	High	24	169	33.641, -85.5822
Lake Cleburne	Cleburne	Low	30	530	33.6083, -85.54
Robinson	Cleburne	Low	22	100	33.6, -85.6366
Allen and Phillips	Cleburne	Low	18	100	33.5816, -85.73

Abel	Cleburne	Low	30	140	33.5433, -85.685
Huston	Cleburne	Low	18	90	33.5416, -85.6383
Esterling and Burns	Cleburne	Low	32	100	33.605, -85.715
Robinson No. 2	Cleburne	Low	20	70	33.5113, -85.6238
Creighton No. 1	Cleburne	High	18	50	33.5474, -85.6529
Creighton No. 2	Cleburne	High	20	62	33.5467, -85.6548
Stricklin	Cleburne	Low	20	90	33.545, -85.655
Edmonds Lake	Cleburne	Low	20	680	33.55, -85.6683
Bonner	Cleburne	Low	28	115	33.6266, -85.6333
White No. 1	Cleburne	Low	14	50	33.575, -85.685
White No. 2	Cleburne	Low	20	80	33.5716, -85.685
Dynne Creek W/S Dam Site 1	Cleburne	Significant	53	1068	33.5567, -85.5117
Laminack	Cleburne	Low	15	115	33.805, -85.4433
Dynne Creek W/S Dam Site 3	Cleburne	Significant	29	1003	33.5667, -85.5333
Morgan Lake	Cleburne	Low	20	70	33.5592, -85.7267
Vestavia Lake	Jefferson	High	30	72	33.4433, -86.7833
Cahaba Lake	Jefferson	Low	18	125	33.405, -86.76
T.C.I. Lake	Jefferson	Low	10	80	33.4416, -86.97
Bayview Lake	Jefferson	High	100	14200	33.5741, -86.9881

East Thomas Gardens	Jefferson	Low	25	30	33.5233, -86.86
Boyles Gap Lake	Jefferson	Low	30	80	33.5833, -86.79
East Lake Park	Jefferson	High	13	120	33.5681, -86.7271
Jefferson Memorial Gardens	Jefferson	Low	17	120	33.6016, -86.63
Queenstown Lake No. 1	Jefferson	Low	22	315	33.585, -86.62
Queenstown Lake No. 2	Jefferson	Low	15	200	33.5866, -86.6116
Lake George	Jefferson	Significant	32	528	33.57, -86.6066
Pine Ridge Club	Jefferson	Low	37	443	33.51, -86.6216
Newfound Creek Lane	Jefferson	Low	23	202	33.655, -86.8883
Flat Creek Lake	Jefferson	Low	33	163	33.7266, -86.7783
Rock Mountain Lake	Jefferson	Significant	49	254	33.6233, -86.7516
Indian Valley Camp Lake	Jefferson	Low	18	102	33.6616, -86.7416
Center Point Lake	Jefferson	High	21	68	33.6563, -86.6768
Turkey Creek Lake	Jefferson	High	30	162	33.6793, -86.6398
Camp Cosby Lake No. 2	Jefferson	High	22	80	33.6793, -86.6335
Camp Cosby	Jefferson	High	0	0	33.6833, -86.6266
Hilldale Farm Lake	Jefferson	Low	14	65	33.725, -86.625
Quickhaven Lake	Jefferson	Low	21	416	33.7433, -86.5716
Lake in the Woods	Jefferson	Significant	40	670	33.71, -86.5666
Echo Lake	Jefferson	Significant	36	884	33.725, -86.545
Cahaba River Lake	Jefferson	Low	30	232	33.69, -86.585
Hubbard's Lake	Jefferson	Low	20	177	33.6733, -86.5416
Little Cahaba Creek Lake	Jefferson	Low	23	224	33.6483, -86.5466

Wild Acres Lake	Jefferson	High	30	128	33.6266, -86.555
Hopewell Lake	Jefferson	Significant	267	170	33.765, -86.6766
Lake Sueann	Jefferson	Significant	20	50	33.7683, -86.6716
Birmingham Water Service Lake	Jefferson	High	58	407	33.466, -86.7584
Patton Creek Dam	Jefferson	Low	29	390	33.3666, -86.825
Zamora Lake Dam	Jefferson	High	31	2385	33.7623, -86.6058
Thornton Lake	Jefferson	Significant	18	140	33.675, -87.055
Acton Lake	Jefferson	Low	18	90	33.4166, -86.7433
Lake Griffin	Jefferson	Low	25	150	33.315, -87.0766
Blue Creek Lake	Jefferson	Low	23	207	33.3333, -87.07
Lake View	Jefferson	Significant	22	207	33.3966, -87.0233
Lake Martin	Jefferson	Low	20	244	33.4033, -87.0333
Concord Mines Lake	Jefferson	Low	45	498	33.45, -87.045
North Highlands Lake	Jefferson	Low	20	84	33.4233, -87.0133
Maxine Tailings Pond	Jefferson	High	0	0	33.5842, -87.1521
Serene Lake No. 1 Dam	Jefferson	High	0	0	33.2828, -87.0227
Kimbrell Lake	Jefferson	Low	13	50	33.2933, -87.0666
Black Diamond Lake	Jefferson	Low	40	1108	33.33, -87.0833
Baylor Lake	Jefferson	Low	13	50	33.2916, -87.035
McCalla Lake	Jefferson	Low	20	122	33.3383, -87.0216
Cumberland Dam	Jefferson	High	62	910	33.7725, -86.6729
Serene Lake No. 7 Dam	Jefferson	High	14	64	33.0283, -87.0316
Lake Jules	Jefferson	Low	23	88	33.51, -86.615

Ellis Lake	Jefferson	Low	30	118	33.3283, -87.0683
J.M. Roberts Pond	Jefferson	Low	29	86	33.6733, -86.5566
Chetopa Mine- Impoundment #2	Jefferson	Low	65	34	33.68, -86.95
Woodhaven Lake	Jefferson	Significant	50	450	33.765, -86.6133
Tannehill Valley Lake	Jefferson	Low	31	220	33.275, -87.05
Norman Fountain	Jefferson	High	24	343	33.2762, -87.0383
Miller Steam Plant Ash Pond	Jefferson	Low	158	9500	33.6066, -87.0633
Miller Steam Plant Water Storage Pond	Jefferson	Low	82	3900	33.6366, -87.07
Pine Tree Country Club	Jefferson	Low	30	180	33.5233, -86.6466
Flat Top Mine- #1 Impoundment	Jefferson	Low	75	35	33.6616, -87.03
Blue Creek Mine #3- Impoundment #2	Jefferson	Low	56	147	33.3816, -87.1116
Blue Creek Mine #3- Impoundment #1	Jefferson	Low	37	135	33.3783, -87.1033
Oak Grove Mine Lake	Jefferson	Low	29	132	33.4383, -87.1283
Windsong Lake	Jefferson	Low	42	992	33.6283, -86.5633
Riggins Pond	Jefferson	Significant	24	109	33.6333, -86.5816
Bessie Mines- #3 Impoundment	Jefferson	Low	100	95	33.6383, -87.035
Johnsons Lake	Jefferson	High	24	130	33.3275, -86.8928
Guytons Lake	Jefferson	Low	35	224	33.3366, -86.8833
B MT Lake	Jefferson	Low	45	166	33.365, -86.8766
Drummond Lake Dam	Jefferson	High	86	2206	33.512, -86.6776
Osbourne Lake Dam	Jefferson	High	49	323	33.5196, -86.6853
Hallmark Lake	Jefferson	Low	40	313	33.7766, -86.8283
Slurry Impoundment- Johns Washer	Jefferson	Low	80	44	33.3616, -87.1033
Sayre Impoundment No. 1	Jefferson	Low	92	750	33.7066, -86.9633

Cox & Stewart Lake	Jefferson	Low	30	377	33.5169, -86.6169
IMP No. 1	Jefferson	Significant	40	130	33.666, -87.0833
Impoundment No. 3	Jefferson	Significant	25	0	33.6792, -86.9511
Imp No. 1	Jefferson	Low	100	250	33.6333, -87.0333
Imp No. 2	Jefferson	Significant	50	215	33.6333, -87.0333
IMPOUNDMENT NO. 3	Jefferson	Significant	80	0	33.6397, -87.0334
Fresh Water Impoundment#1	Jefferson	Low	20	532	33.4528, -87.0458
Slurry Impoundment No. 3	Jefferson	Low	60	390	33.45, -87.0361
Fresh Water Impoundment#2	Jefferson	Low	27	140	33.3827, -87.1114
Slurry Pond No. 3	Jefferson	Low	50	540	33.3906, -87.1206
Slurry Impoundment #4	Jefferson	Low	100	1000	33.3955, -87.119
Lake Vista	Jefferson	High	32	75	33.6798, -86.5869
Barber Motorsports Lake	Jefferson	High	35	273	33.5395, -86.6144
Birmingham Water Service Lake 2	Jefferson	High	41	356	33.4628, -86.7581
High Pine Creek Watershed Dam Site 1	Randolph	Low	64	639	33.2833, -85.3417
High Pine Creek Watershed Dam Site 2	Randolph	Significant	40	2343	33.1758, -85.375
High Pine Creek Watershed Dam Site 3	Randolph	Low	30	967	33.1758, -85.3417
High Pine Creek Watershed Dam Site 4	Randolph	Low	42	776	33.2117, -85.3783
High Pine Creek Watershed Dam Site 5	Randolph	Low	35	501	33.215, -85.3889
High Pine Creek Watershed Dam Site 6	Randolph	Significant	57	1676	33.1875, -85.4972
Roanoke City Reservoir	Randolph	Low	14	140	33.1633, -85.4033
Nelson	Randolph	Low	25	500	33.4016, -85.4966

Strain	Randolph	Low	22	90	33.3533, -85.4966
Carpenter	Randolph	Low	26	65	33.3133, -85.4516
Brady Lake	Randolph	Low	28	120	33.4566, -85.535
New Hope	Randolph	Low	25	90	33.3183, -85.4233
Higgins	Randolph	Low	20	70	33.285, -85.31
Rice	Randolph	Low	24	60	33.1566, -85.3566
Lake Louise	Randolph	Low	29	450	33.1166, -85.38
Concord	Randolph	Low	34	220	33.12, -85.505
Clegg & Pearson	Randolph	Low	20	50	33.115, -85.5016
McMurray	Randolph	Low	22	106	33.1394, -85.4027
Boyd	Randolph	Low	29	180	33.425, -85.5466
Frost	Randolph	Low	25	45	33.13, -85.5966
College Lake	Randolph	Significant	21	172	33.1336, -85.5711
Wedowee Club Lake	Randolph	Low	30	110	33.305, -85.44
Burns No. 2	Randolph	Low	10	56	33.305, -85.44
High Pine Creek Watershed Site 10	Randolph	Low	37	761	33.12, -85.4236
Moore	Randolph	Low	32	150	33.35, -85.31
Gray	Randolph	Low	24	120	33.4783, -85.53
McCain	Randolph	Low	28	150	33.3316, -85.4783
Transco	Randolph	Low	38	100	33.1382, -85.505
Knight	Randolph	Low	35	100	33.1566, -85.5616
Schuessler	Randolph	Low	25	100	33.2216, -85.3183

McManus	Randolph	Low	27	60	33.2633, -85.425
R.L. Harris	Randolph	High	163	426000	33.2585, -85.6108
Chandler Mountain	St. Clair	Low	25	2460	33.9416, -86.2383
Luke	St. Clair	Significant	24	85	33.5783, -86.4216
Watkins	St. Clair	Low	16	70	33.66, -86.36
Minith	St. Clair	Low	22	57	33.685, -86.51
Joyce Lake	St. Clair	Low	9	212	33.6166, -86.4833
Catfish Lake	St. Clair	Significant	15	60	33.625, -86.4666
Halls	St. Clair	Low	9	50	33.5866, -86.4783
Purvis	St. Clair	Significant	20	50	33.5466, -86.46
Hames	St. Clair	Low	28	80	33.505, -86.455
Schneider	St. Clair	Significant	17	50	33.545, -86.4566
Hoover	St. Clair	Low	15	50	33.61, -86.435
Clayton Dam	St. Clair	Low	15	60	33.6383, -86.4033
Lazy Ranch Dam	St. Clair	Significant	15	57	33.64, -86.4533
Martin	St. Clair	Low	20	125	33.695, -86.4883
Tadpole	St. Clair	Low	23	100	33.7033, -86.5033
Watkins	St. Clair	Low	30	80	33.6533, -86.515
James	St. Clair	Significant	30	180	33.6116, -86.5433
Riddle	St. Clair	Low	15	50	33.7066, -86.4466
Trucks	St. Clair	Low	17	269	33.7183, -86.4616
L and M	St. Clair	Significant	20	200	33.7216, -86.45

Springville Sportsmans	St. Clair	Significant	30	360	33.72, -86.415
Ezell Jenkins	St. Clair	Low	21	85	33.97, -86.215
W. L. Golden	St. Clair	Low	30	90	33.55833, -86.3366
Chulavista	St. Clair	Low	38	100	33.5866, -86.3566
Borders	St. Clair	Low	23	140	33.7516, -86.1966
Sumatanga	St. Clair	Significant	30	585	33.96, -86.26
Huff	St. Clair	Low	15	50	33.9716, -86.2866
Baptist Lake	St. Clair	Low	28	180	33.6033, -86.395
Rumac	St. Clair	Low	10	140	33.8833, -86.245
Wancoole	St. Clair	Low	19	80	33.62, -86.2483
Pinedale	St. Clair	Low	20	1300	33.835, -86.3066
Baswell	St. Clair	Low	13	55	33.8383, -86.2083
Cobb	St. Clair	Significant	15	52	33.8016, -86.315
Howell	St. Clair	Significant	30	138	33.7516, -86.43
Hickman	St. Clair	Significant	15	80	33.7666, -86.46
Larry Jenkins	St. Clair	Low	18	98	33.9216, -86.285
Springville Estate	St. Clair	Significant	25	195`	33.795, -86.5083
Golden	St. Clair	Low	15	50	33.8, -86.5333
National	St. Clair	Significant	12	53	33.725, -86.1566
Tekawitha	St. Clair	Low	14	50	33.7716, -86.555
Farr	St. Clair	Low	15	94	33.8116, -86.2666
Elam	St. Clair	Significant	24	60	33.7683, -86.4816

Stolle	St. Clair	Low	16	193	33.8116, -86.2633
Pope	St. Clair	Significant	20	56	33.9333, -86.2183
Burch	St. Clair	Low	18	58	33.7533, -86.4416
Harbert	St. Clair	Low	25	75	33.7916, -86.4366
QSL Fish Hatchery	St. Clair	Low	14	84	33.65, -86.3983
Carl Wittichen	St. Clair	Significant	17	312	33.833, -86.333
Logan Martin	St. Clair/Talladega	High	142	650000	33.4267, -86.3383
H. Neely Henry	St. Clair/Calhoun	High	104	121860	33.7833, -86.0533
Lake Robin	Talladega	High	38	716	33.4395, -85.9509
Cheaha Creek W/S Dam Site 4	Talladega	Significant	69	2352	33.45, -86.45
Cheaha Creek W/S Dam Site 5	Talladega	High	76	5440	33.4666, -86.033
Lake Socapatoy	Talladega	Low	25	190	33.3833, -86.0333
AW Jones	Talladega	Low	25	112	33.3166, -86.2666
Blue Eye Creek W/S Dam Site 1	Talladega	High	51	1830	33.6417, -86.0617
Blue Eye Creek W/S Dam Site 2	Talladega	High	40	1447	33.6333, -86.0617
Cheaha Creek W/S Dam Site 2	Talladega	High	26	989	33.4333, -86.0166
Cheaha Creek W/S Dam Site 3	Talladega	Significant	46	670	33.4016, -86.025
Cheaha Creek W/S Dam Site 6	Talladega	High	79	12580	33.4861, -85.9416
Choccolocco Creek W/S Dam Site 14	Talladega	Low	35	302	33.54, -85.8767
Choccolocco Creek W/S Dam Site 15	Talladega	Low	58	594	33.5383, -85.8833
Choccolocco Creek W/S Dam Site 17	Talladega	Low	40	562	33.53, -85.95
Tallaseehatchee Creek W/S Dam Site 7	Talladega	Significant	58	929	33.3233, -86.1367
Howard	Talladega	High	75	7983	33.2057, -86.1942
Talladega Lake	Talladega	Low	25	440	33.38, -86.0716
Elliot Lake	Talladega	Low	8	50	33.45, -86.0383

Mary Lake	Talladega	Low	29	104	33.4033, -86.0083
Caudle	Talladega	Significant	22	660	33.1683, -86.3983
Horne	Talladega	Low	29	58	33.32, -85.9866
Killough	Talladega	Low	13	197	33.3383, -86.25
Riser	Talladega	Low	20	50	33.2816, -86.25
Brooks	Talladega	Significant	0	0	33.6583, -86.0966
Mac Lake Upper Lake	Talladega	Significant	22	580	33.4816, -85.9183
Mac Lake Lower Lake	Talladega	Significant	22	580	33.4833, -85.9216
Mump Creek Reservoir	Talladega	High	57	911	33.3802, -86.0172
Watkins	Talladega	Low	12	50	33.595, -86.115
Edwards	Talladega	Low	15	50	33.2533, -86.2833
Limbaugh	Talladega	Low	14	127	33.26, -86.3116
Jones	Talladega	Low	15	51	33.325, -86.2733
Harkins	Talladega	Significant	10	50	33.3133, -86.2616
Donahoo	Talladega	Low	28	608	33.3666, -86.2833
Brown	Talladega	Significant	27	108	33.115, -86.2066
Lane	Talladega	Low	23	333	33.1066, -86.2666
Tallaseehatchie Site 2- Little Willis Lake	Talladega	Low	52	1509	33.1867, -86.1732
Tallaseehatchie Site 3- Big Willis Lake	Talladega	Low	61	2535	33.1899, -86.1916
Tallaseehatchee Creek W/S Dam Site 6	Talladega	Significant	49	1283	33.3483, -86.1167
Tallaseehatchee Creek W/S Dam Site 1	Talladega	High	114	17666	33.1992, -86.1582
Goodner Dam	Talladega	Low	20	360	33.18, -86.4233
Joiner Dam	Talladega	Low	54	130	33.1683, -86.375
Tallaseehatchee W/S Dam Site 4	Talladega	High	86	10162	33.2501, -86.1695
Elbert Butler S Catfish Pond	Talladega	Low	18.5	201	33.1983, -86.43
Tallaseehatchee Creek W/S Dam Site 9	Talladega	Significant	57	1152	33.1667, -86.2333

Source: *The National Inventory of Dams (NID)* (3/16/22)

Extent

The potential extent of dam failure may be classified by their “hazard potential”. The “hazard potential” for dams indicates the probable damage that would occur if the dam failed, in regard to human life and property damage. The Federal Guidelines for Dam Safety presents three classifications for Dam Hazard Potential (Table 4.4). Once OWR finishes its study and provides a state classification of dams, a more detailed discussion of potential extent will be presented in a future update of the Plan.

Table 4.4: Dam Hazard Classifications

Hazard Potential Classification	Loss of Human Life	Economic, Environmental, Lifeline Losses
Low	None expected	Low; generally limited to owner
Significant	None expected	Yes
High	Probable; one or more expected	Yes

Source: *Federal Guidelines for Dam Safety* (Published April 2004)

In most areas of the region, the extent of damage caused by dam failure would include a flooding depth of up to several feet that would damage agricultural areas, isolated structures, and some public infrastructure, including adjacent streets. R.L. Harris is the only high hazard dam in Randolph County. Logan Martin is a high hazard dam in St. Clair County. H. Neely Henry is a high hazard dam with impacts in both Calhoun and St. Clair Counties. The majority of the high hazard dams (21) are concentrated in Jefferson County. Talladega County contains the next highest number of high hazard dams at 10. However, it should be noted that Cleburne County, with half the area of Jefferson County, also has a high concentration of high hazard dams, at 8. Clay County contains one high hazard dam, Crooked Creek W/S Dam Site 16. Of the high hazard dams, the Logan Martin Dam located on the Coosa River in St. Clair County is classified as poor or unsatisfactory condition (Alabama State Hazard Mitigation Plan, 2018). There are sixty-nine (69) significant hazard dams in the planning area. All other dams are considered low hazard.

Historical Occurrences

Dam failures are extremely rare events. Historical records of dam failures are not available for Calhoun, Clay, Cleburne, Jefferson, Randolph, or Talladega Counties; there have been no significant dam or levee failures in Calhoun, Clay, Cleburne, Jefferson, Randolph, or Talladega Counties. However, Wadley has been susceptible to high water releases from R.L. Harris Dam. Incidents are detailed below.

On May 10, 2003, The Tallapoosa River at Wadley was above the flood stage of 13 feet. A crest of approximately 38 feet occurred in the afternoon of May 8. The crest height and time were estimated because the river gauge on SR 22 bridge over the river was under water. The city of Wadley was cut off on the 8th and 9th due to flooding of SR 22 both west and east of the town. The historic flooding came after an estimated 10 inches of rain fell across a large portion of the Tallapoosa River basin. The R. L. Harris Dam opened five of six gates to release water from behind the dam. A number of buildings were flooded in and around Wadley including a small market on the west side of Wadley on SR 22 which had 3 feet of water inside. Farm equipment was caught in areas near the river and also flooded.

In St. Clair County, on November 24, 2004, several roads were reported covered with water and were temporarily impassable. Several area streams and creeks rose above the banks. Doppler radar estimated widespread rain amounts of 4 to 5 inches with a few spots approaching 12 inches. A potential dam break situation developed in the afternoon. The dam eventually failed near the Friendship Community resulting in significant damage. Runoff from these storms lasted for several hours after the heaviest rains ended. A 73-year-old man died when his car was swept away in the high water near Pinedale Road. Property damages in the amount of \$400,000 and one death resulted.

Probability of Future Events

The probability of future events cannot be identified due to low information availability. The previous occurrence of dam failure known regionally transpired due to historically extensive rainfall over a large area. There is one documented occurrence of dam failure within the planning area. Because of dated and incomplete information pertaining to dam classification in Alabama, it is difficult to ascertain which dams are more susceptible to failure than others. Therefore, dam failure is an unlikely occurrence within the region and will be considered to have a Low likelihood of probability.

DROUGHT / EXTREME HEAT

Background

Drought occurs when there is below-average precipitation over an extended period of time, gradually affecting hydrological, agricultural, and social concerns. Occurrences of drought are typically classified as follows (Table 4.5).

Table 4.5: Drought Classifications

Meteorological Drought	Departure of actual precipitation from an expected average or normal amount based on monthly, seasonal, or annual time scales.
Hydrologic Drought	Effects of precipitation shortfalls on stream flows and reservoir, lake, and groundwater levels.
Agricultural Drought	Soil moisture deficiencies relative to water demands of plant life, usually crops.
Socioeconomic Drought	Effects of demands for water exceeding the supply as a result of a weather-related supply shortfall.

Source: FEMA's Multi-Hazard Identification and Risk Assessment (MHIRA) (Published January 1997)

Extreme heat is abnormally high temperatures that disproportionately affect the elderly, very young, and those with health concerns if exposed to the conditions, especially those without effective climate control systems. Temperatures of 90 degrees or more are regularly observed in the summer months, with 100-degree temperatures being possible. In Calhoun, Clay, Cleburne, Jefferson, Randolph, St. Clair, and Talladega Counties, extreme heat tends to occur in conjunction with drought conditions.

Since the area has significant agricultural uses that are adversely affected by drought conditions, drought is a potentially serious economic threat to the area. Drought can also be a contributing factor to wildfires in the forested areas of the region. Similarly, since high temperatures and humidity are possible and occur frequently during the summer months, heat wave conditions are possible in the area. Most of the region's public water supply is drawn from groundwater sources, so extended periods of exceptional drought could potentially limit water supply.

Locations Affected

The entire planning area is susceptible to drought and extreme heat.

Extent

For extent of drought, the United States Drought Monitor classifies drought in five levels of severity, based on multiple indicators including soil moisture, streamflow levels, precipitation levels, and local observations (Table 4.6). These classifications are:

Table 4.6: United States Drought Monitor Classification

Category	Description	Possible Impacts
D0	Abnormally Dry	Going into drought: short-term dryness slowing planting, growth of crops or pastures. Coming out of drought: some lingering water deficits; pastures or crops not fully recovered.
D1	Moderate Drought	Some damage to crops, pastures, streams, reservoirs, or wells low, some water shortages developing or imminent; voluntary water-use restrictions requested.
D2	Severe Drought	Crop or pasture losses likely; water shortages common; water restrictions imposed.
D3	Extreme Drought	Major crop / pasture losses; widespread water shortages or restrictions.
D4	Exceptional Drought	Exceptional and widespread crop / pasture losses; shortages of water in reservoirs, streams, and wells creating water emergencies.

Source: United States Drought Monitor (2020)

The planning area has had multiple instances of D4 levels of exceptional drought, which has caused varying levels of agricultural losses and localized water shortages. The extent of extreme heat for the region is defined as repeated instances of high temperatures over 100 degrees Fahrenheit and associated heat index values of well over 100 degrees Fahrenheit, which may cause human distress. The NCDC Storm Events Database recorded temperatures from 105 to 109 degrees in the planning area in August 2008. Severe droughts and heat waves may also increase incidence of wildfires.

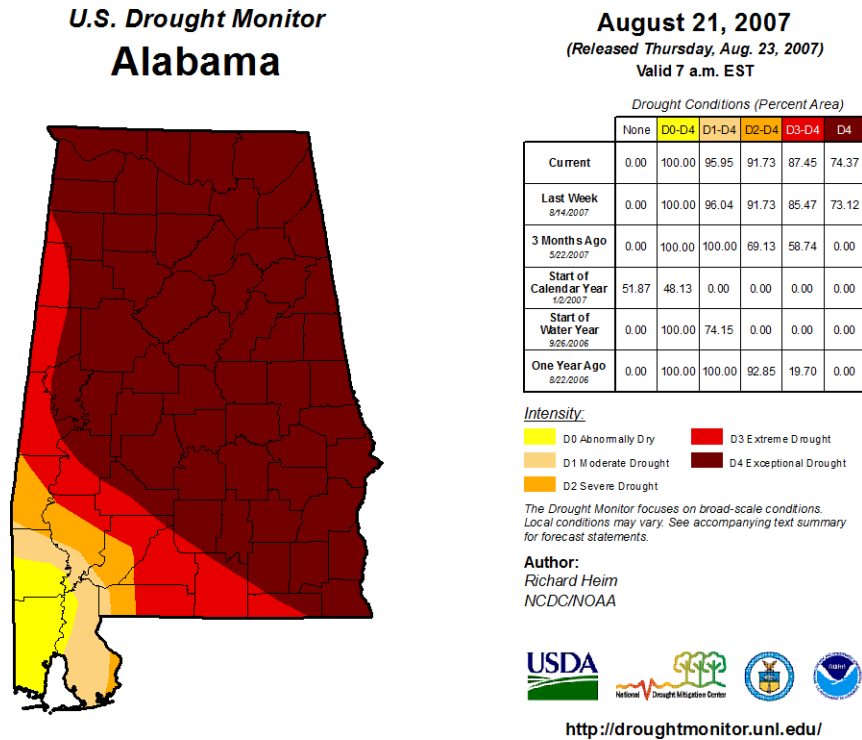
Historical Occurrences

There have been multiple incidences of drought and extreme heat occurrences in Calhoun, Clay, Cleburne, Jefferson, Randolph, St. Clair, and Talladega Counties. According to the NCDC Storm Events Database, the planning area has experienced 313 drought events since 2000. Quantification of drought occurrences are not easily classified, due to those conditions providing differing effects based on reliance on agricultural, hydrological, or socioeconomic concerns. Therefore, specific instances of occurrence are taken from the U.S. Drought Monitor and examined from the past decade.

According to the U.S. Drought Monitor, in 2006, most of the region experienced drought conditions from mid-summer through late autumn that hovered from abnormally dry (D1) to severe drought (D2) from July to October. From March 2007 through 2008, drought conditions returned to the planning area, with extreme (D3) conditions in May 2007, and exceptional (D4) conditions affecting Calhoun, Clay, Cleburne, Jefferson, St. Clair, and Talladega beginning in June and Randolph beginning in July. This continued through February 2008, before slowly subsiding. On August 8, 2008, mercury climbed above 105 degrees to as high as 109 degrees. This enduring drought greatly affected agricultural production and hydrological levels were way below normal, with flow levels generally 25 percent or less of normal. Livestock suffered as water sources diminished. Reservoir levels showed limited improvement due to rainfall that occurred during the month. The threat of water shortages for municipal water systems

persisted, and most water restriction plans already in place continued. The drought event was so severe that the Federal Government declared all Alabama counties Natural Disaster areas. Figure 4.1 below of the U.S. Drought Monitor Map from August 21, 2007 displays the widespread nature of that particular drought.

Figure 4.1: U.S. Drought Monitor Map, Alabama (Example from August 21, 2007)



Source: *The National Drought Mitigation Center (Accessed 2020)*

Most recently, the planning area experienced severe (D2) to exceptional (D4) drought conditions from June 2016 to April 2017, having hydrologic, agricultural, and sociological impacts. Many locations across central Alabama received little or no rainfall during much of the months of November and December 2016. Drought conditions continued to worsen with Extreme (D3) to Exceptional Drought (D4) conditions covering all 39 counties in central Alabama by the end of November. Significant rainfall over portions of central Alabama eased the drought conditions for Randolph County in February 2017, and for the other three counties in Mid-April 2017.

Probability of Future Events

The probability of drought and extreme heat occurring within the region is relatively high. However, most jurisdictions in the region can manage mild cases of drought and occasional heat waves, rendering minor impacts a majority of the time. Therefore, the likelihood of probability for impactful drought and extreme heat events for the planning area is Medium.

EARTHQUAKE

Background

An earthquake is a sudden movement of the earth, caused by a release of energy from the crust. Most earthquakes occur along faults, which are cracks in the earth's crust. Little or no warning precedes earthquakes, and they can cause property damage on the surface and subsurface by destroying buildings, utility lines, communications, and other infrastructure.

According to the Alabama State Hazard Mitigation Plan, four seismic zones affect the state. These are the New Madrid Seismic Zone (NMSZ), the Southern Appalachian Seismic Zone (SASZ) (also known as the Eastern Tennessee Seismic Zone), the South Carolina Seismic Zone (SCSZ), and the Bahamas Seismic Zone (BSZ), which all mostly affect areas of Alabama away from East Alabama. Most Alabama earthquakes have been linked to the Southern Appalachian Seismic Zone (Geological Survey of Alabama). The planning area is not especially at risk from an earthquake, though minor effects from the four seismic zones are not out of the question; that is, impacts can vary depending on the magnitude and epicenter location.

Locations Affected

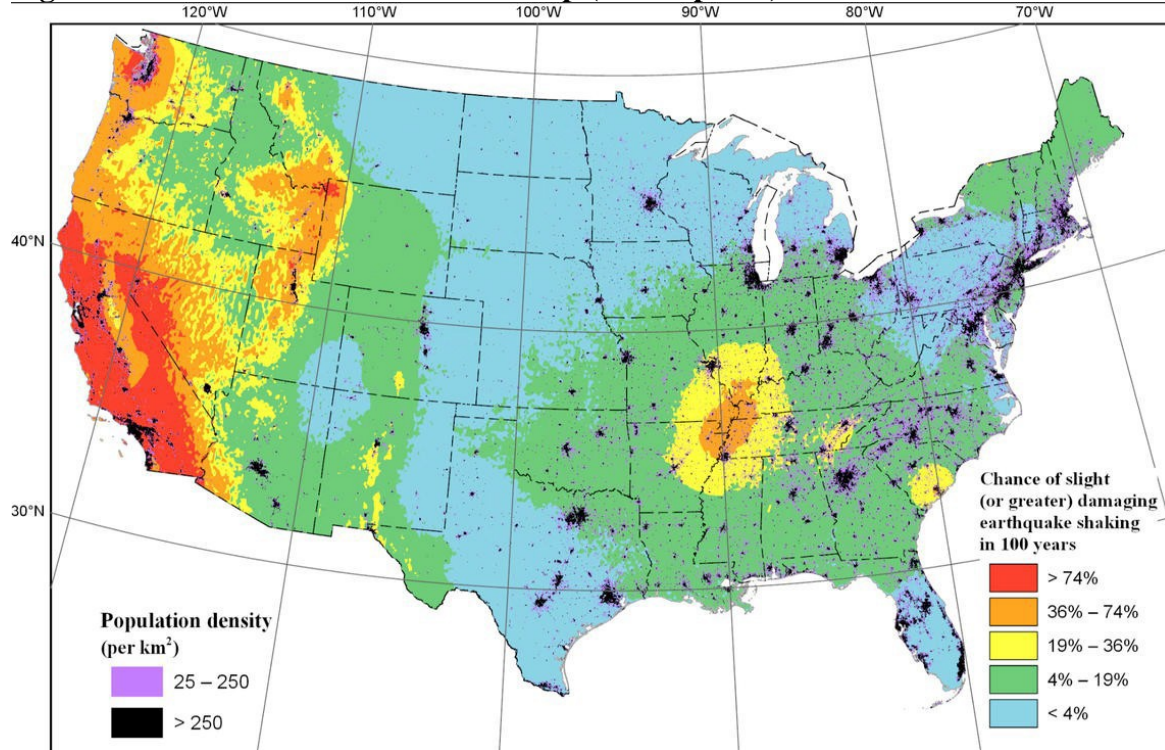
According to the United States Geological Survey (USGS), the maximum peak acceleration for the planning area is a very low seismic risk. There is also a possibility of minor effects occurring in the region if a major earthquake occurs elsewhere in the southeastern United States. Much of the planning risk has a "very low" susceptibility for earthquake events; however, where St. Clair County borders Calhoun and Talladega Counties, there are several areas classified as "very high" susceptibility (Figure 4.3).

Extent

Earthquakes are commonly measured in two ways. The Richter Magnitude Scale measures the earthquake's magnitude, or size, and the Modified Mercalli Intensity Scale measures the earthquake's intensity, or the damage caused. The Richter Scale has magnitude measurements from 1 to 9, with a measure of 1 being recorded but not felt, and a measure of 9 being a great earthquake that causes damage over a large area. The Modified Mercalli Intensity Scale has measurements from I to XII, with I being hardly felt, if at all, and XII being total destruction of the surface.

The United States Geological Survey (USGS) publishes seismic hazard maps that estimate earthquake probability within 100 years. The map data represents the chance of experiencing potentially damaging ground shaking for fixed ground shaking levels that corresponds with Modified Mercalli Intensity (MMI) equal to VI, in 100 years. The values are obtained by averaging the probability of experiencing MMI VI based on a peak ground acceleration, and the probability of experiencing MMI VI based on 1.0-second spectral acceleration (United States Geological Survey). The below Figure 4.2 shows chance-of-damage for 100 years with population density superimposed; Alabama is at the lower end of the scale, with the majority of the state having a 4%-19% chance of slight (or greater) damaging earthquake shaking in 100 years.

Figure 4.2: National Seismic Hazard Map (2018 Update)



Source: United States Geological Survey (2020)

Historical Occurrences

There have been no recorded earthquake events with an epicenter in Cleburne or Randolph Counties (Figure 4.3). The nearest recorded earthquake with any effect on Randolph County occurred on April 29, 2003, 85.5 miles away from the county's center. The epicenter recorded a magnitude of 4.9. The County received only minor effects with no recorded damages.

Since 1916, there have been no earthquakes documented in St. Clair County; however, a couple of recent earthquakes were recorded in Helena, AL (Shelby County) just south of St. Clair County. These occurred in April and May of 2004 and were felt by much of the St. Clair County area. On October 18, 1916, a strong earthquake occurred on an unnamed fault east of Birmingham in Shelby County. This was the strongest earthquake ever to occur in Alabama. It was noted by residents in St. Clair County and affected 100,000 square miles. The epicenter is in an area that was rural at the time of the earthquake. The epicenter of an earthquake has not been located within the limits of St. Clair County in the 20th Century. Today this area is highly populated, and many structures are situated on steep hillsides susceptible to landslides. Another earthquake of the same magnitude in this area would cause considerable damage today.

The 1916 Irondale Earthquake is the only earthquake on record that exceeded a 5.0 magnitude in Jefferson County. The strongest earthquake in state history, it registered an estimated Richter scale magnitude of 5.1 and resulted in extensive, but minor damage. This damage

reached its maximum severity near the epicenter in the city of Irondale, including cracked windows, fallen chimneys, and dried-up wells.

As reported by the Geological Survey of Alabama, Clay County experienced a minor earthquake on February 17, 1991, in the Bluff Springs area. This earthquake had a magnitude of 2.9. This is the only recorded information on earthquakes in Clay County.

According to the Geological Survey of Alabama’s records, there have been several minor earthquake events in Calhoun and Talladega Counties. In Calhoun County, there have been 8 occurrences ranging from 1.1 to 2.3 in magnitude, and in Talladega County there have been 6 occurrences ranging from 1.7 to 2.6 in magnitude.

The extent/range of magnitude or strength that could be experienced by Calhoun, Clay, Cleburne, Jefferson, Randolph, St. Clair, and Talladega Counties due to an earthquake event is up to VI on the MMI scale according to Figure 4.2; however, the probability of occurrence is 4-19%.

Although GSA records show several earthquake occurrences in the planning area, the probability of harmful earthquakes is low. Calhoun, Clay, Cleburne, Jefferson, Randolph, St. Clair, and Talladega Counties have not experienced any major earthquake events in the last decade, however, minor earthquakes are documented below (Table 4.7).

Table 4.7: Historic Earthquake Occurrences

Date	County	Jurisdiction	Magnitude
5/4/1931	Jefferson	Birmingham	3.2
5/4/1939	Calhoun	Anniston	2.2
10/17/1986	Talladega	Talladega	1.7
1/17/1989	Jefferson	Bessemer	1.6
2/28/1989	Jefferson	Unincorporated	3.5
8/13/1989	Jefferson	Unincorporated	3.4
5/19/1990	Jefferson	Birmingham	2.0
2/17/1991	Clay	Unincorporated	2.9
3/28/1991	Jefferson	Birmingham	2.9
11/4/1992	Talladega	Unincorporated	2.2
12/12/1997	Jefferson	Unincorporated	4.0
10/16/1998	Talladega	Talladega	2.2
11/28/1999	Jefferson	Unincorporated	3.8
4/15/2001	Talladega	Sylacauga	2.6
7/28/2001	Calhoun	Anniston	2.0
8/29/2001	Calhoun	Anniston	1.9
7/11/2006	Jefferson	Unincorporated	2.8
3/10/2007	Calhoun	Weaver	1.1
3/23/2007	Jefferson	Unincorporated	2.6
1/04/2008	Talladega	Sylacauga	2.5
11/15/2008	Calhoun	Unincorporated	2.3
9/13/2011	Jefferson	Trussville	3.0

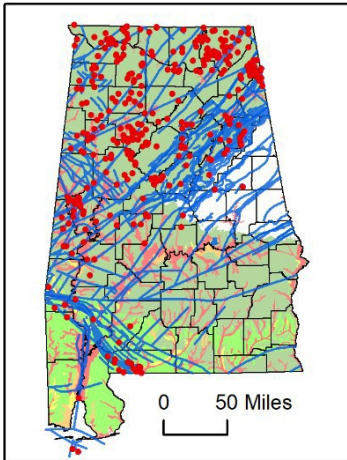
9/14/2011	Jefferson	Trussville	2.6
9/14/2011	Jefferson	Trussville	2.5
12/31/2011	Jefferson	Trussville	2.0
10/15/2012	Calhoun	Unincorporated	2.3
12/14/2012	Jefferson	Irondale	1.6
5/8/2013	Calhoun	Glencoe	2.1
1/25/2014	Calhoun	Jacksonville	1.8
7/20/2014	Talladega	Talladega	2.1

Source: Geological Survey of Alabama (2022)

Probability of Future Events

Most earthquakes in the planning area have been low magnitude events with, at most, minor damage, and there have been no major recorded earthquakes centered within the planning area in the 20th century. However, there are concerns that a high magnitude event is an eventuality, and earthquakes are becoming a concern for the counties. Therefore, the probability of an impactful earthquake on the region is Low to Moderate.

Figure 4.3: Historical Earthquake Epicenters and Susceptibility in AEMA Division G
Earthquakes and Seismic Liquefaction Susceptibility

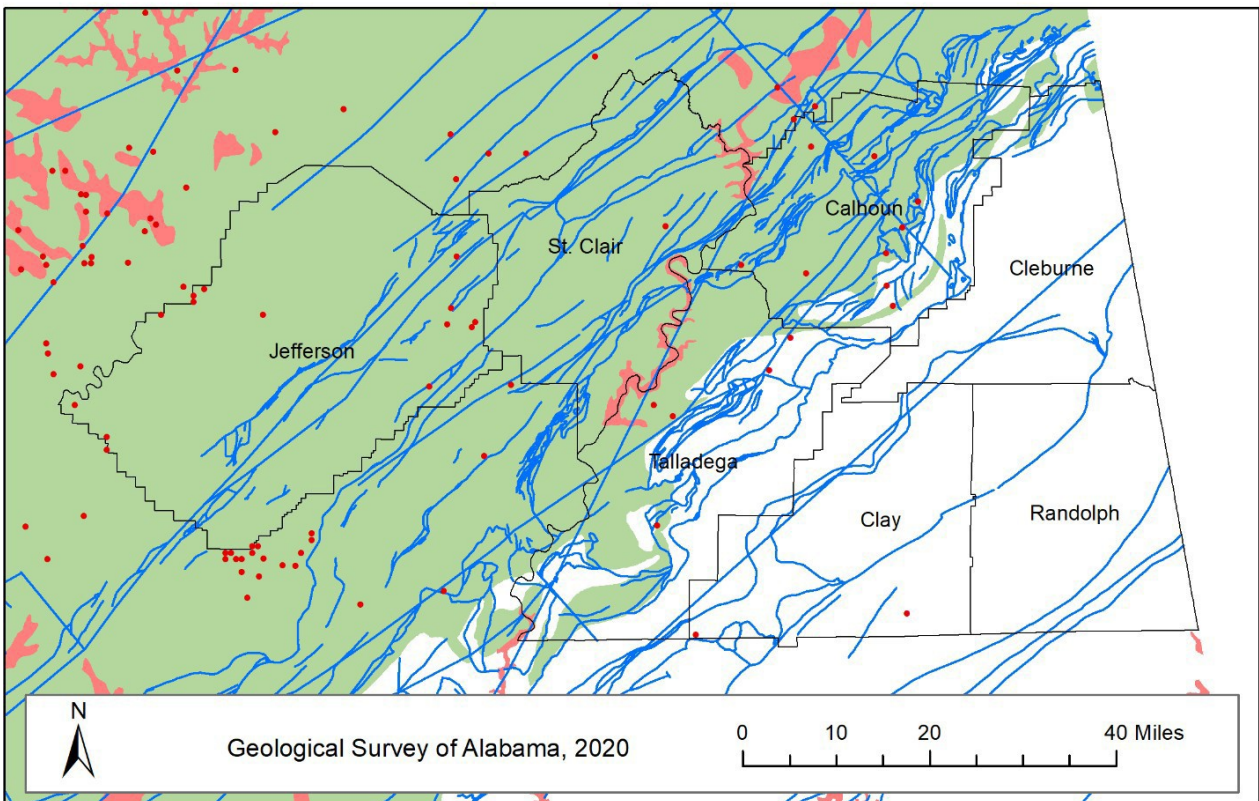


An earthquake occurs when stress along a fault becomes too great, and the rock on either side of the fault moves with a sudden release of energy. This energy released during an earthquake can be great enough to cause minor or violent shaking and destruction.

This map illustrates locations of past earthquakes in Alabama recorded from 1886 to 2020, faults (including surface and buried), and seismic liquefaction susceptibility. Liquefaction is a phenomenon that occurs when strong shaking from an earthquake causes sandy watery soils to lose cohesion. Liquefaction can include sand blows (when sand erupts to the surface) and lateral spreading (when soft ground and berms can spread out). Liquefaction ranking is based on soil type classification, depth to bedrock, and depth to groundwater.

Legend

- Earthquakes
•
- Faults
—
- Susceptibility Rank
 - Very High
 - High
 - Moderate
 - Low
 - Very Low



Source: Geological Survey of Alabama, 2020

FLOODING

Background

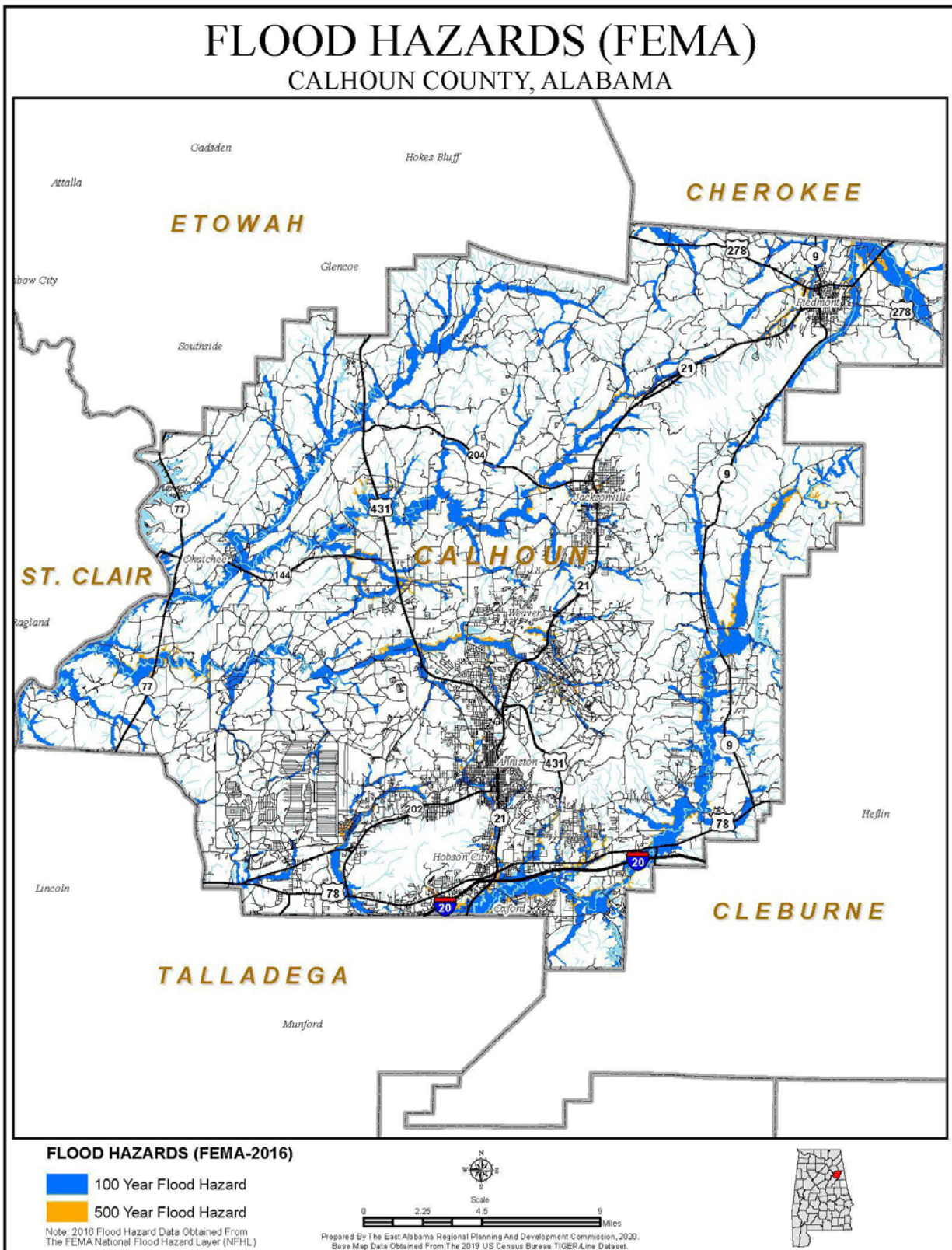
Flooding is considered the most frequent and costly natural hazard in the United States and within Calhoun, Clay, Cleburne, Jefferson, Randolph, St. Clair, and Talladega Counties. Flooding normally occurs due to excessive precipitation and is dependent on many factors, including drainage basin characteristics, antecedent soil moisture conditions, weather patterns, and land cover. There are two primary types of flooding that affect the planning area: riverine flooding and flash flooding.

Riverine flooding occurs when substantial levels of precipitation ensue over a long period of time, causing rivers and streams to flow outside of their natural channels and negatively affecting surrounding areas. Many riverine flooding events in the planning area have been associated with severe storms and other weather events. Flash flooding is normally instigated by intense amounts of precipitation over a short period in a localized area. In Calhoun, Clay, Cleburne, Jefferson, Randolph, St. Clair, and Talladega Counties, flash flooding often occurs due to inadequate or clogged drainage systems or excessive rainfall. Unpaved dirt roads, common in the rural regions of the planning area, are vulnerable as well. Historically, more flooding events occur between November and April with a peak from February through April. However, flooding can and does occur at any time of year.

Locations Affected

Nearly every jurisdiction in the region has mapped Special Flood Hazard Areas that show areas of susceptibility to riverine flooding events, and nearly every area can be affected by flash flooding if enough rainfall occurs. Figures 4.4 through 4.82 show the location of currently mapped flood hazard areas for Calhoun, Clay, Cleburne, Jefferson, Randolph, St. Clair, and Talladega Counties, based on the most recent FEMA National Flood Hazard Layer available. These maps include areas designated as 100-year flood hazards (one-percent annual chance flood) and 500-year flood hazards (0.2 percent chance of flooding in any given year). It is important to consider that the FEMA data is not perfectly complete and accurate, and some flooding may occur outside of these mapped areas.

Figure 4.4: Calhoun County Flood Hazard Areas



Source: Federal Emergency Management Agency; EARPDC (2020)

Figure 4.5: Anniston Flood Hazard Areas

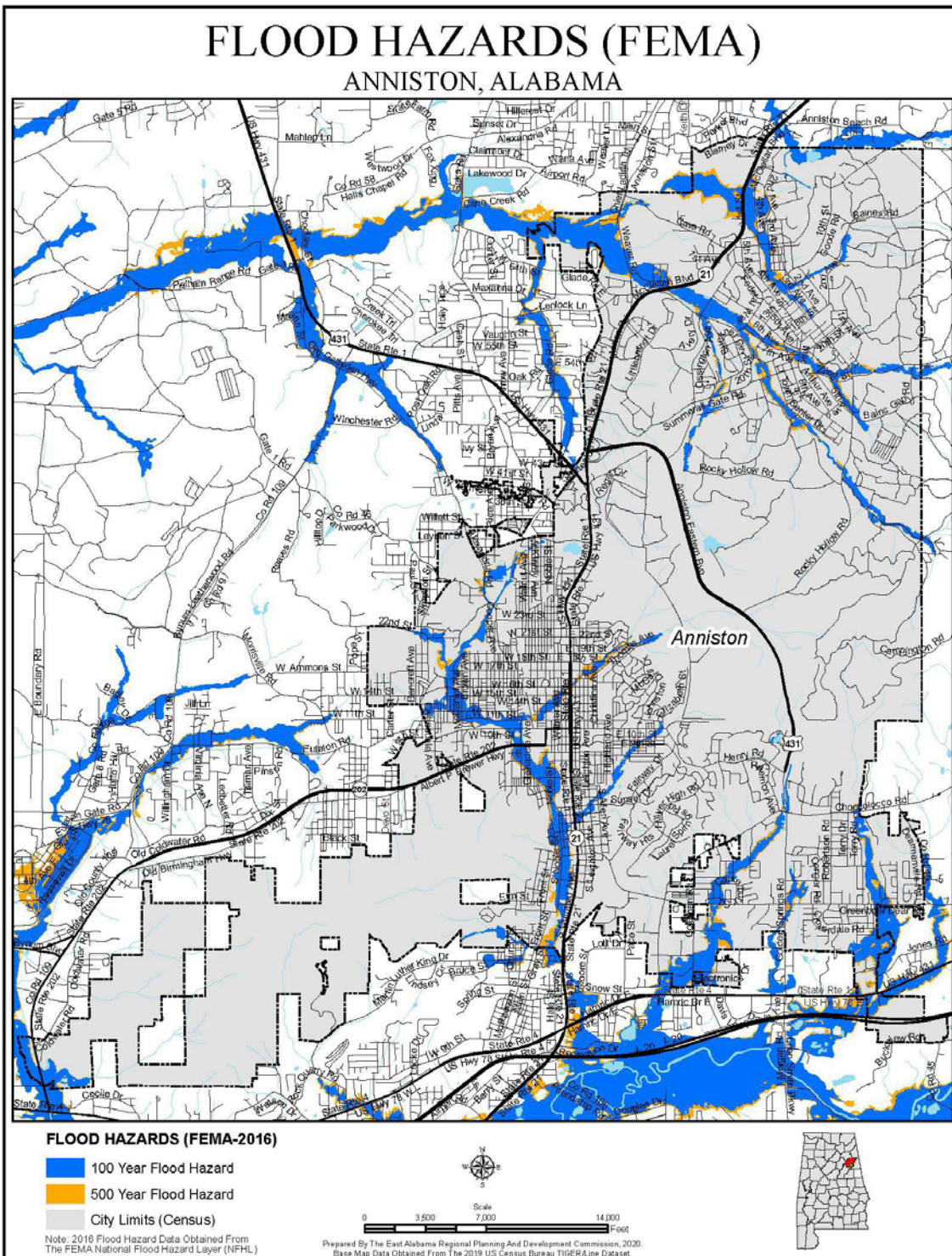


Figure 4.6: Hobson City Flood Hazard Areas

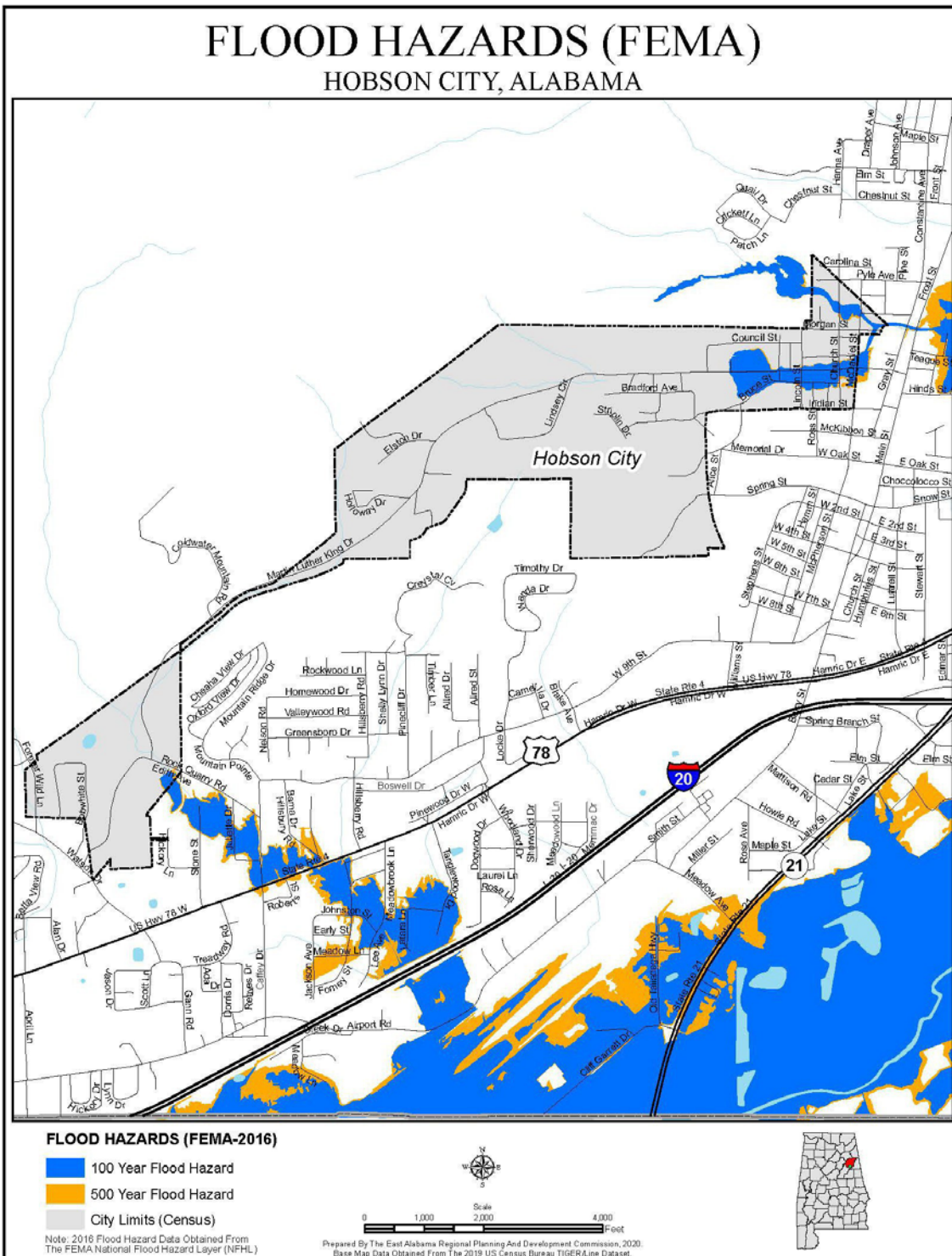


Figure 4.7: Jacksonville Flood Hazard Areas

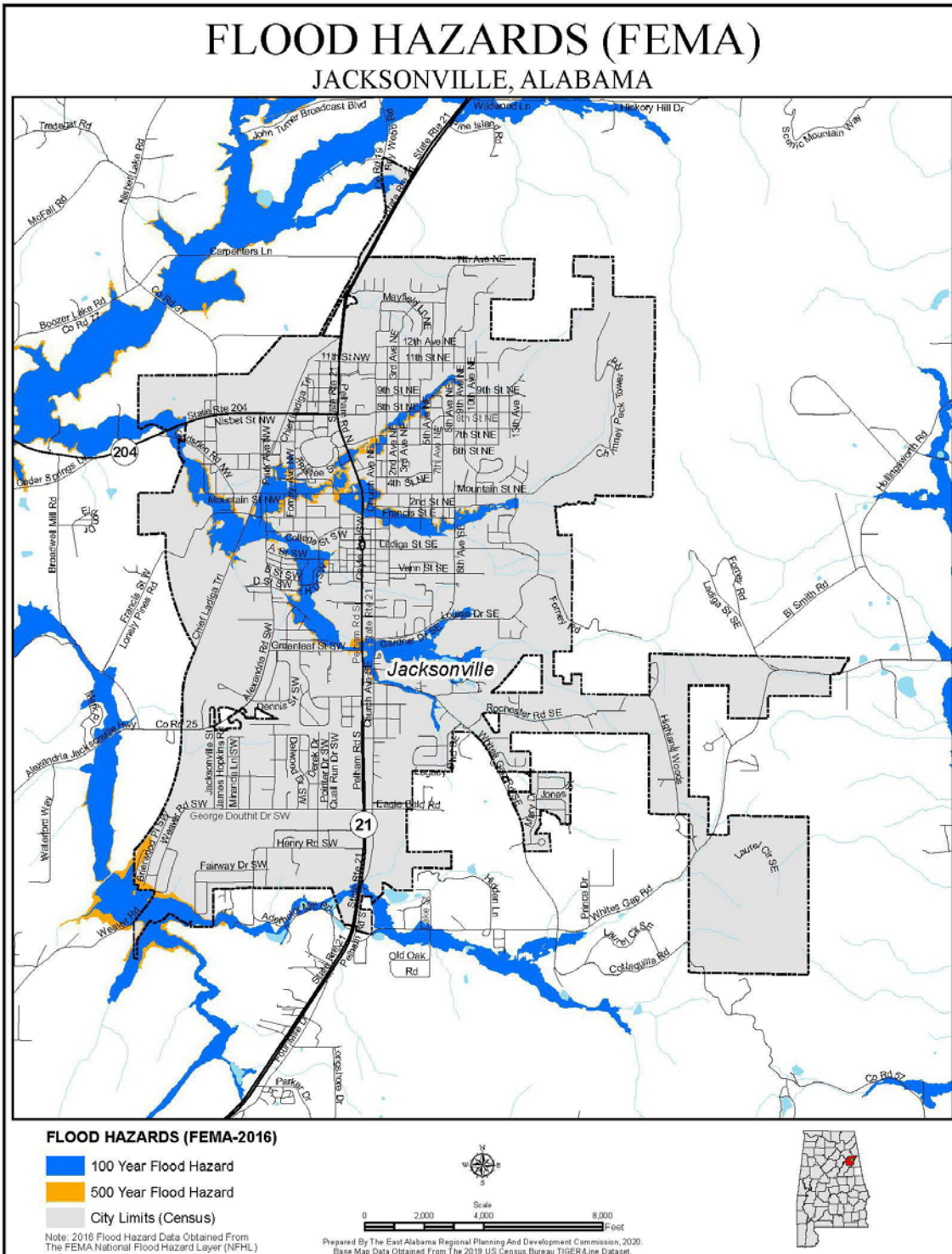


Figure 4.8: Ohatchee Flood Hazard Areas

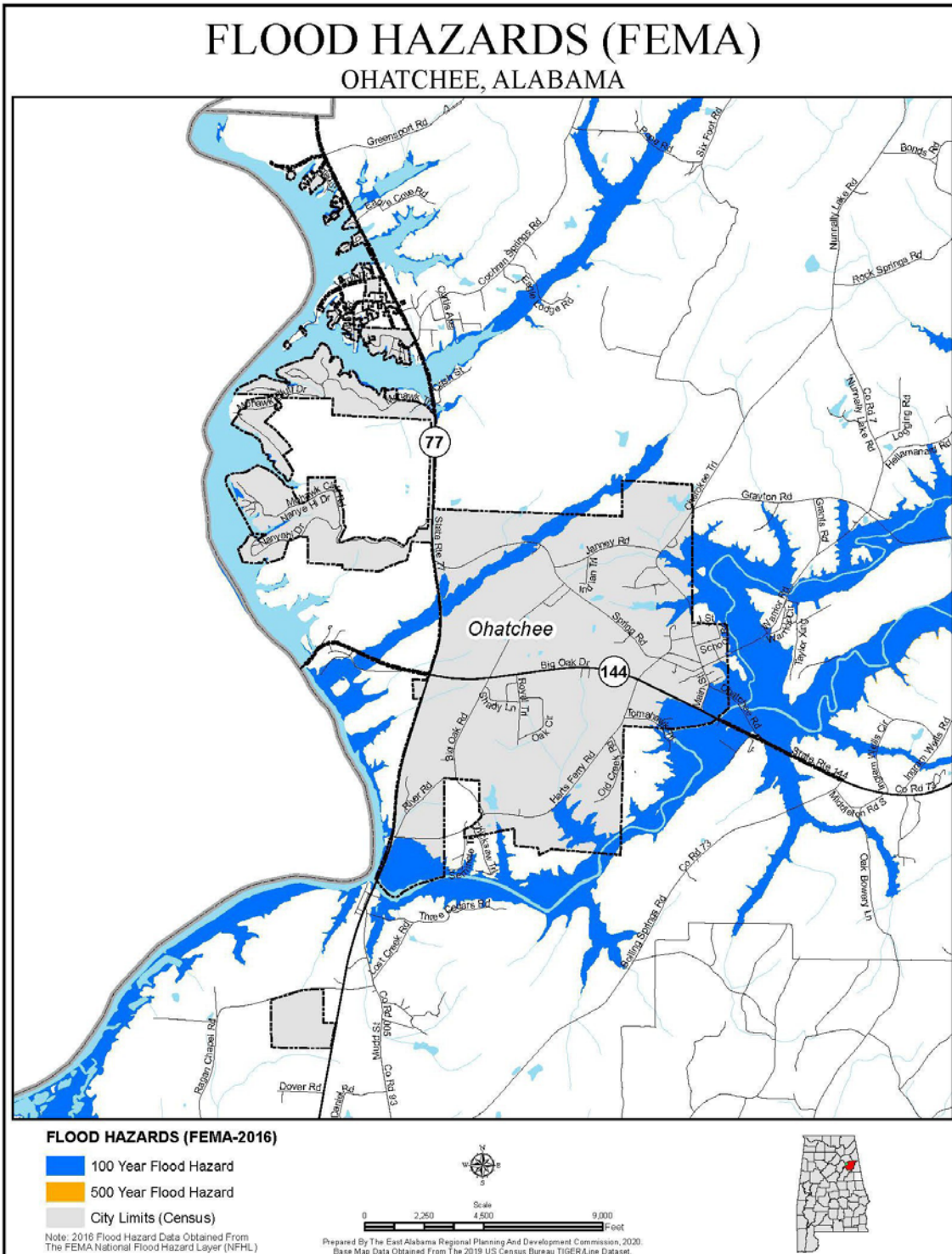


Figure 4.9: Oxford Flood Hazard Areas

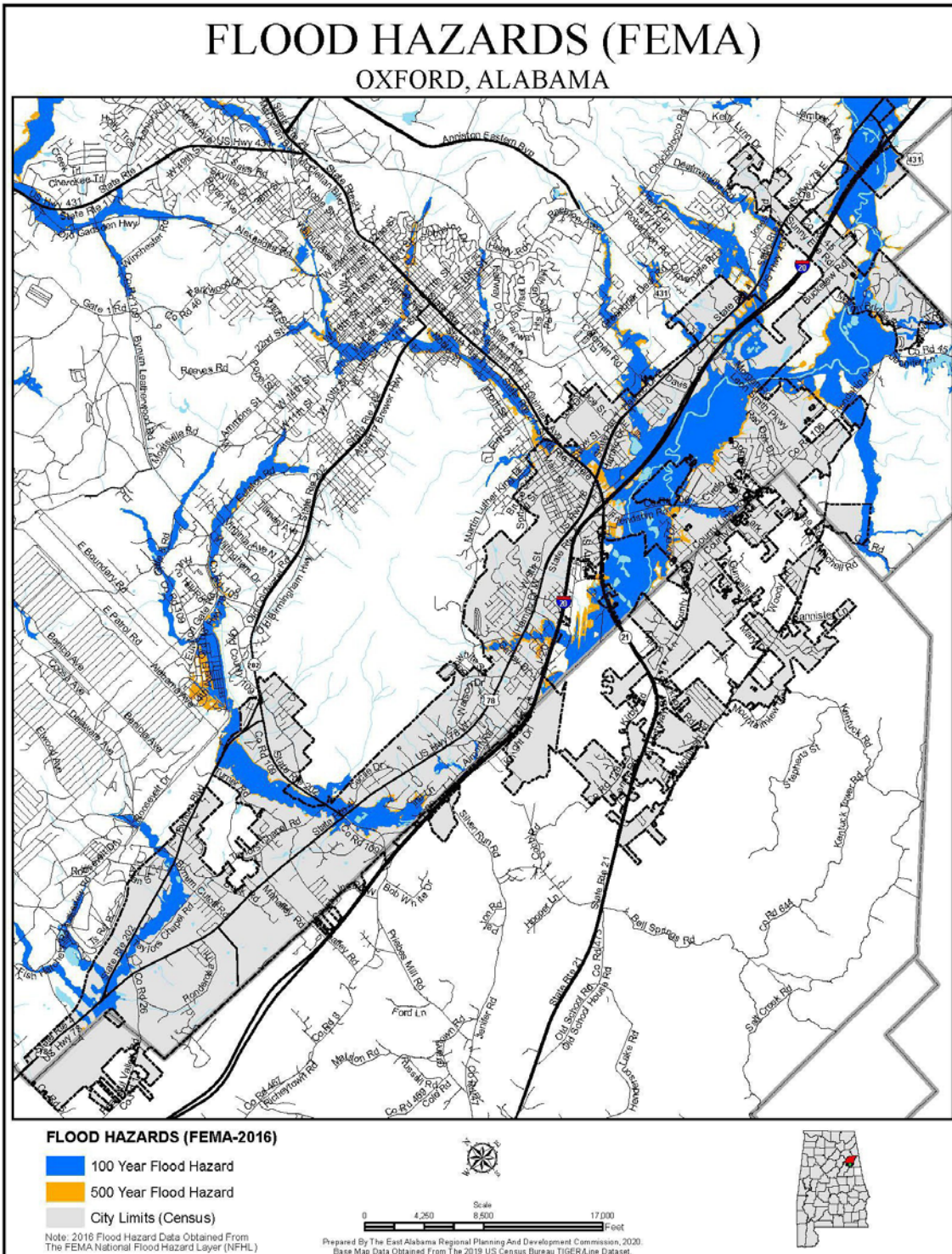


Figure 4.10: Piedmont Flood Hazard Areas

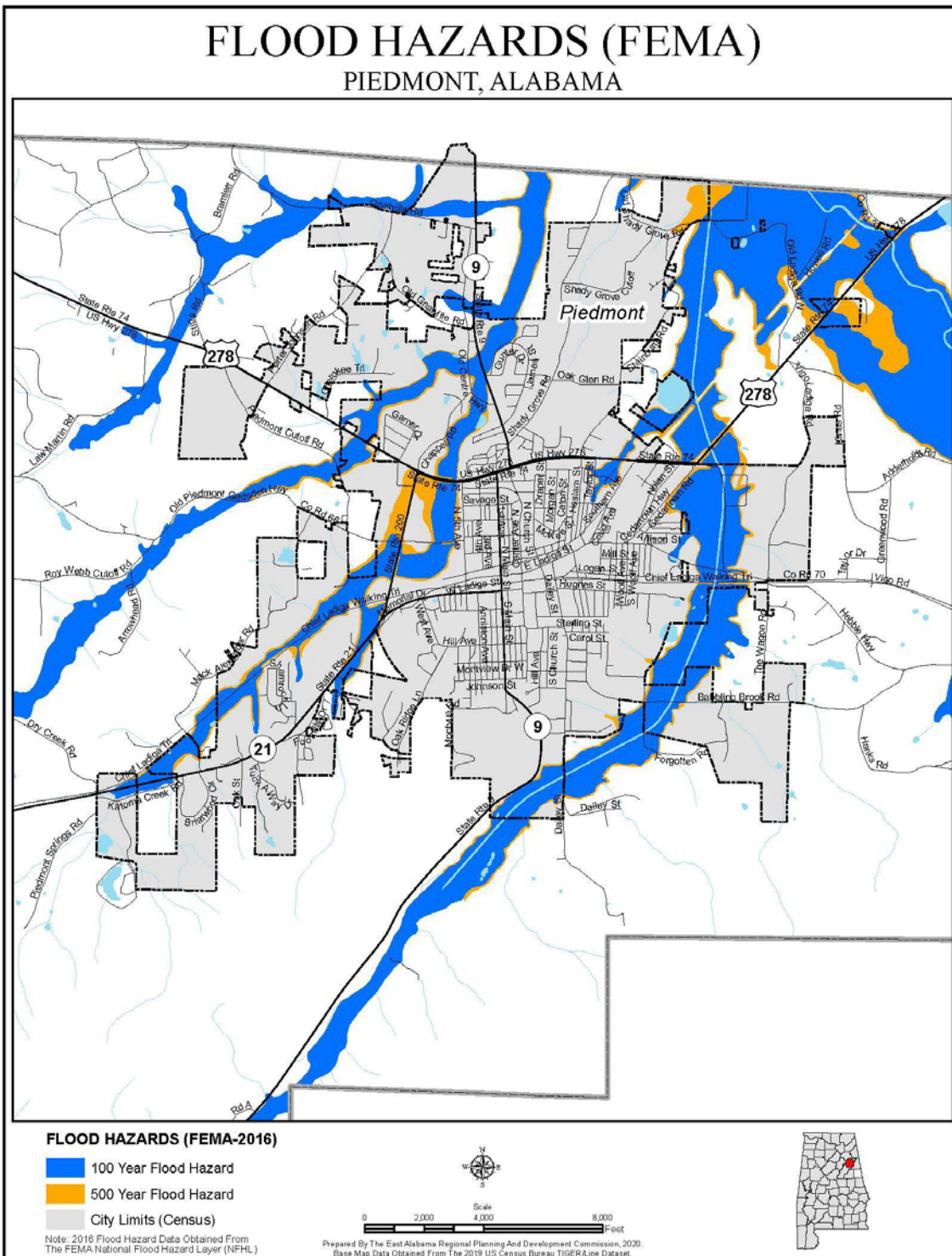


Figure 4.11: Weaver Flood Hazard Areas

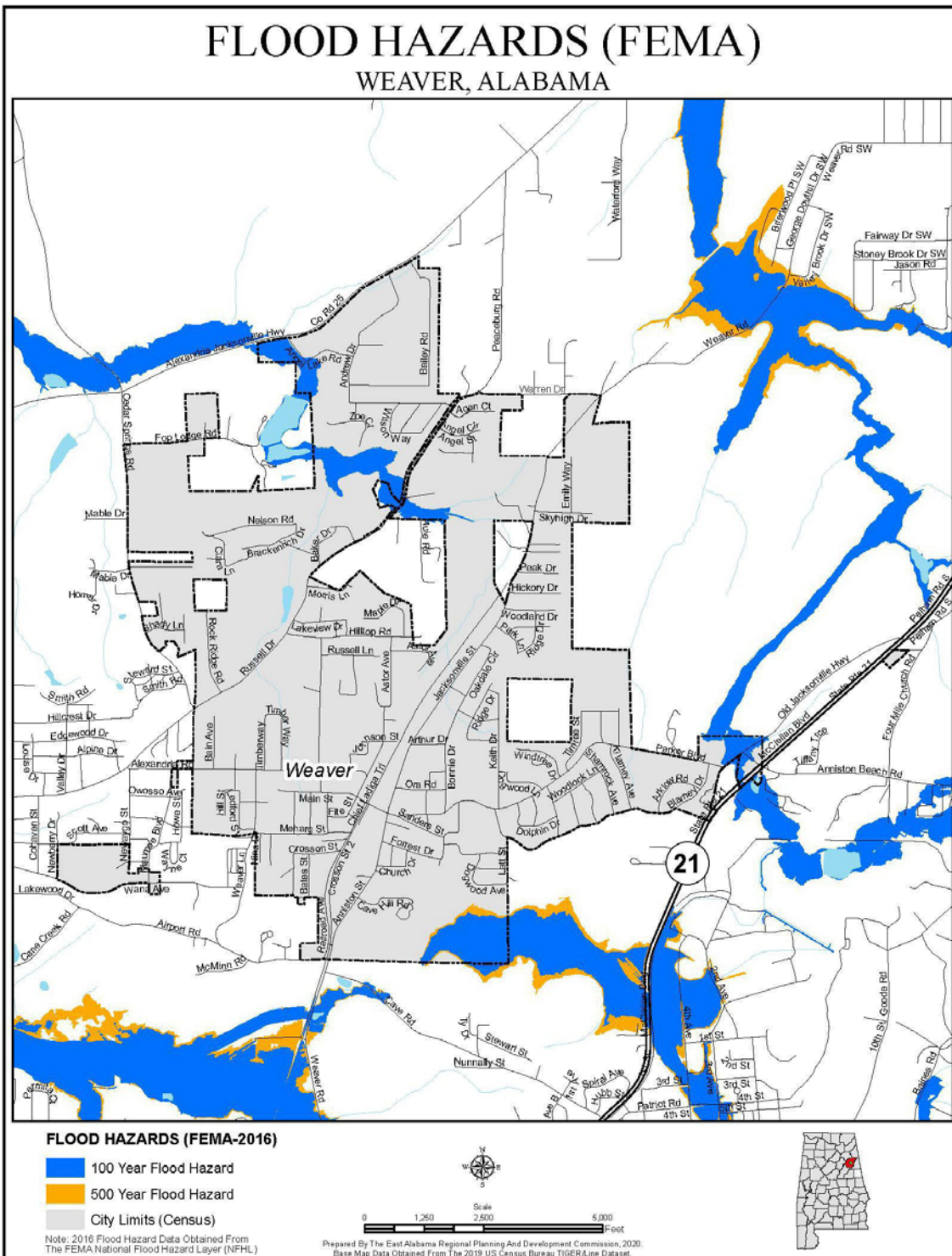
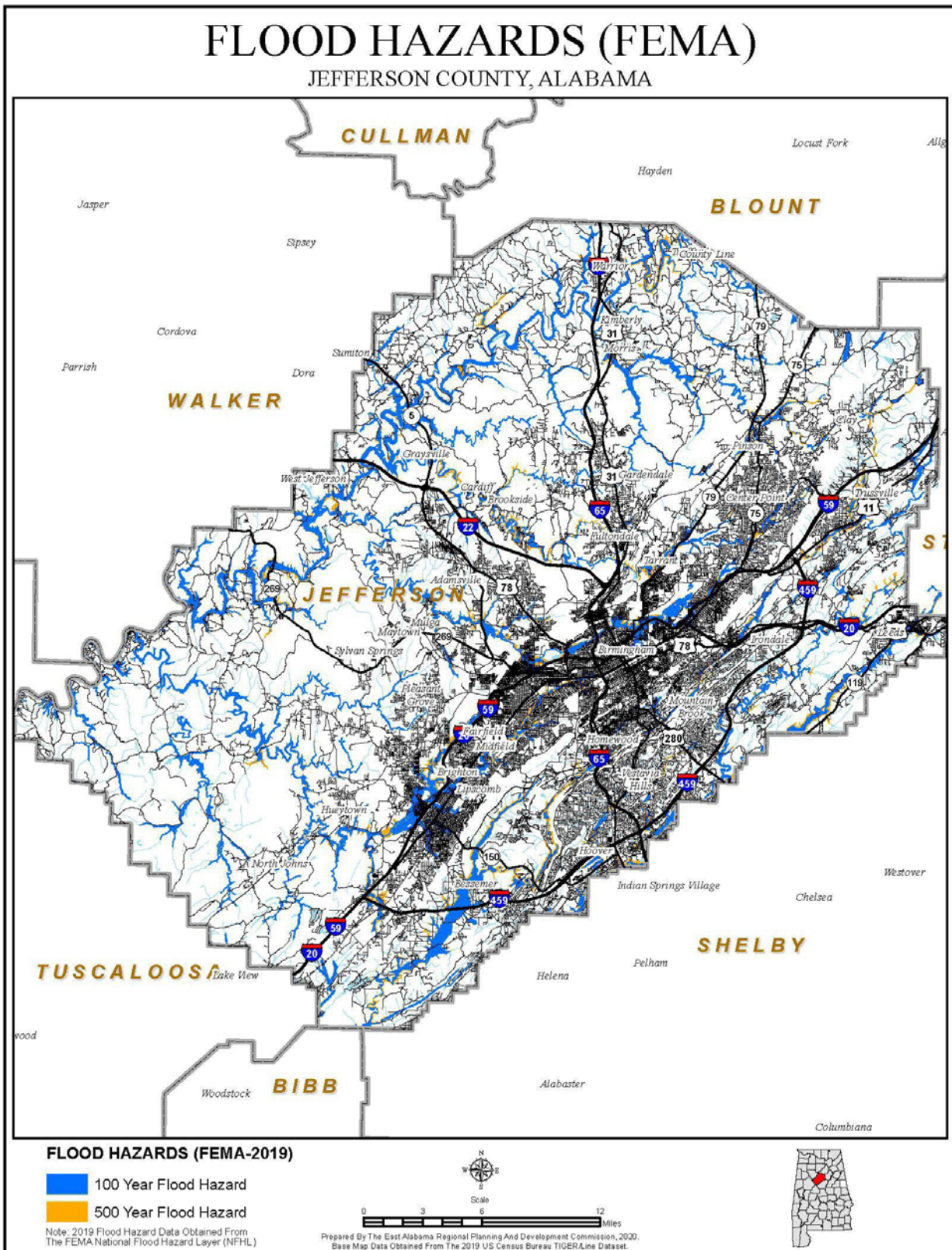


Figure 4.12: Jefferson County Flood Hazard Areas



Source: Federal Emergency Management Agency; EARPDC (2020)

Figure 4.13: Adamsville Flood Hazard Areas

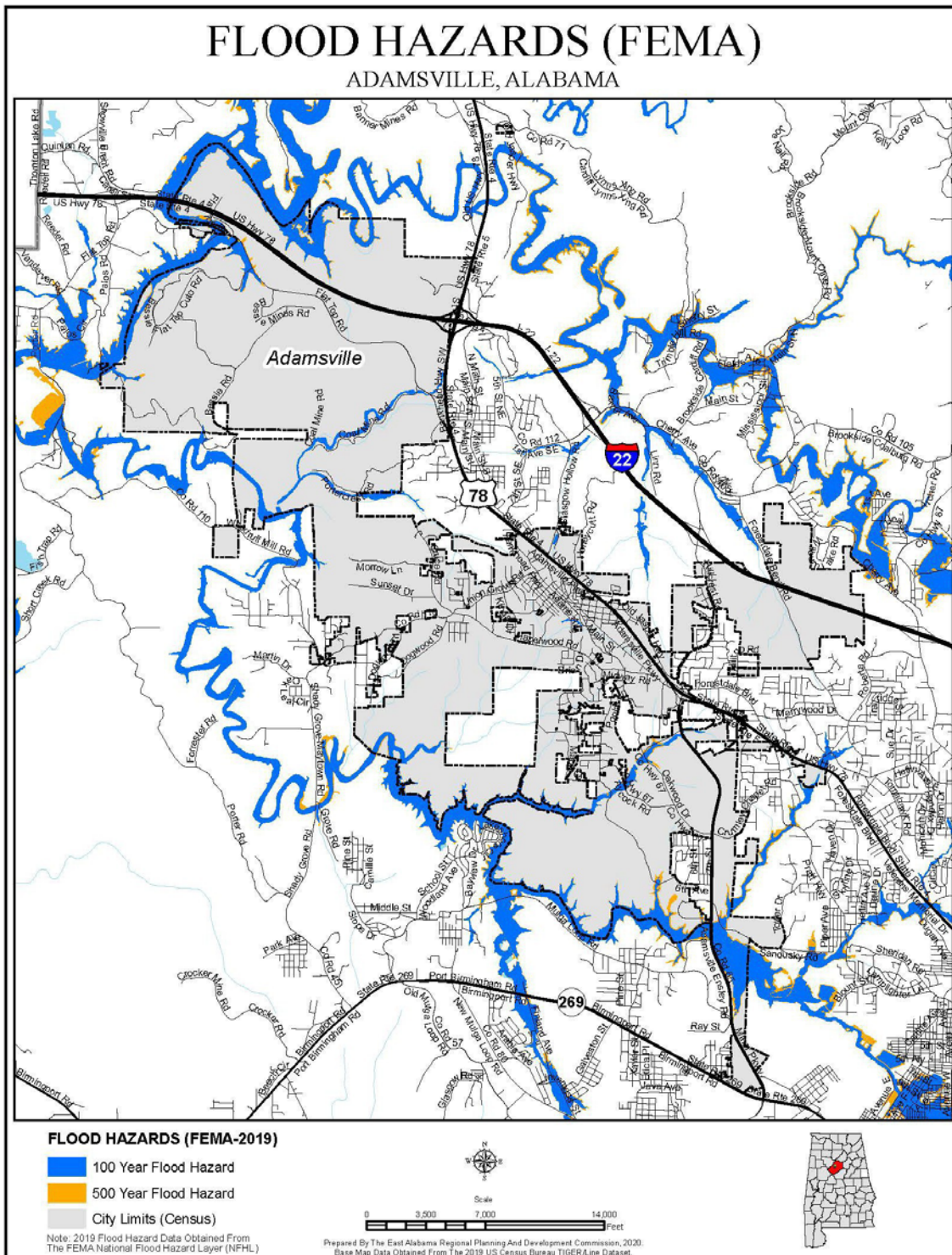


Figure 4.14: Bessemer Flood Hazard Areas

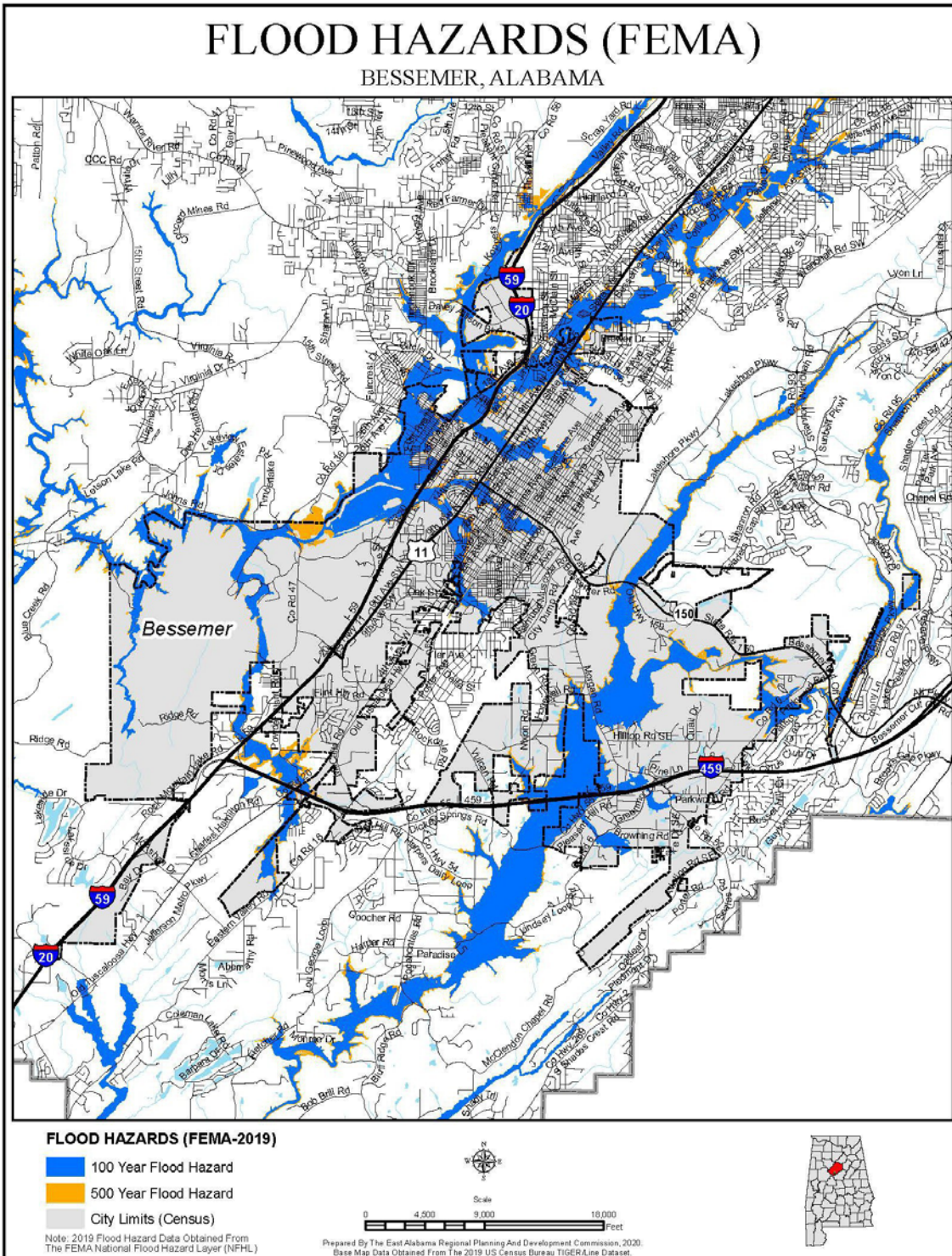


Figure 4.15: East Birmingham Flood Hazard Areas

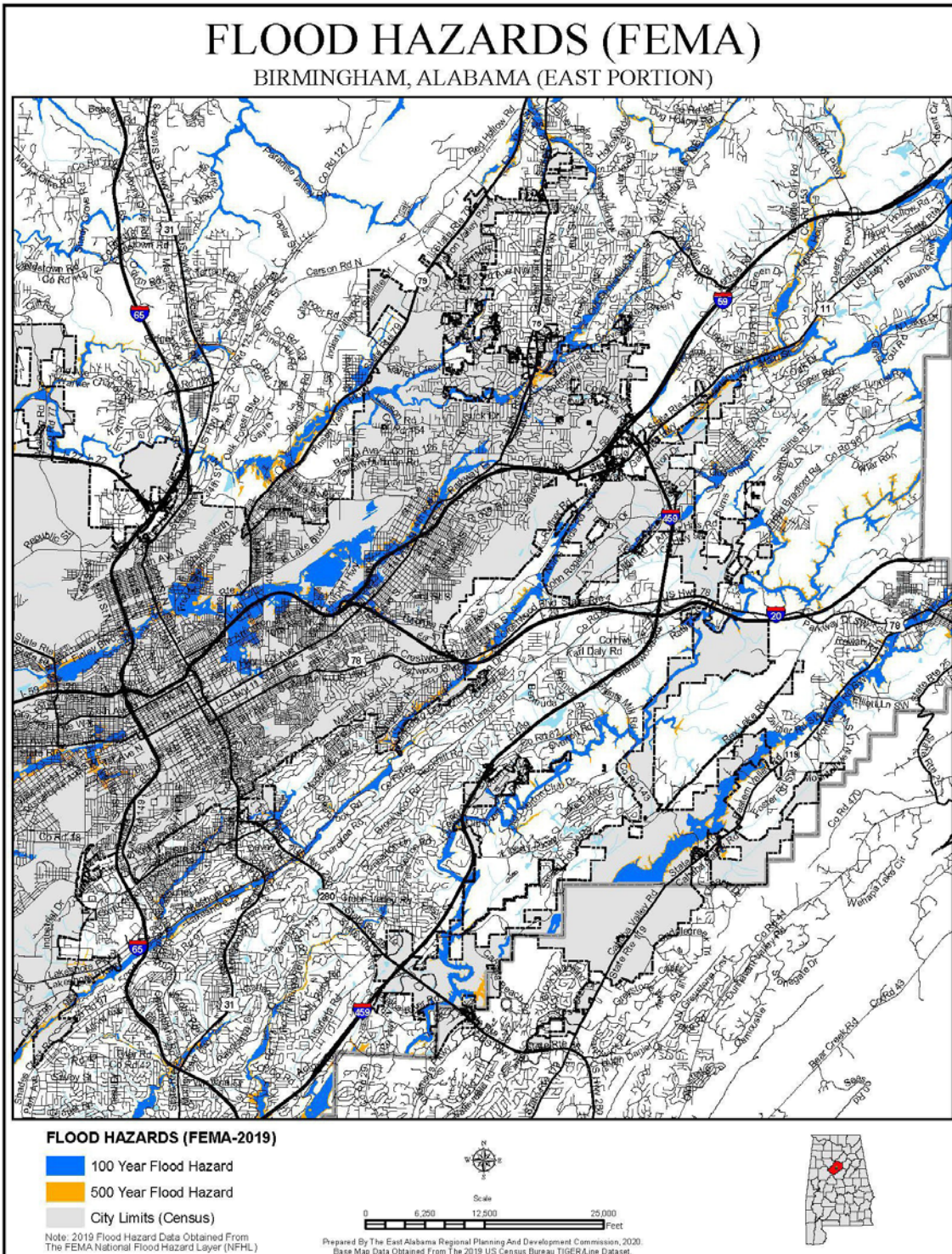


Figure 4.16: West Birmingham Flood Hazard Areas

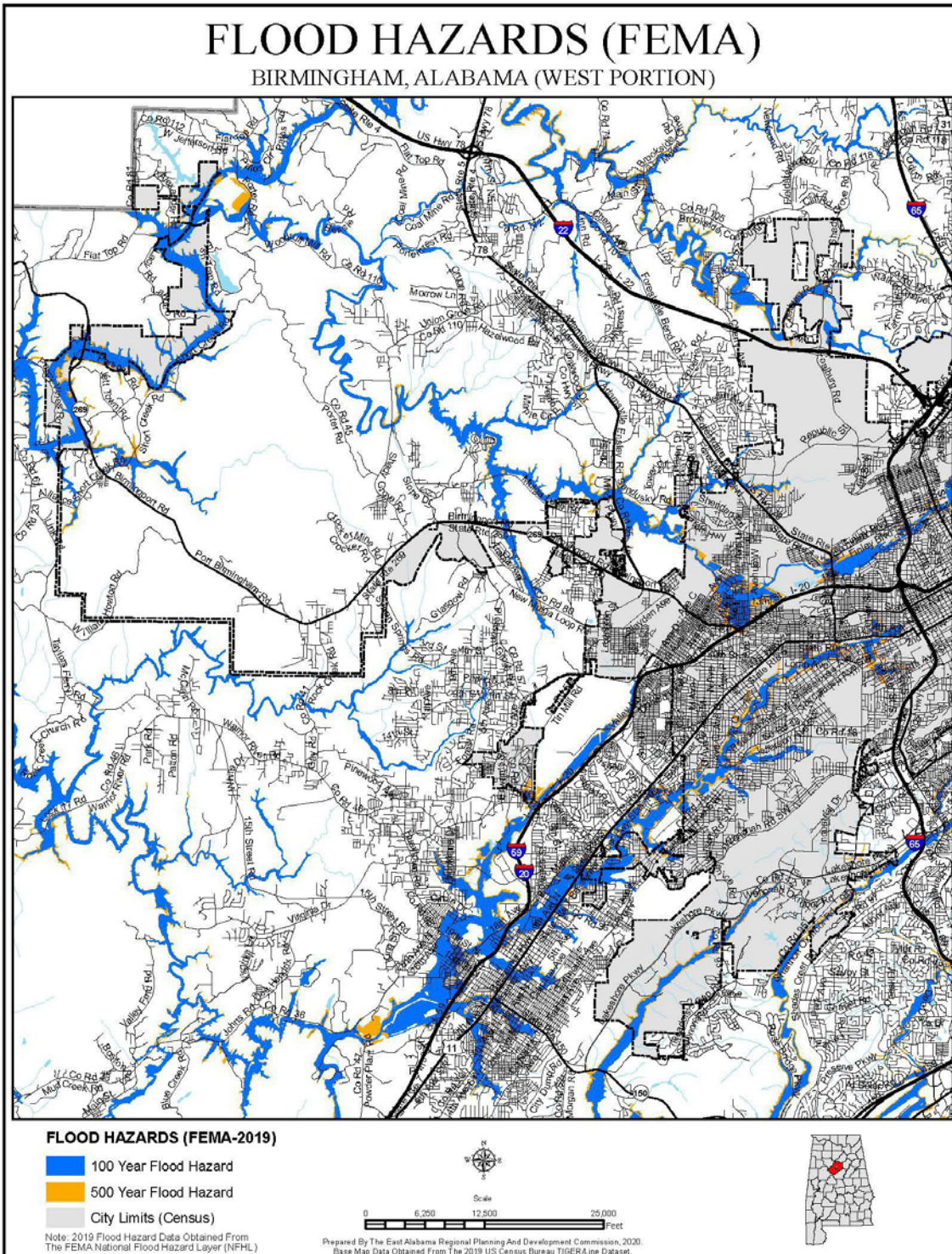


Figure 4.17: Brighton Flood Hazard Areas

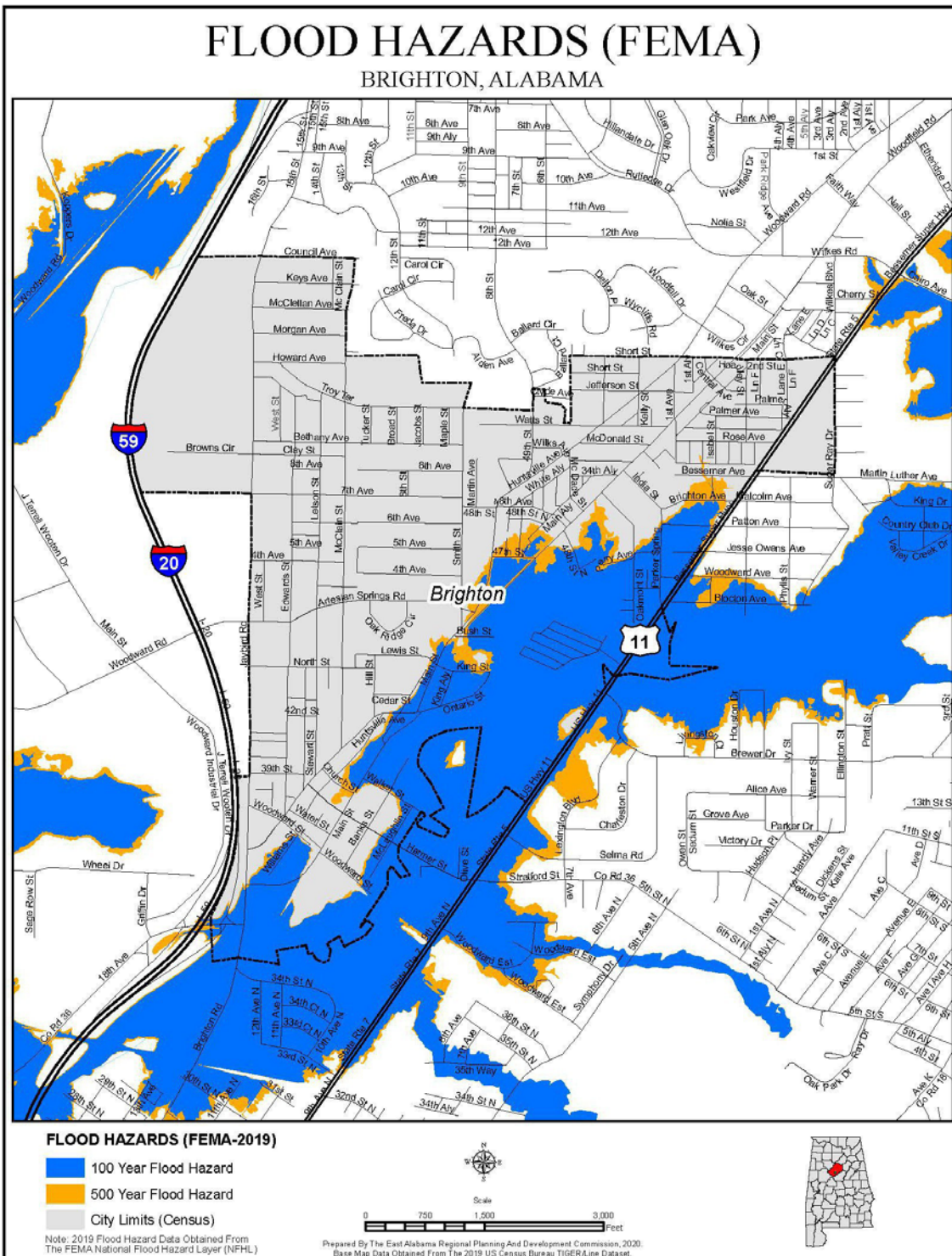


Figure 4.18: Brookside Flood Hazard Areas

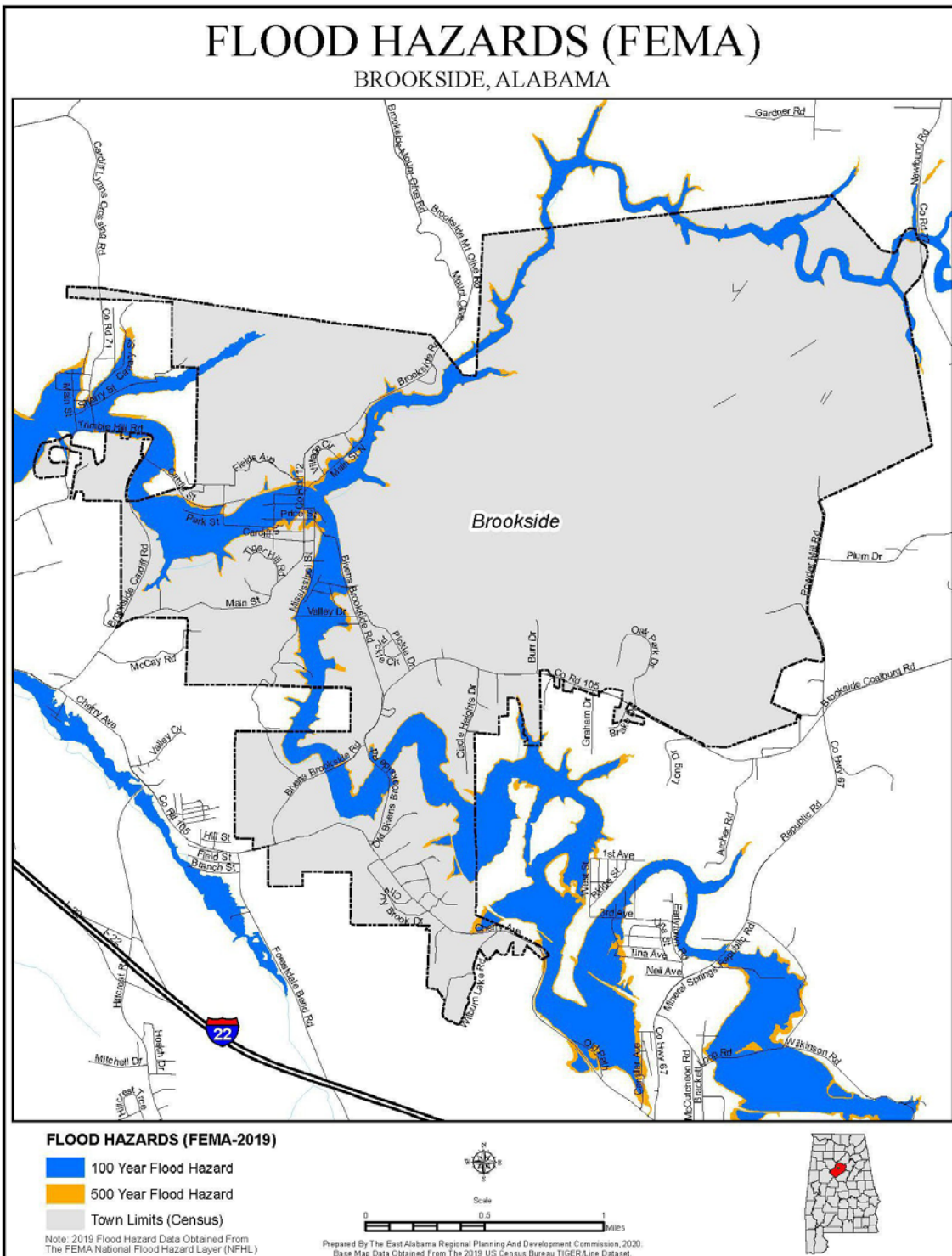


Figure 4.20: Center Point Flood Hazard Areas

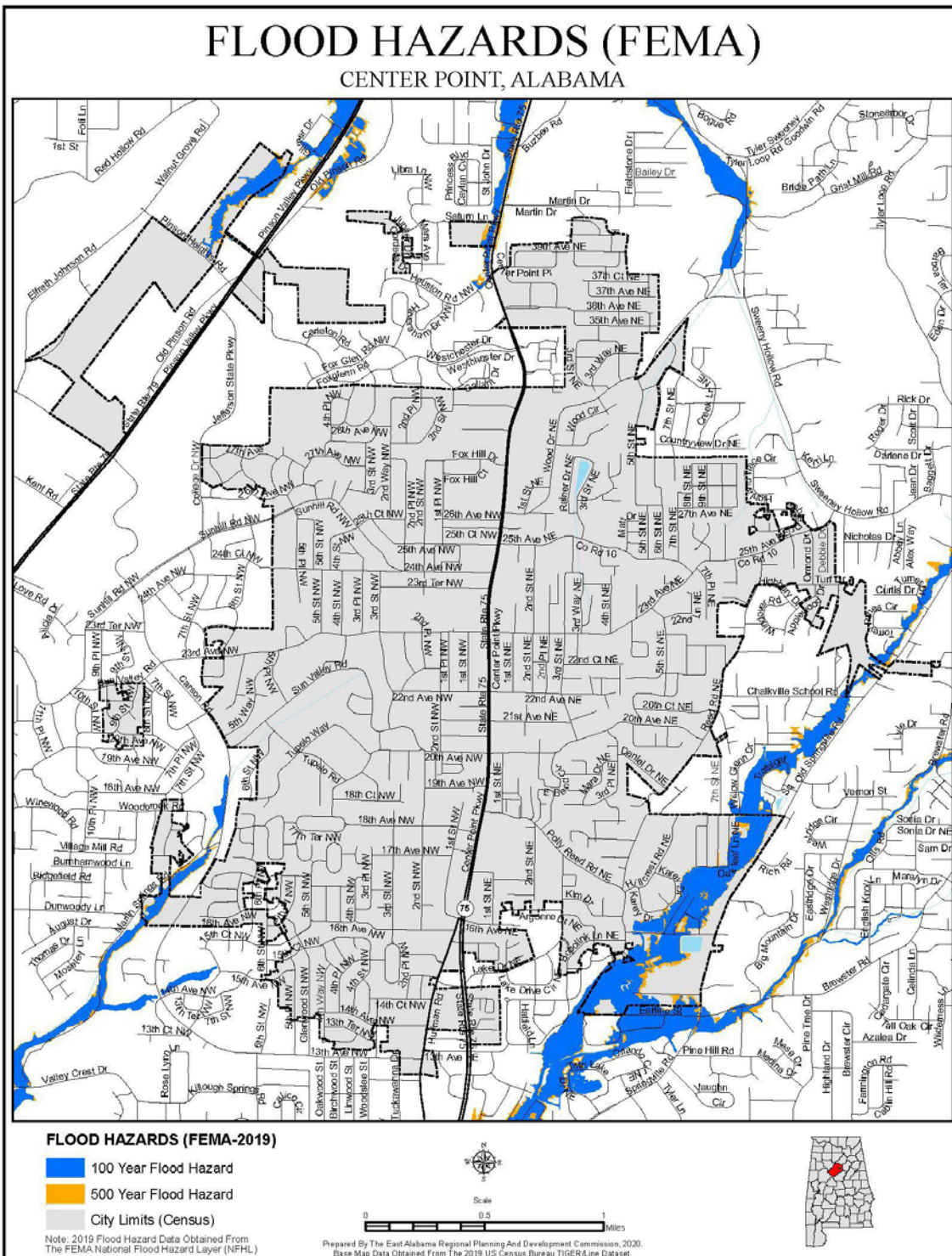


Figure 4.21: Clay Flood Hazard Areas

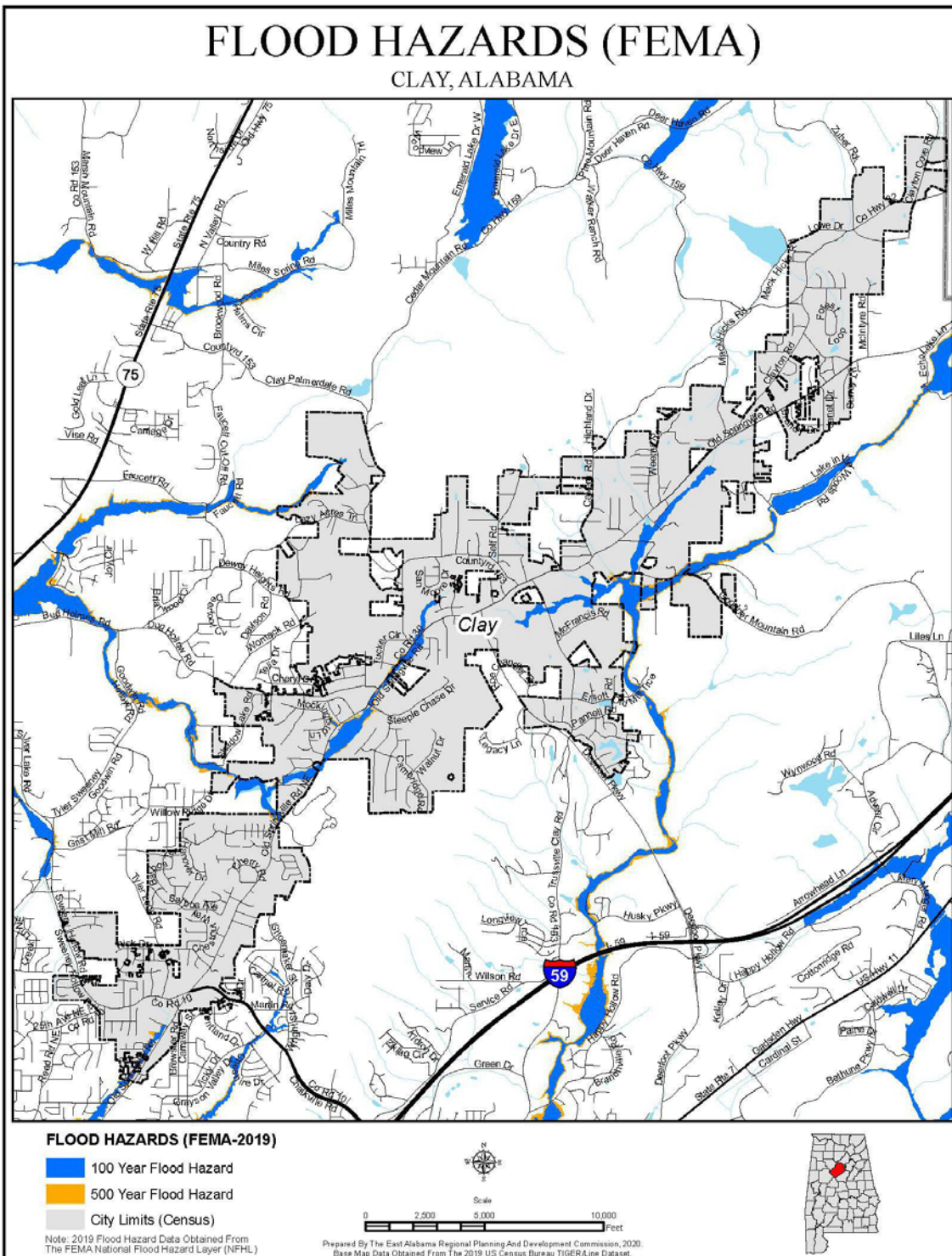


Figure 4.22: County Line Flood Hazard Areas

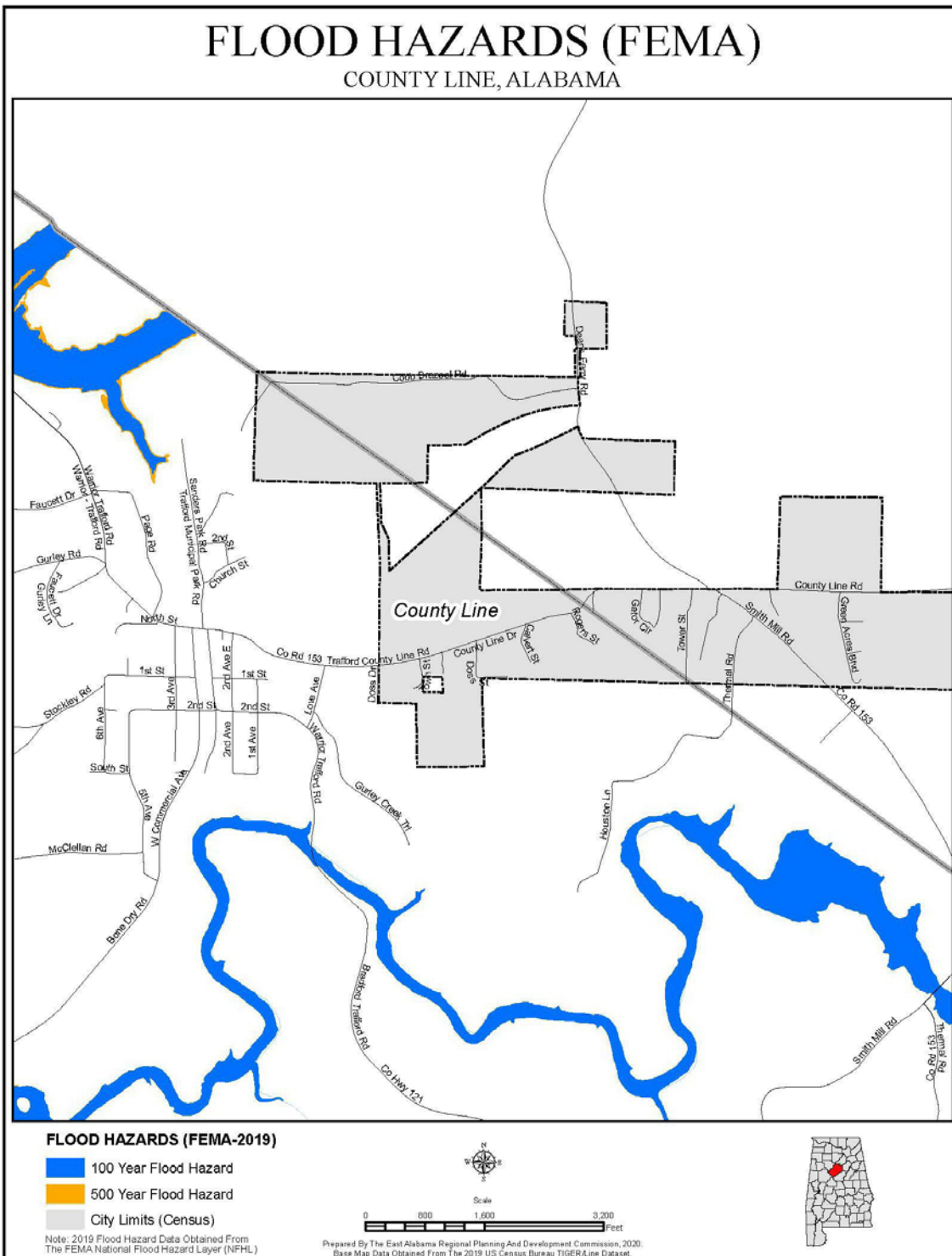


Figure 4.23: Fairfield Flood Hazard Areas

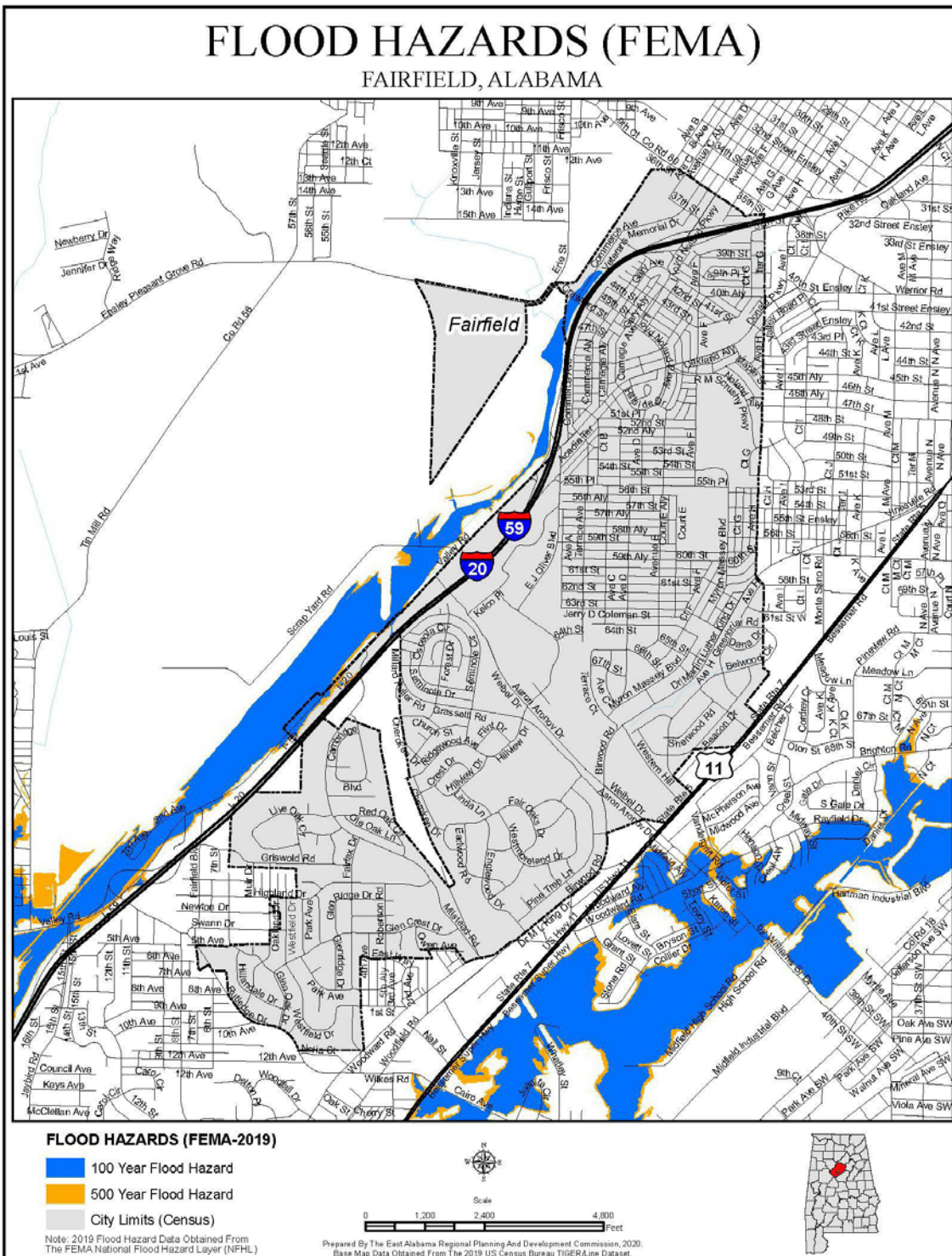


Figure 4.24: Fultondale Flood Hazard Areas

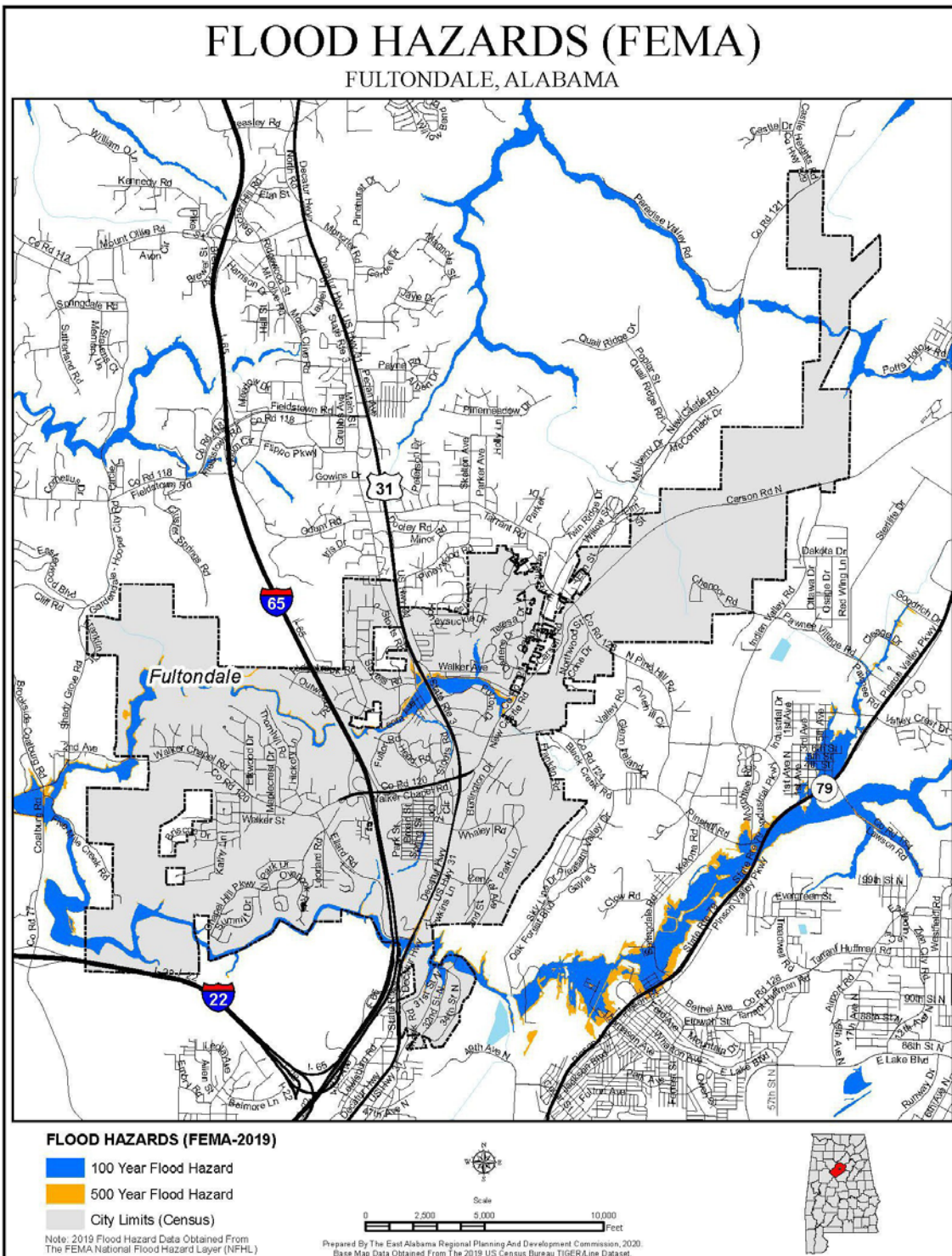


Figure 4.25: Gardendale Flood Hazard Areas

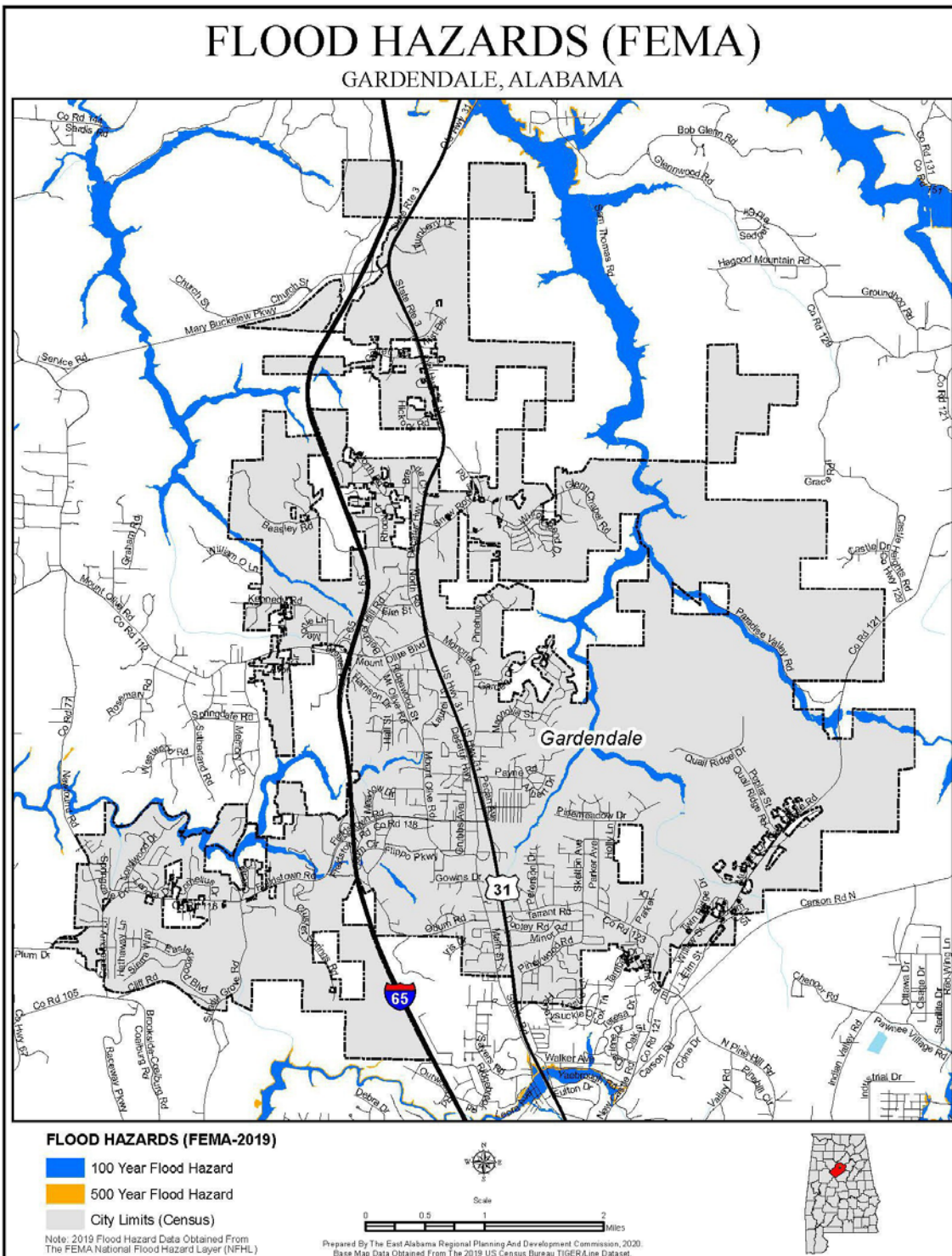


Figure 4.26: Graysville Flood Hazard Areas

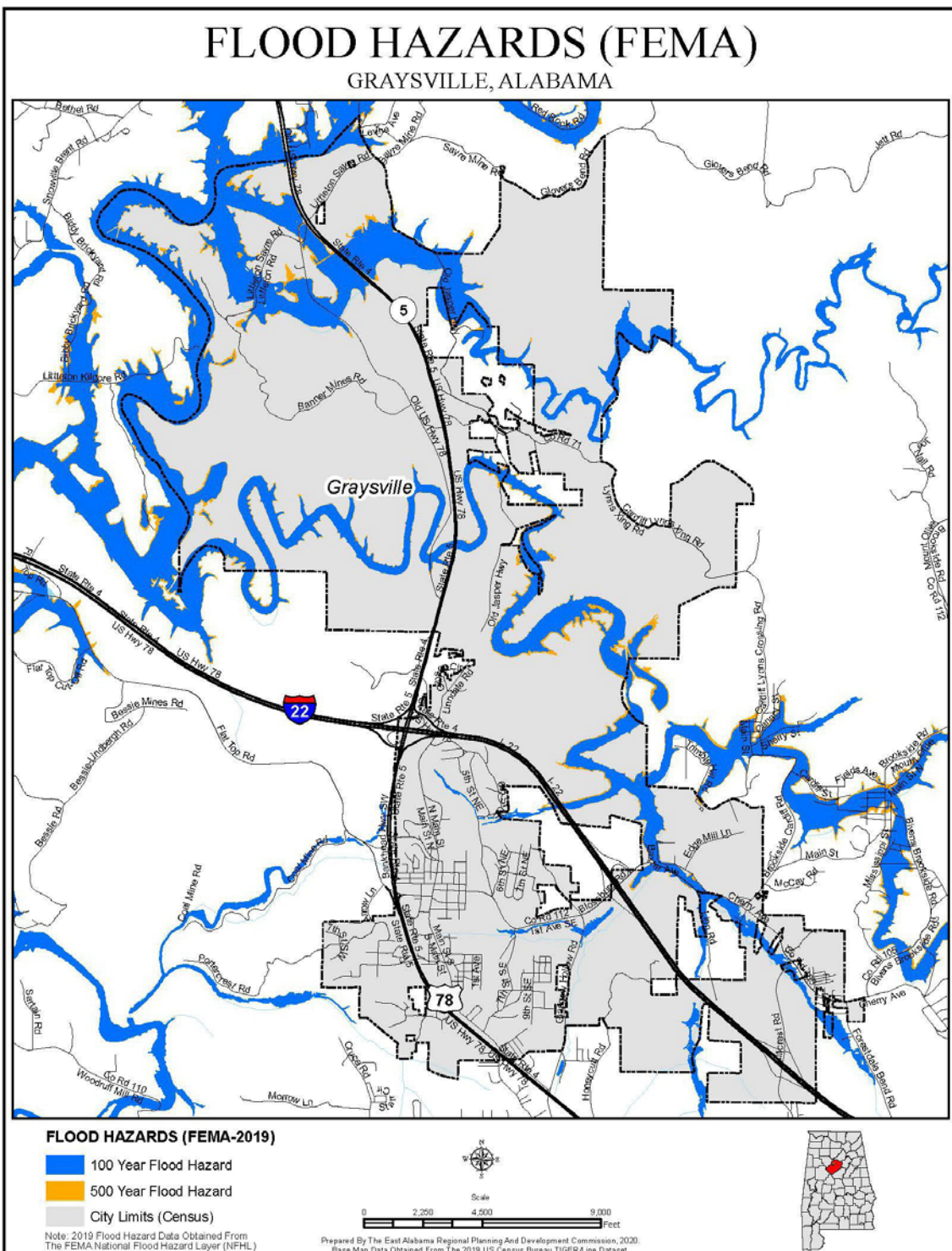


Figure 4.27: Homewood Flood Hazard Areas

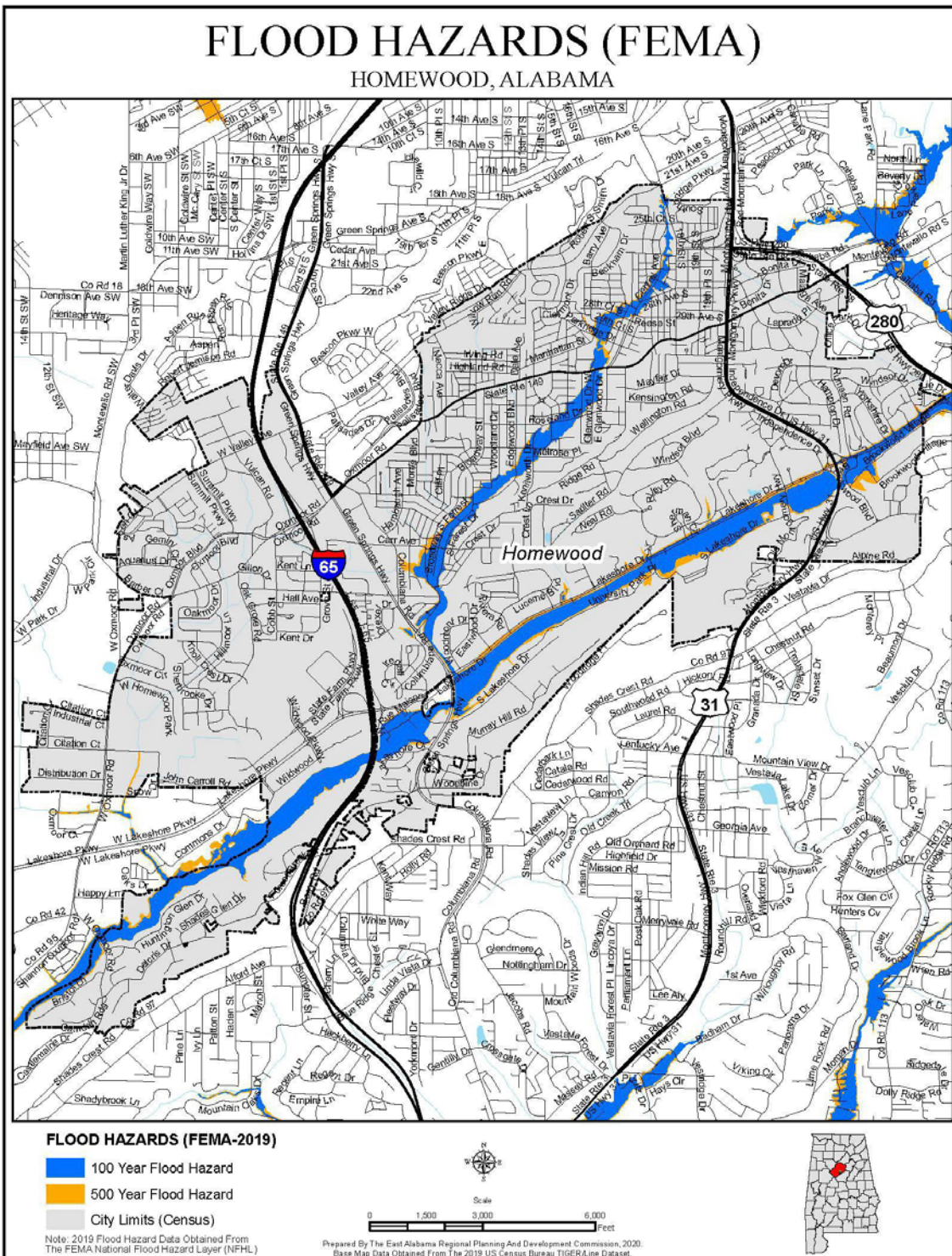


Figure 4.28: Hoover Flood Hazard Areas

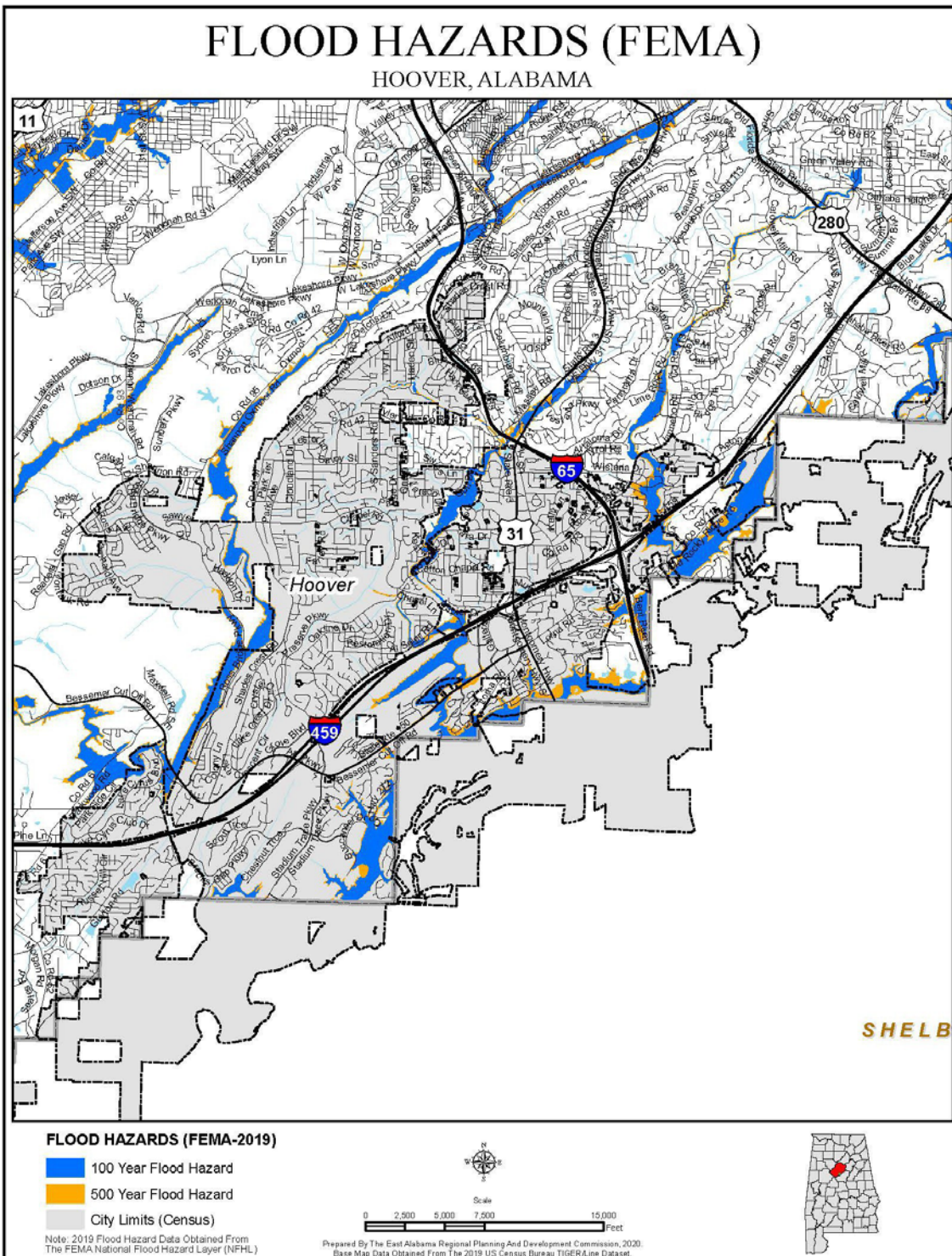


Figure 4.29: Hueytown Flood Hazard Areas

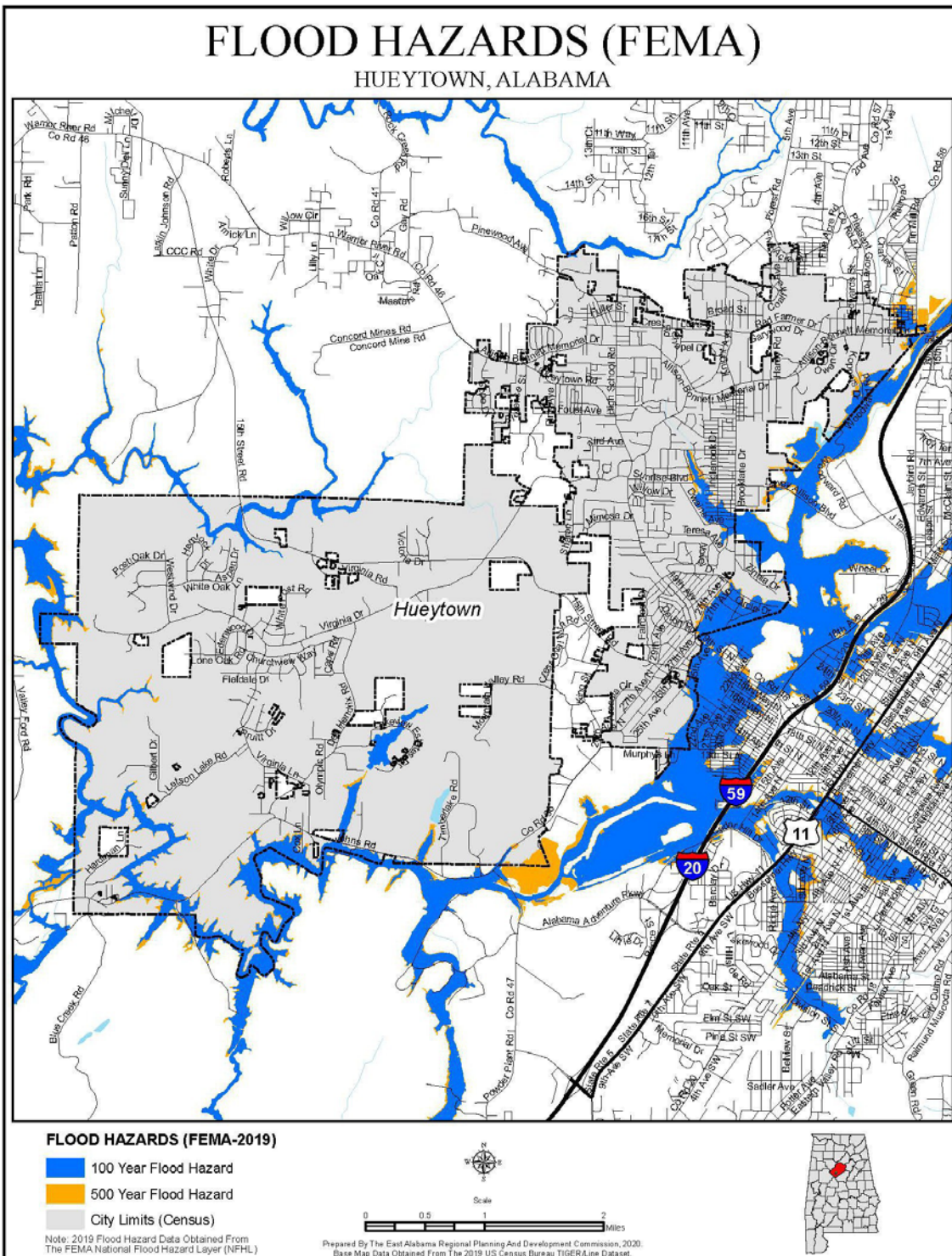


Figure 4.30: Irondale Flood Hazard Areas

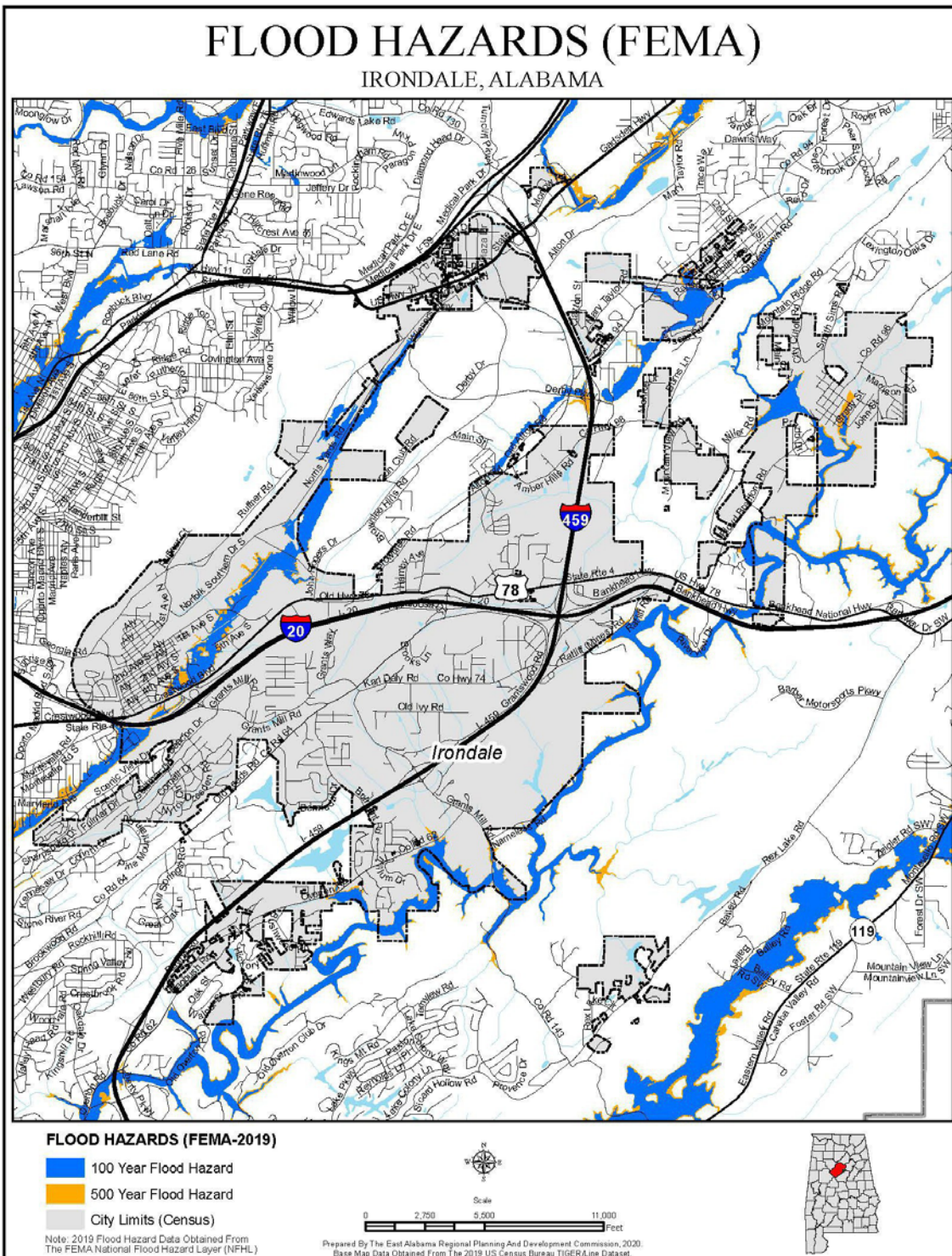


Figure 4.31: Kimberly Flood Hazard Areas

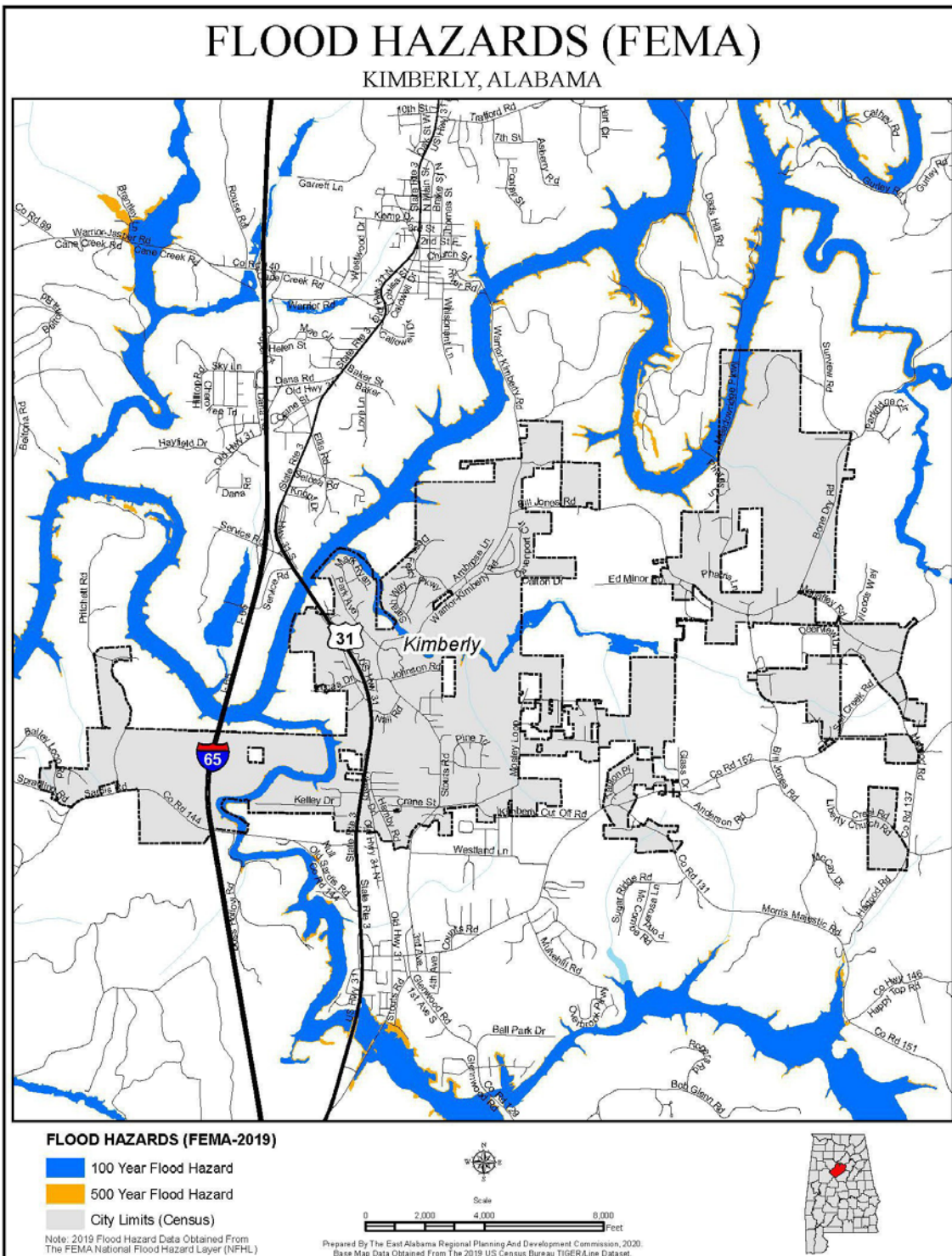


Figure 4.32: Leeds Flood Hazard Areas

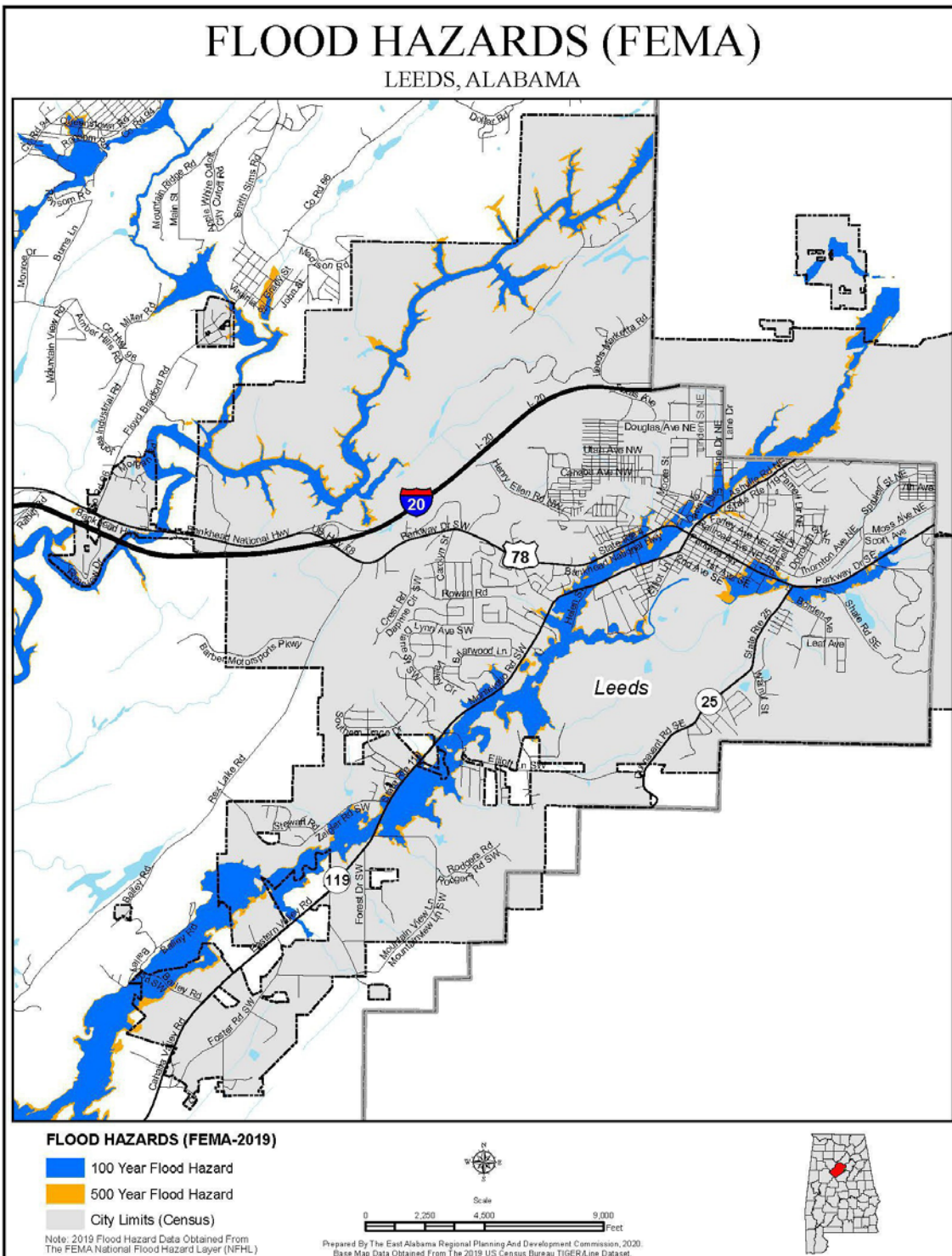


Figure 4.33: Lipscomb Flood Hazard Areas

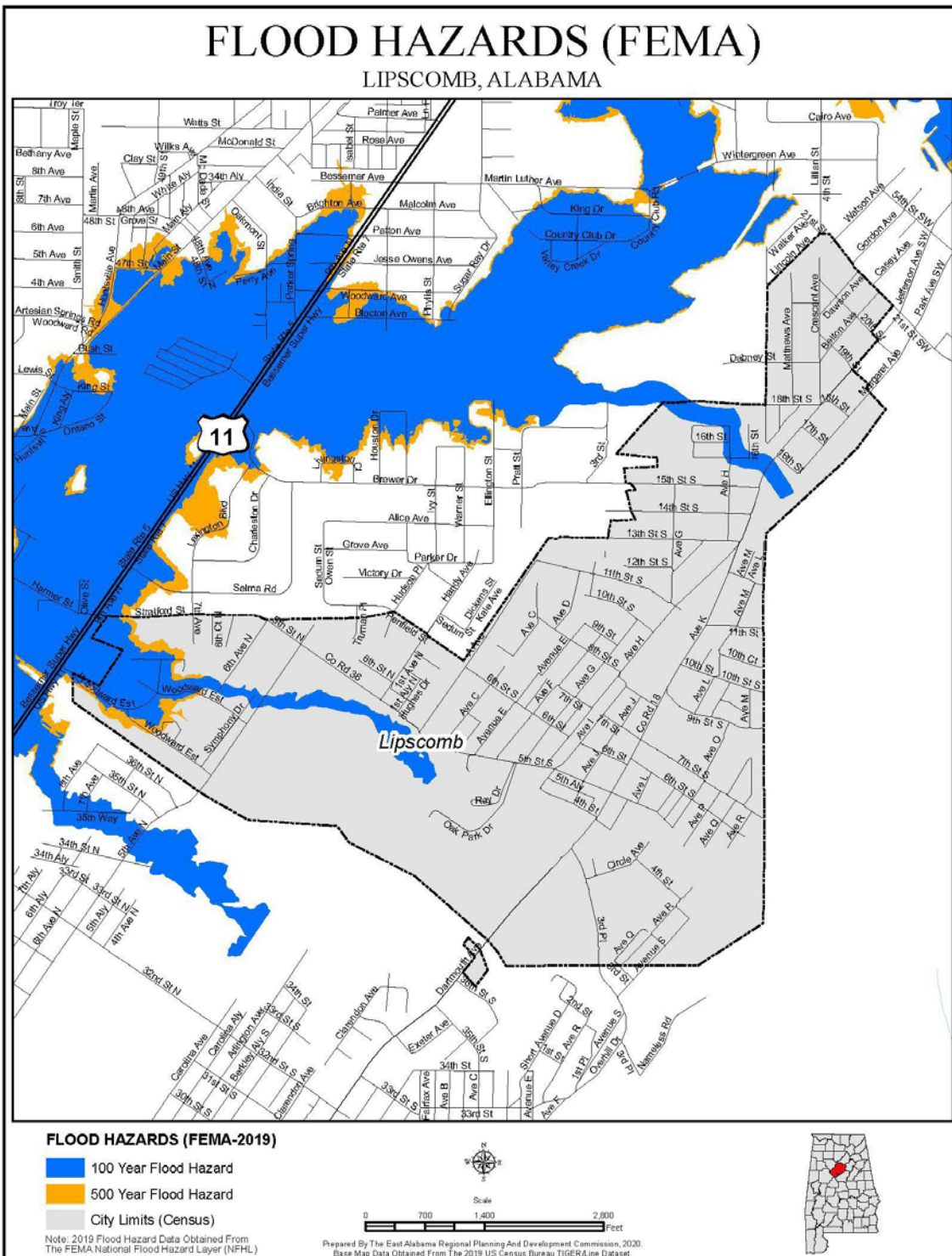


Figure 4.34: Maytown Flood Hazard Areas

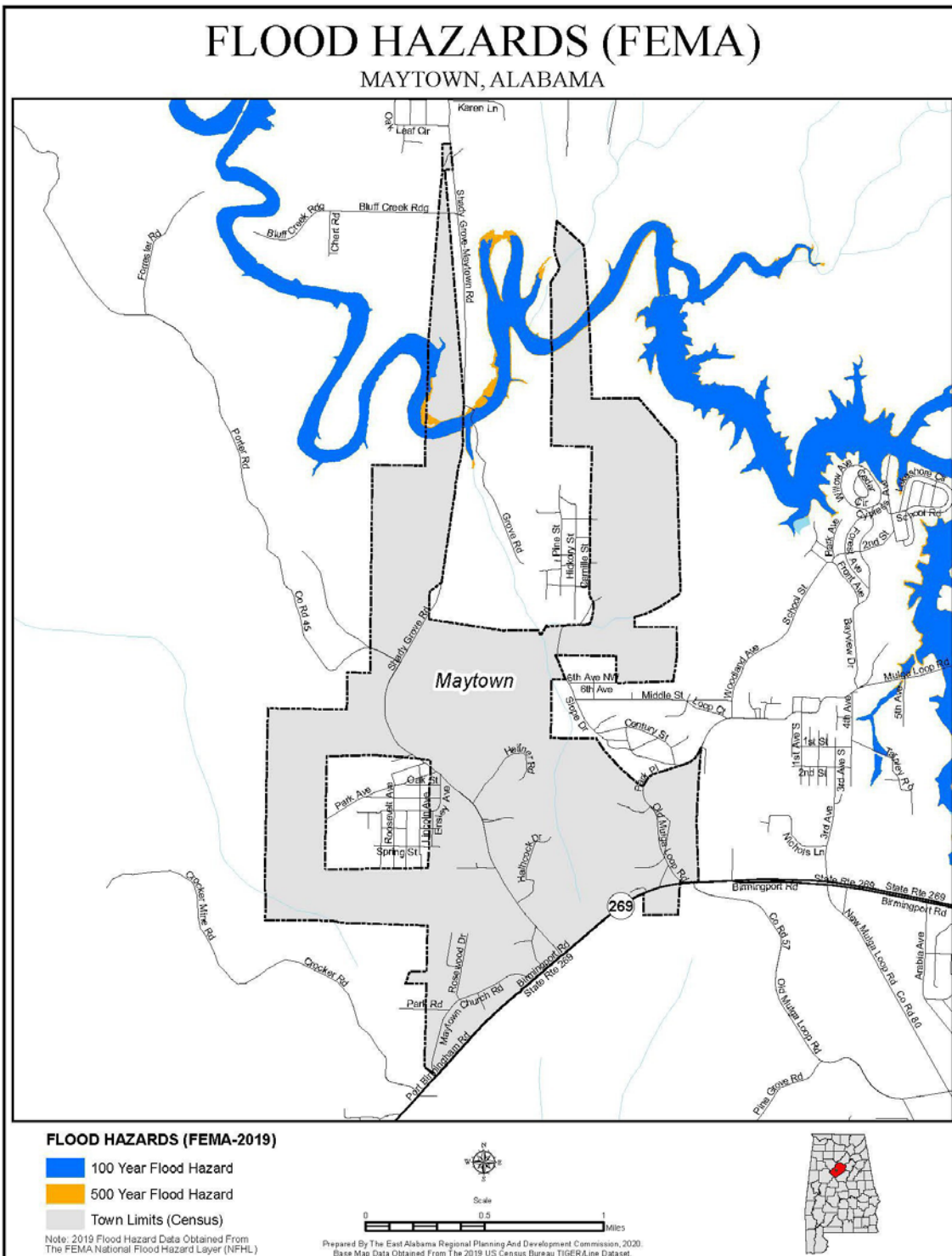


Figure 4.35: Midfield Flood Hazard Areas

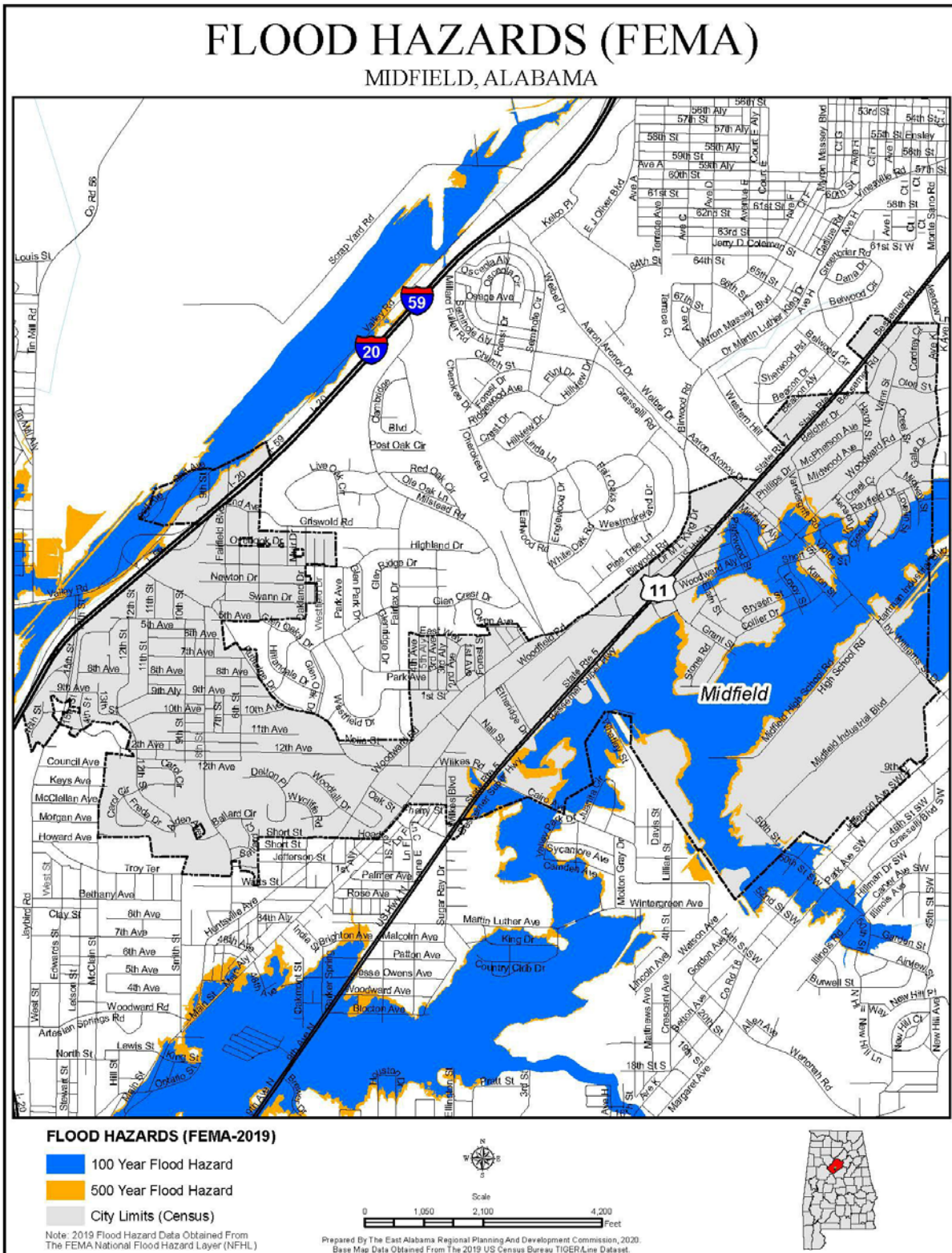


Figure 4.36: Morris Flood Hazard Areas

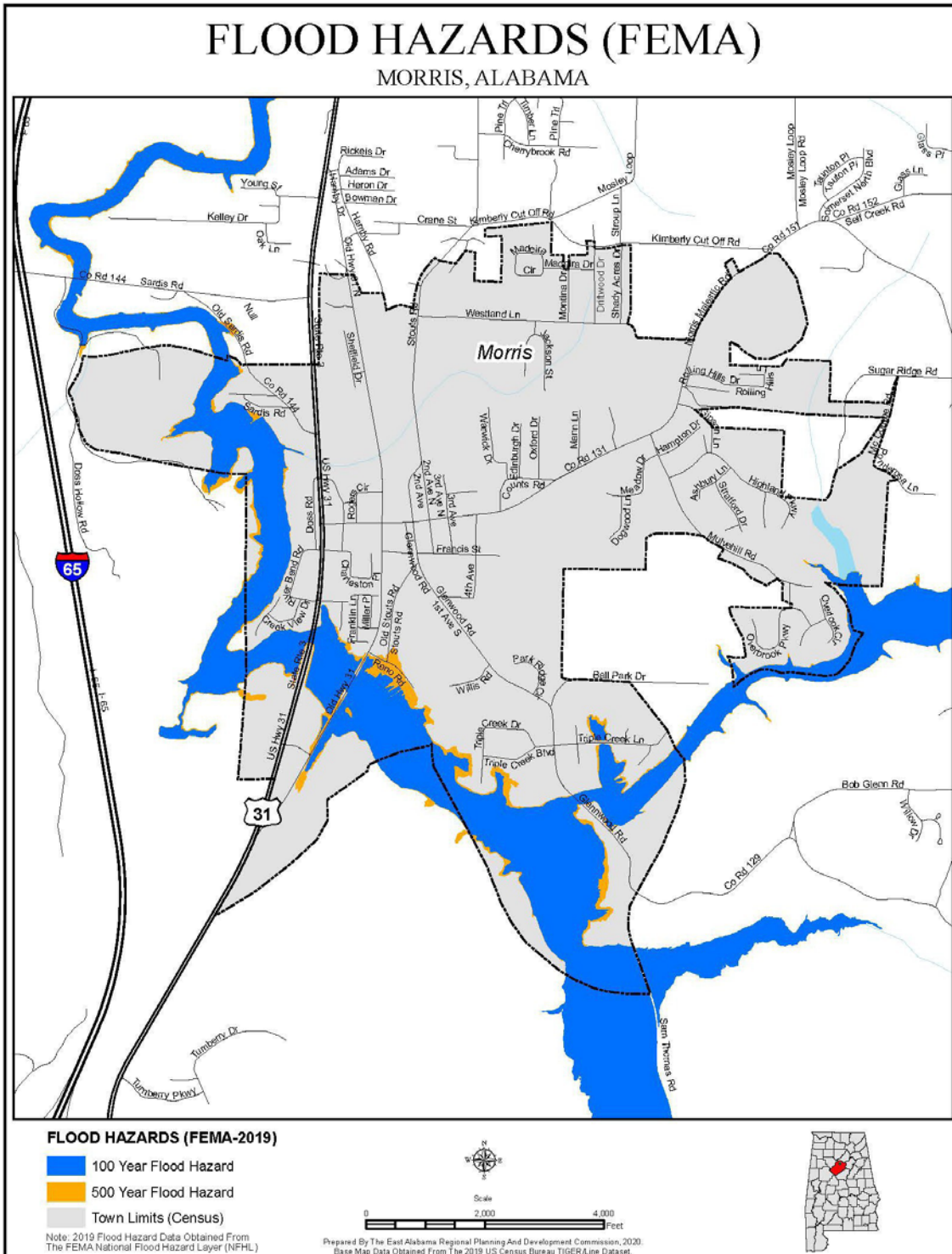


Figure 4.37: Mountain Brook Flood Hazard Areas

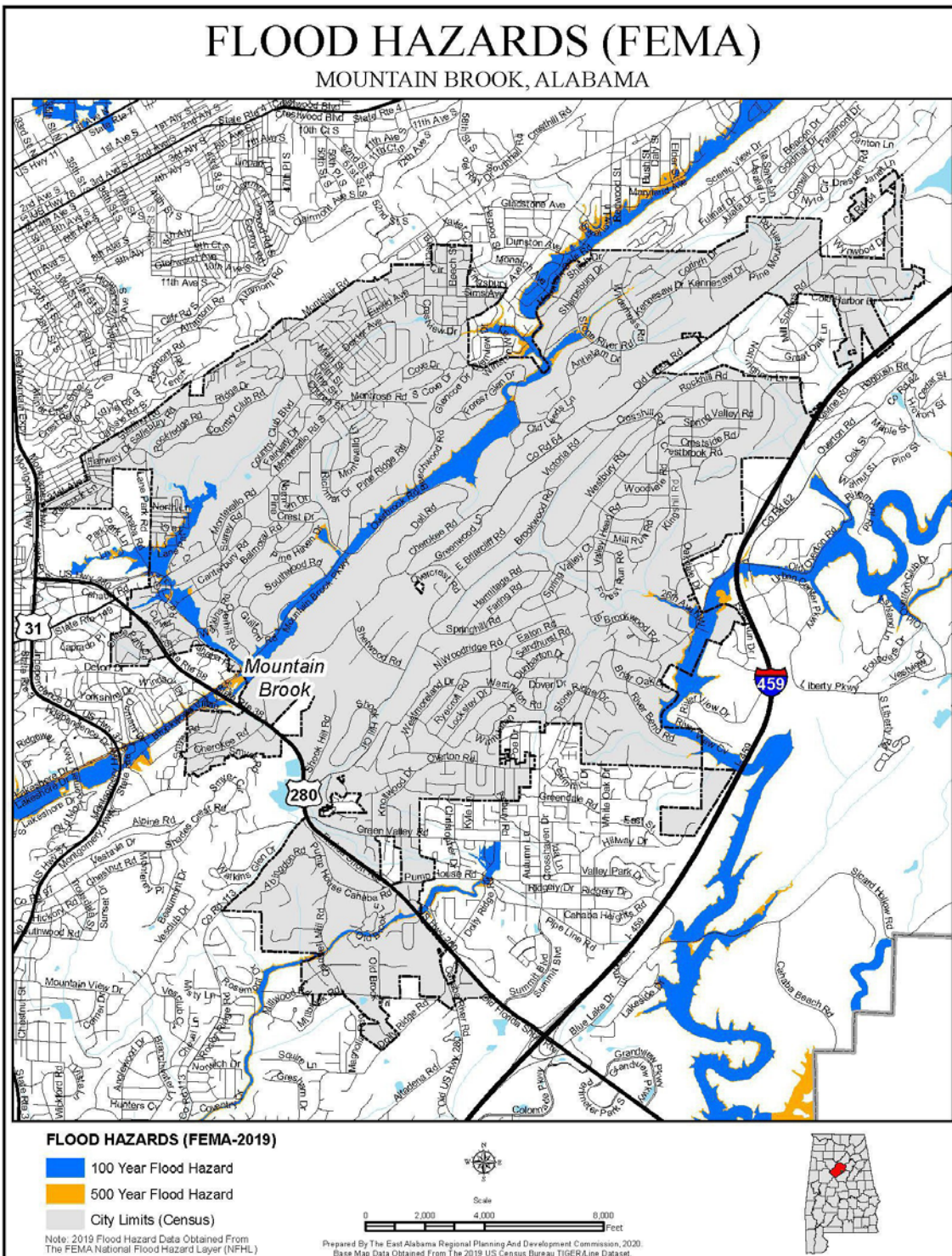


Figure 4.38: Mulga Flood Hazard Areas

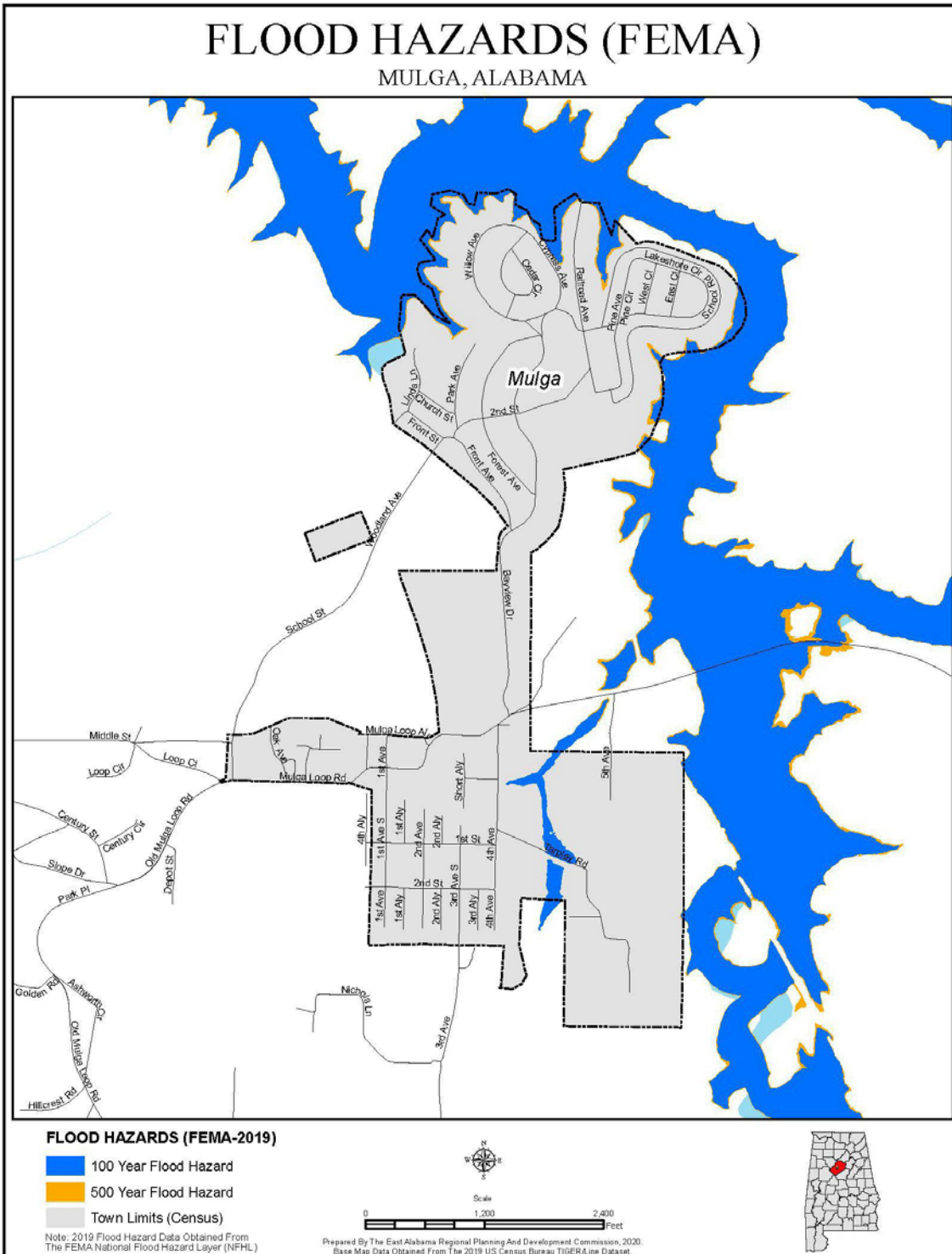


Figure 4.39: North Johns Flood Hazard Areas

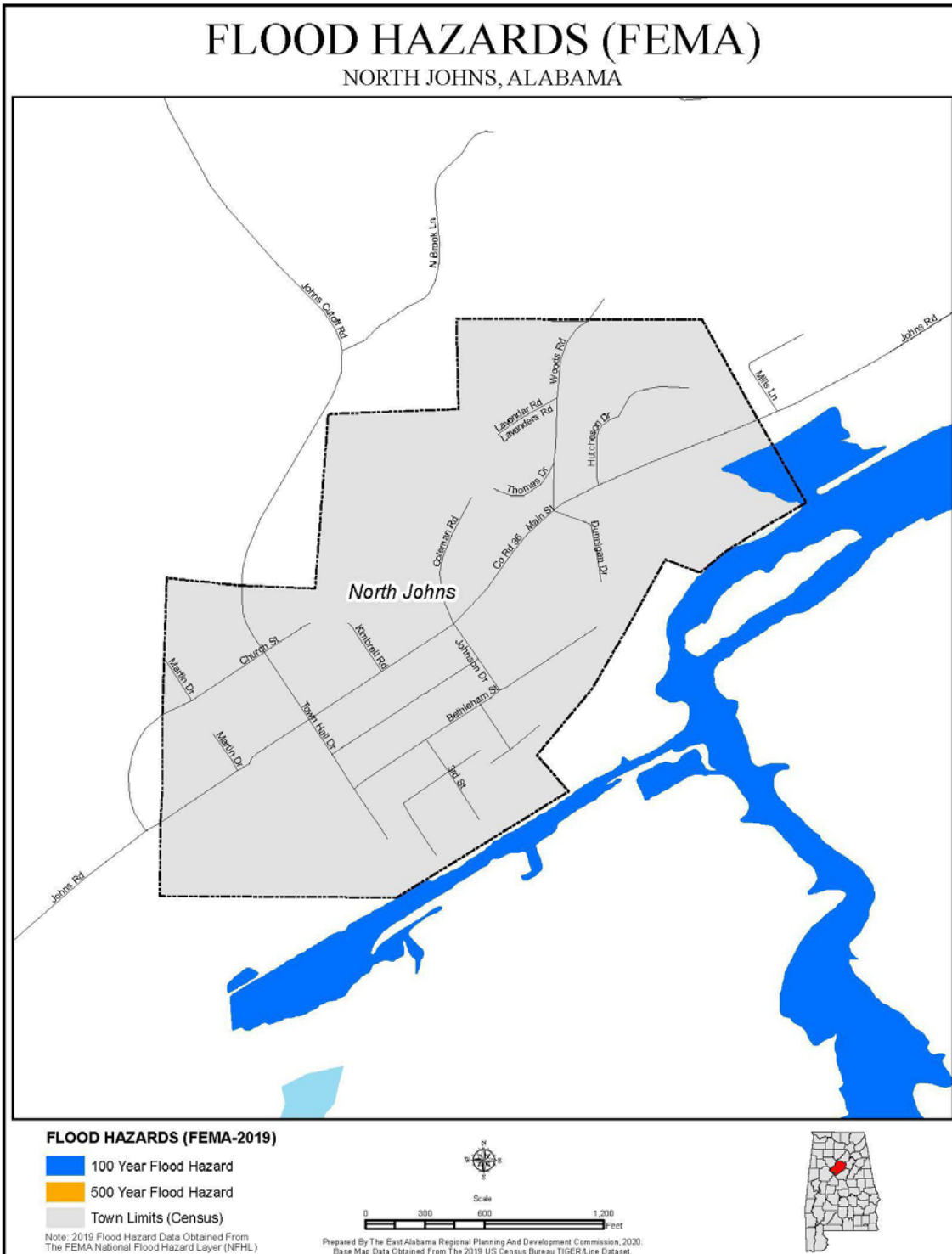


Figure 4.40: Pinson Flood Hazard Areas

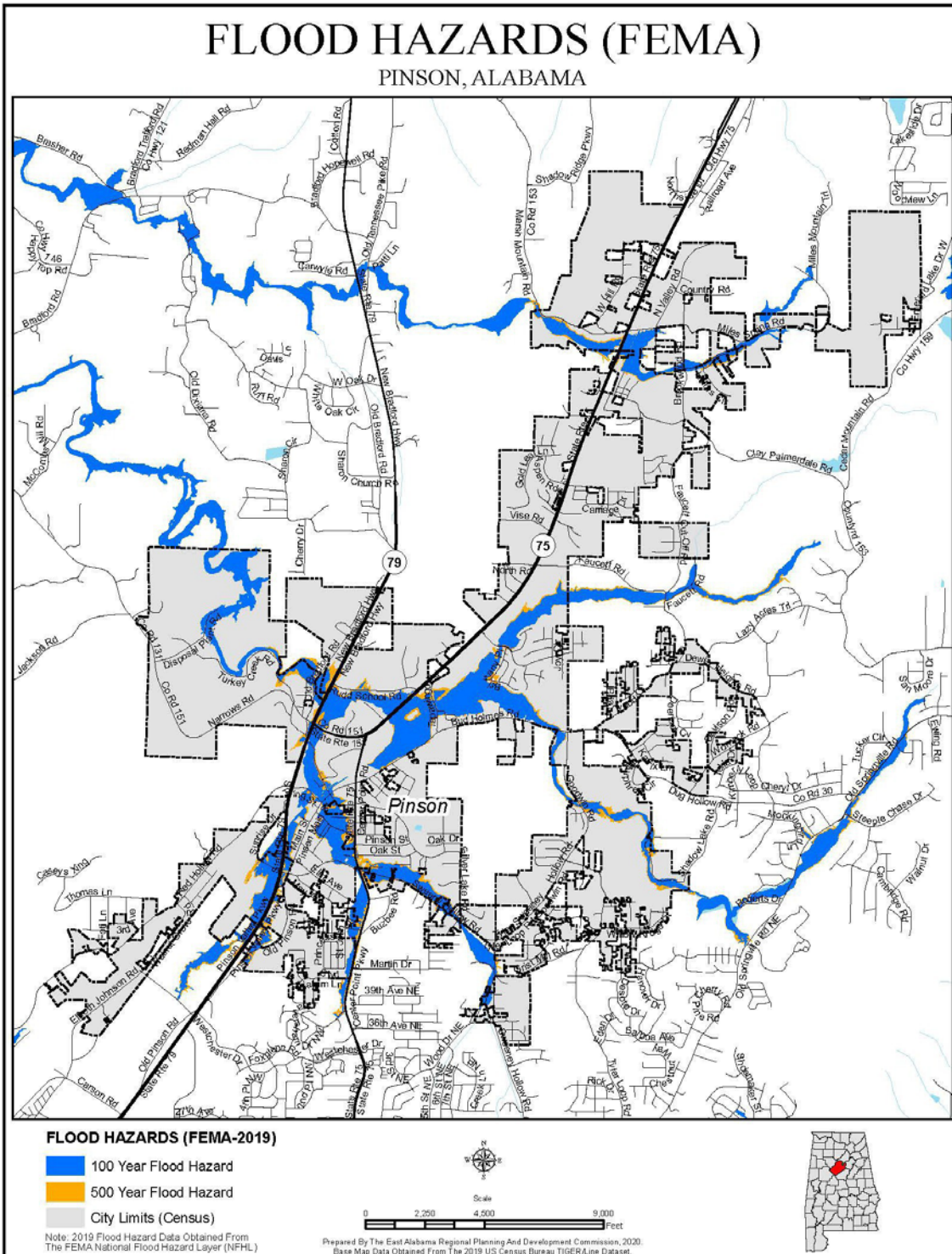


Figure 4.41: Pleasant Grove Flood Hazard Areas

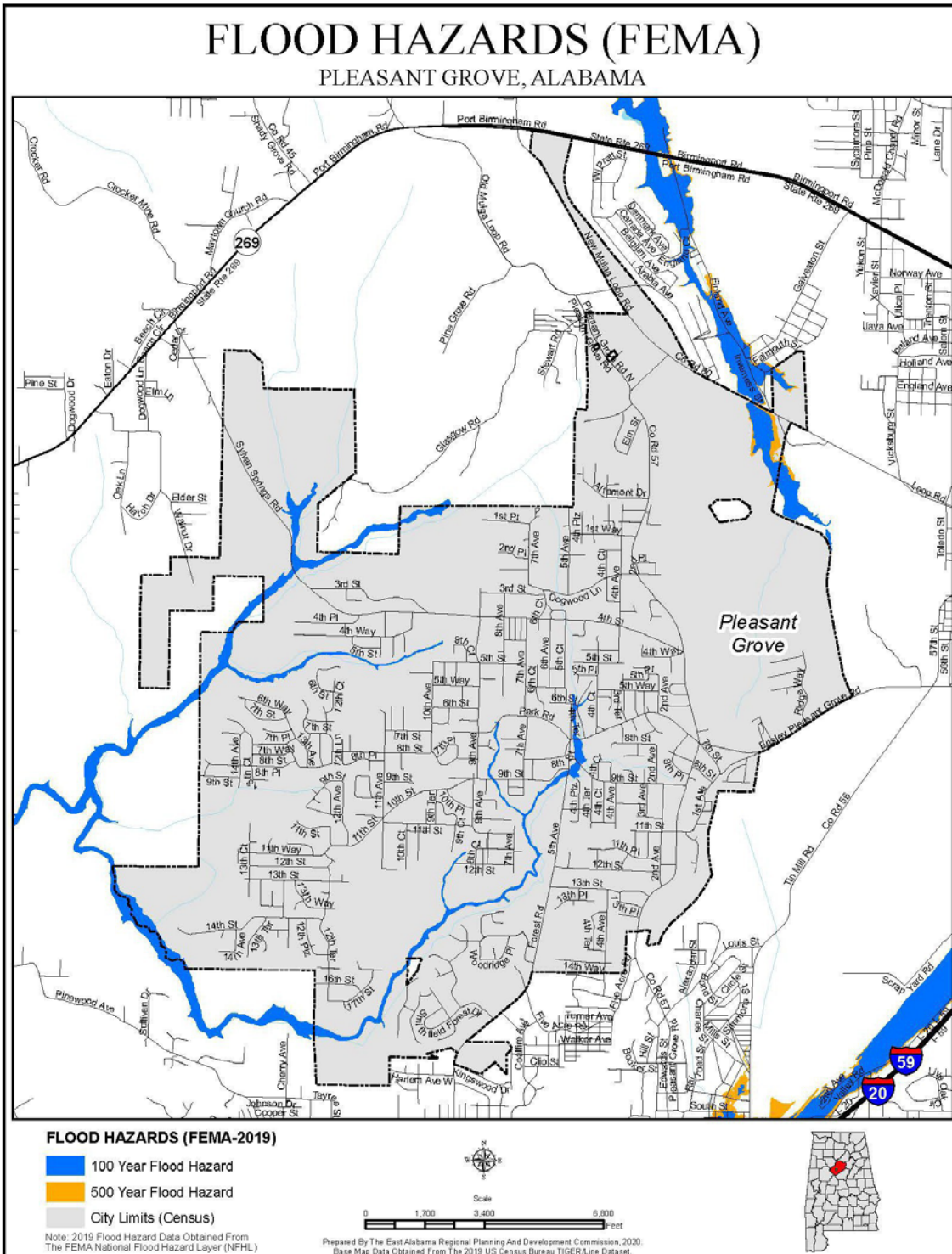


Figure 4.42: Sylvan Springs Flood Hazard Areas

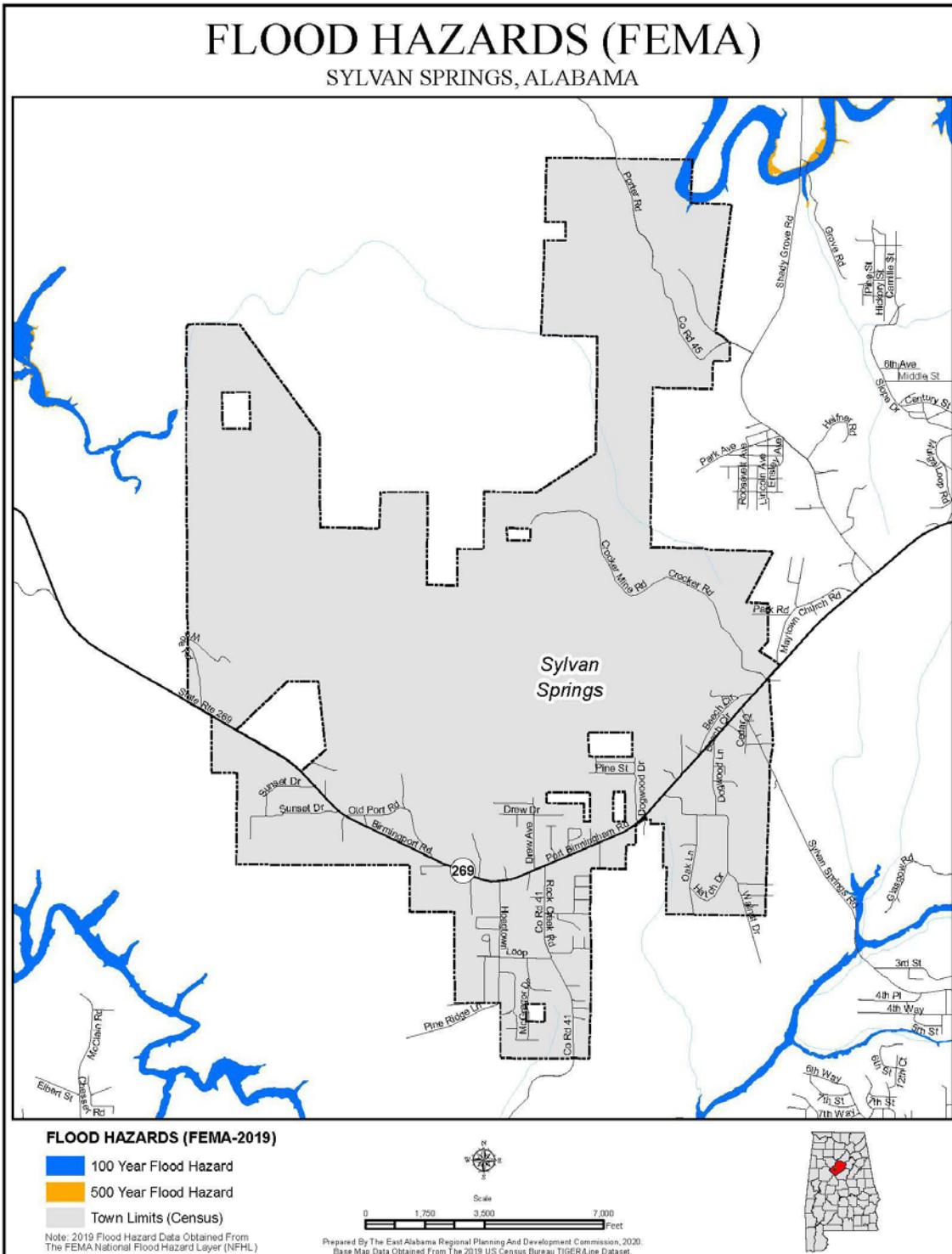


Figure 4.43: Tarrant Flood Hazard Areas

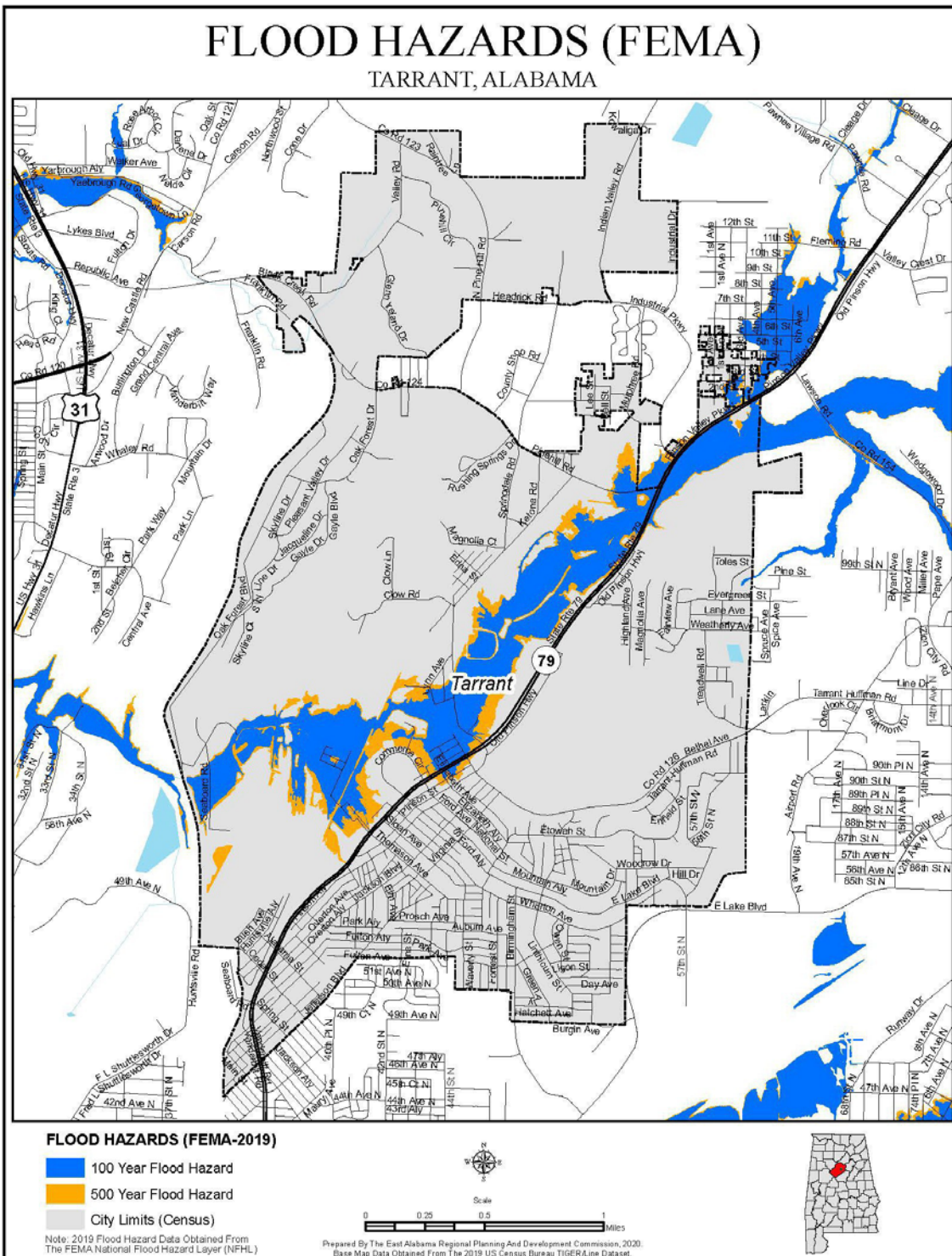


Figure 4.44: Trafford Flood Hazard Areas

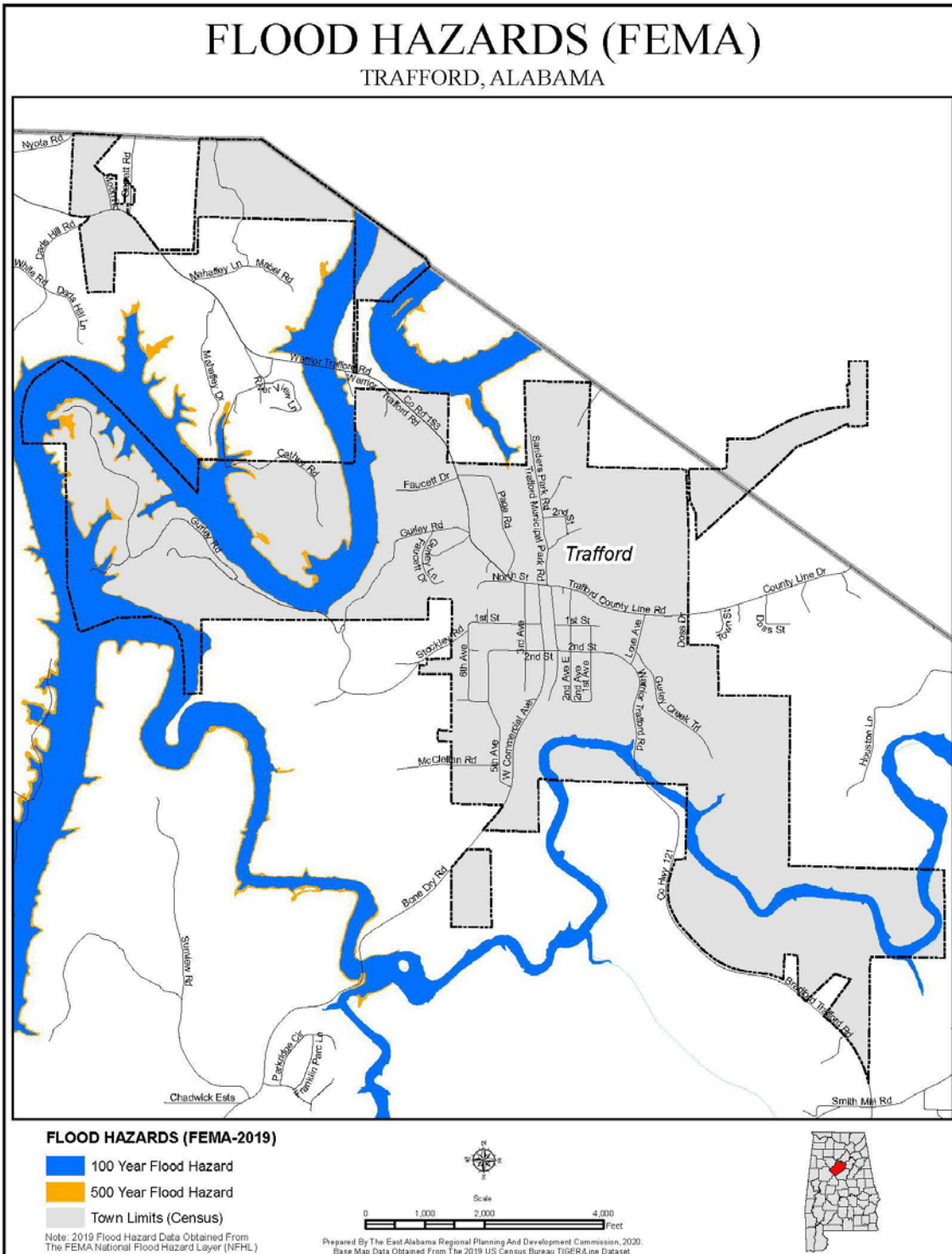


Figure 4.45: Trussville Flood Hazard Areas

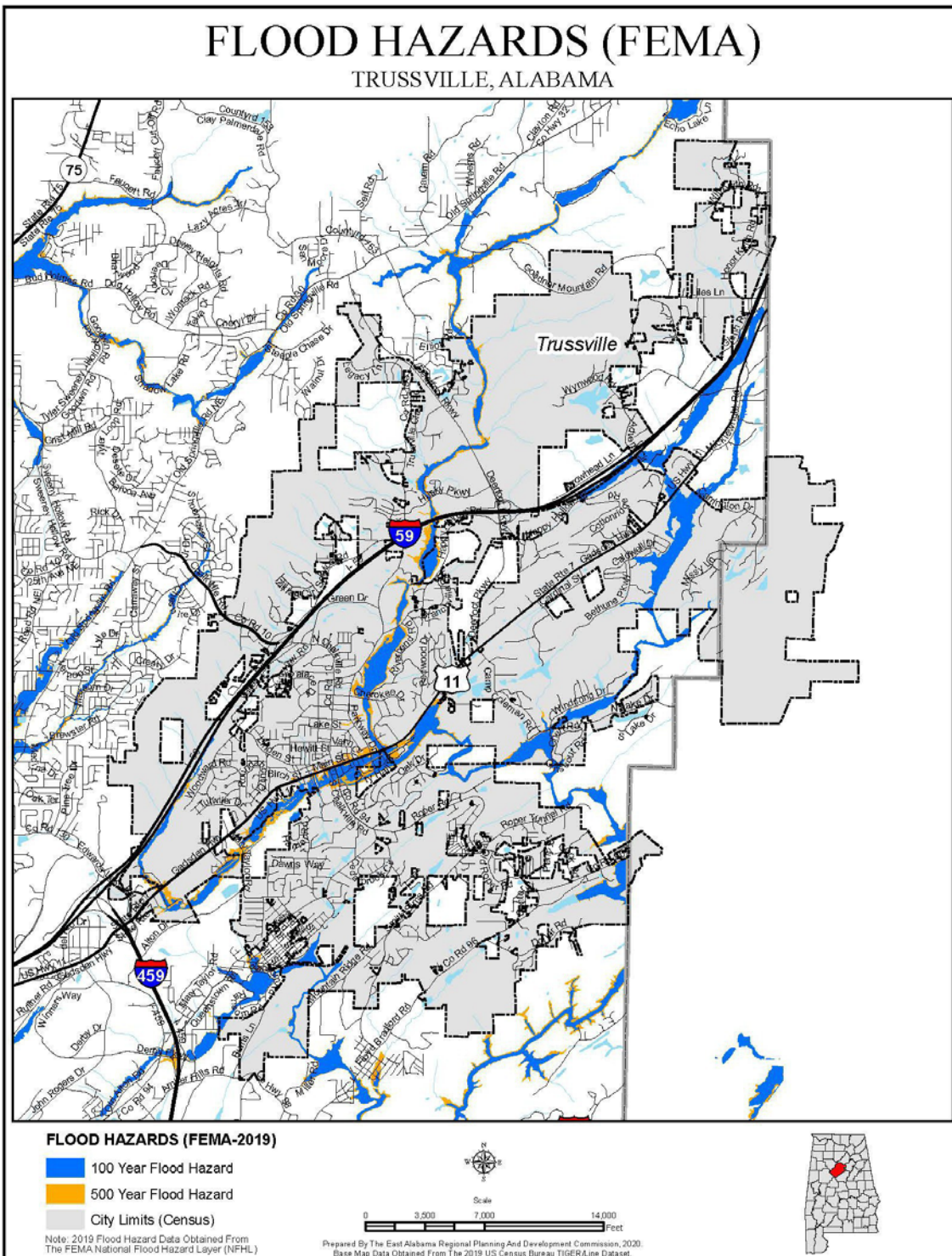


Figure 4.46: Vestavia Hills Flood Hazard Areas

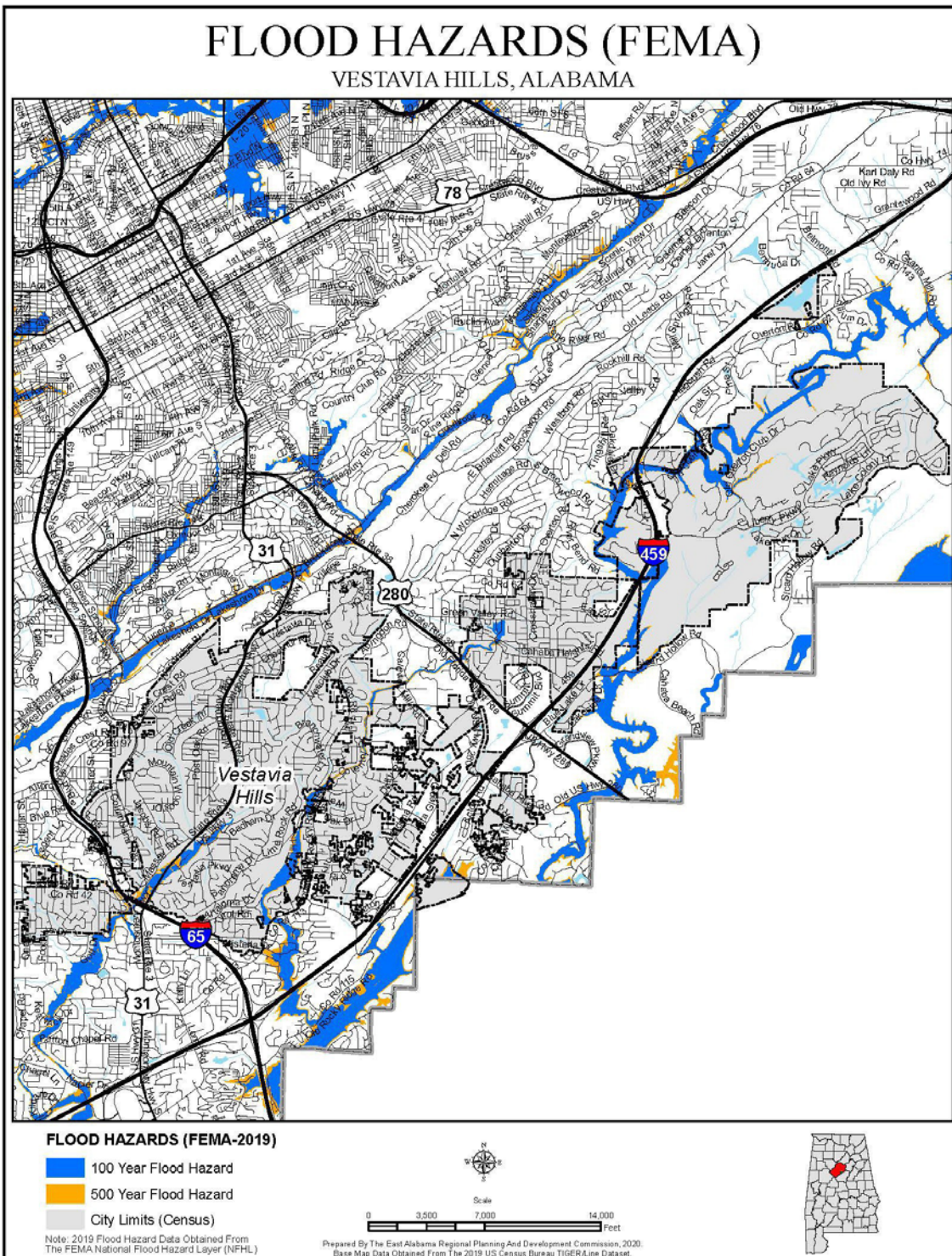


Figure 4.47: Warrior Flood Hazard Areas

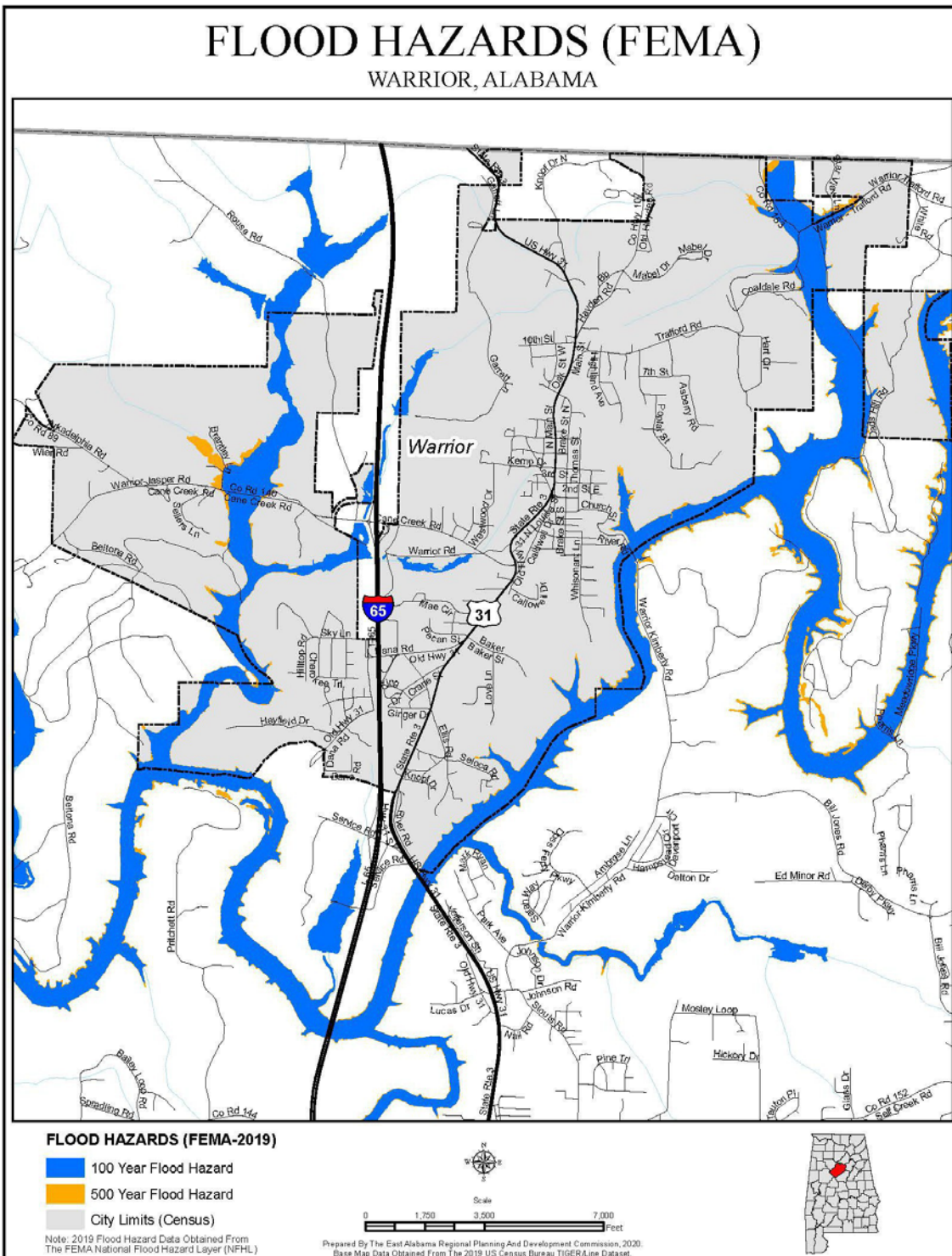


Figure 4.48: West Jefferson Flood Hazard Areas

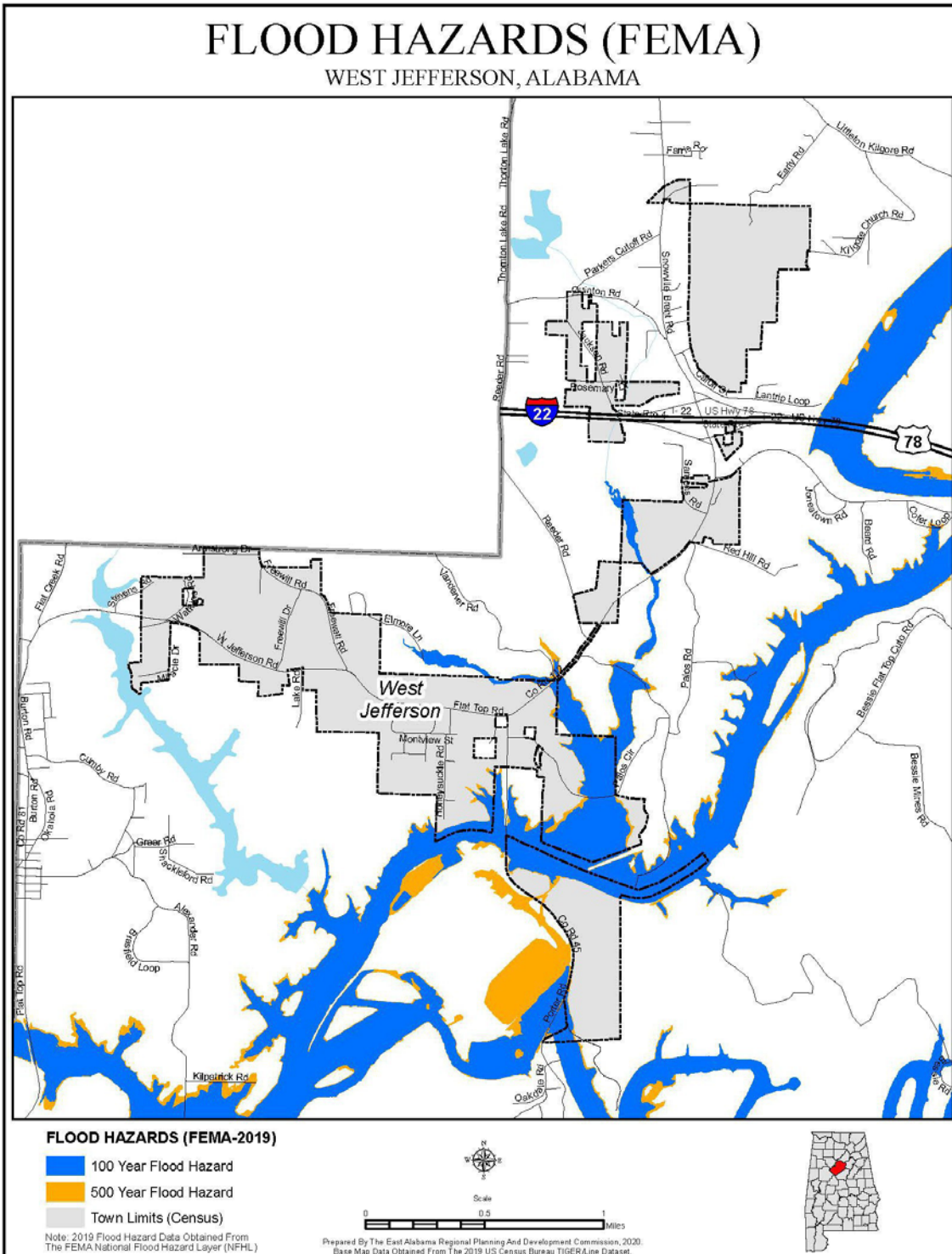


Figure 4.49: Randolph County Flood Hazard Areas

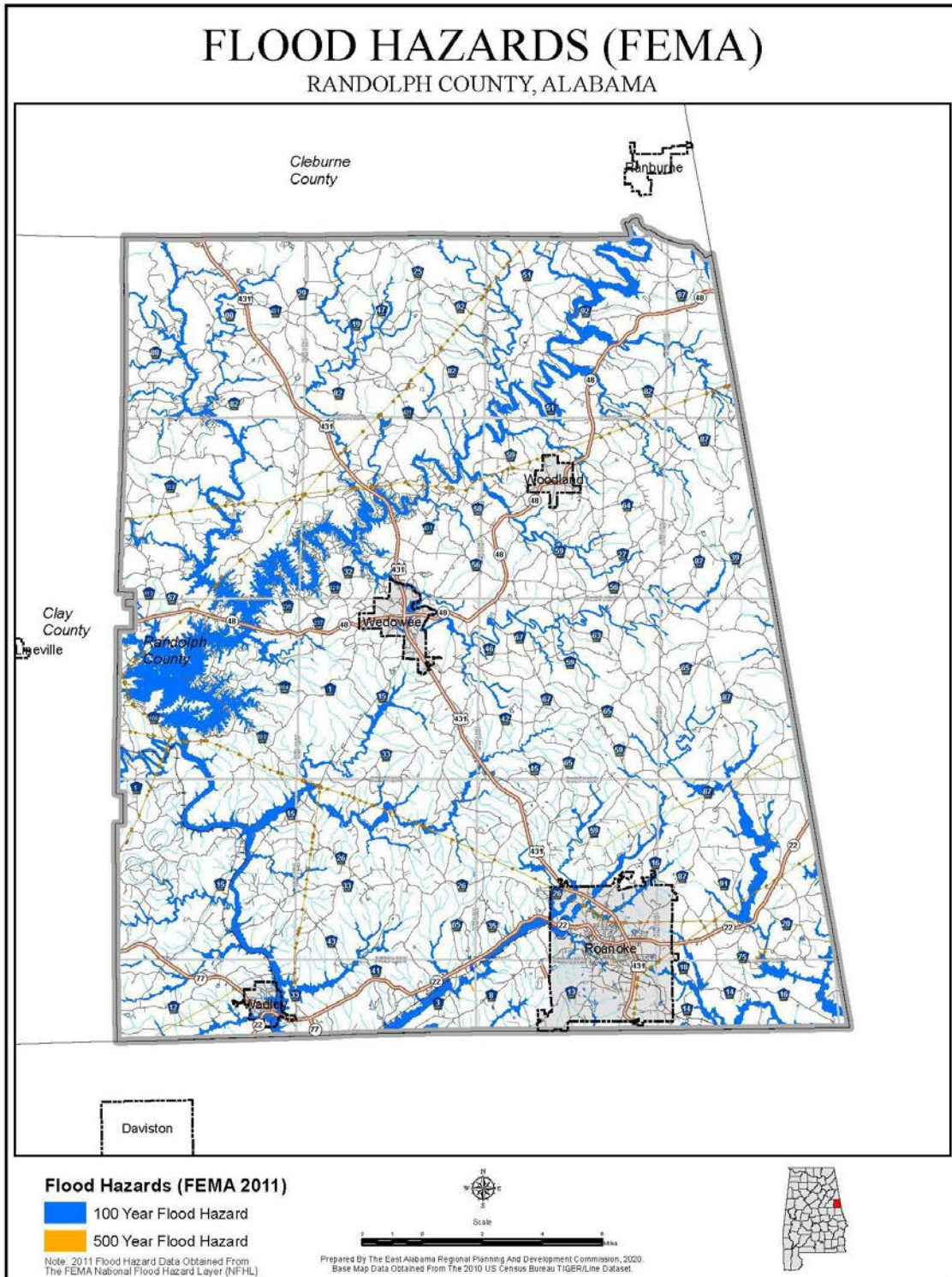


Figure 4.50: Roanoke Flood Hazard Areas

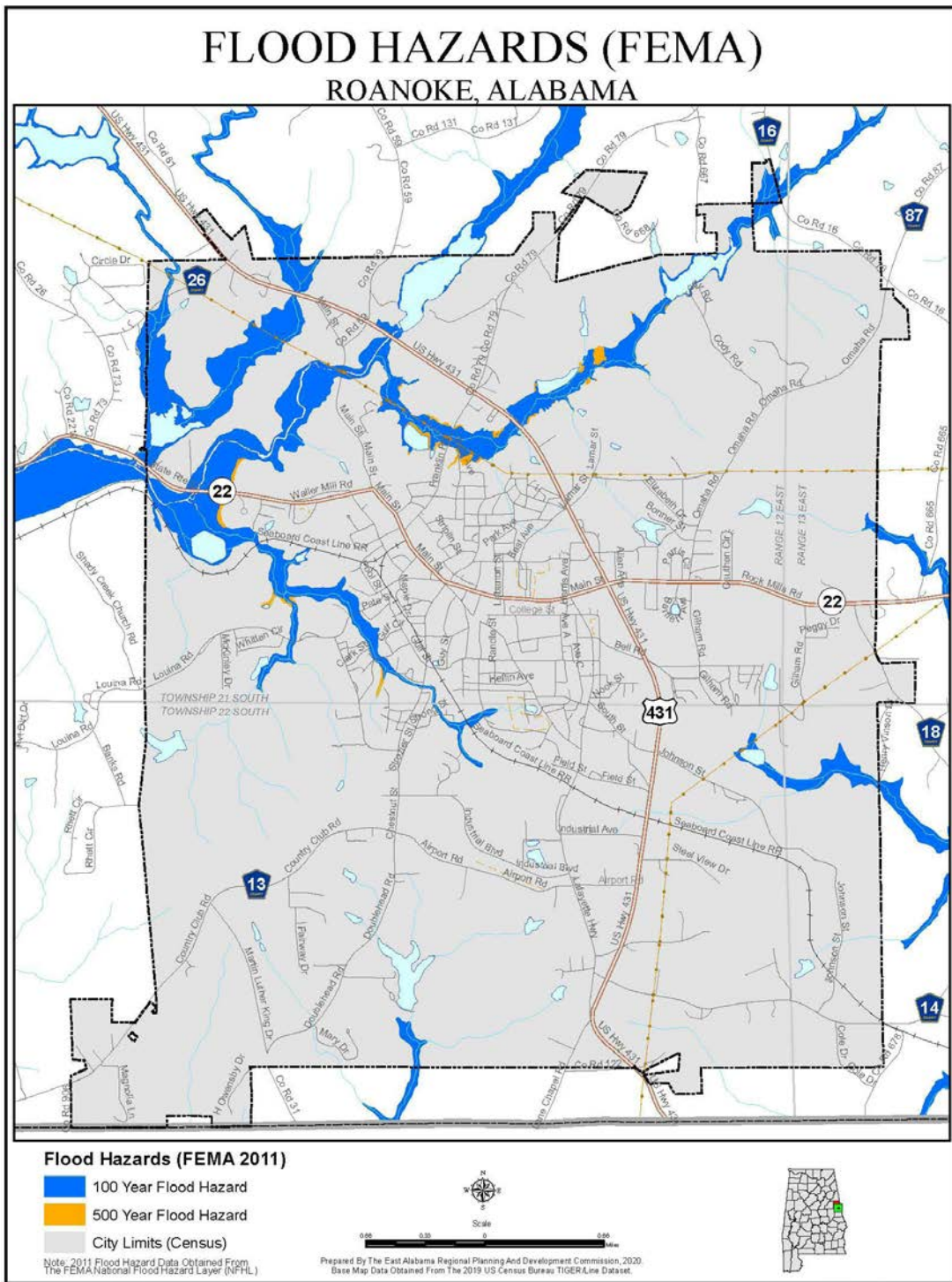


Figure 4.51: Wadley Flood Hazard Areas

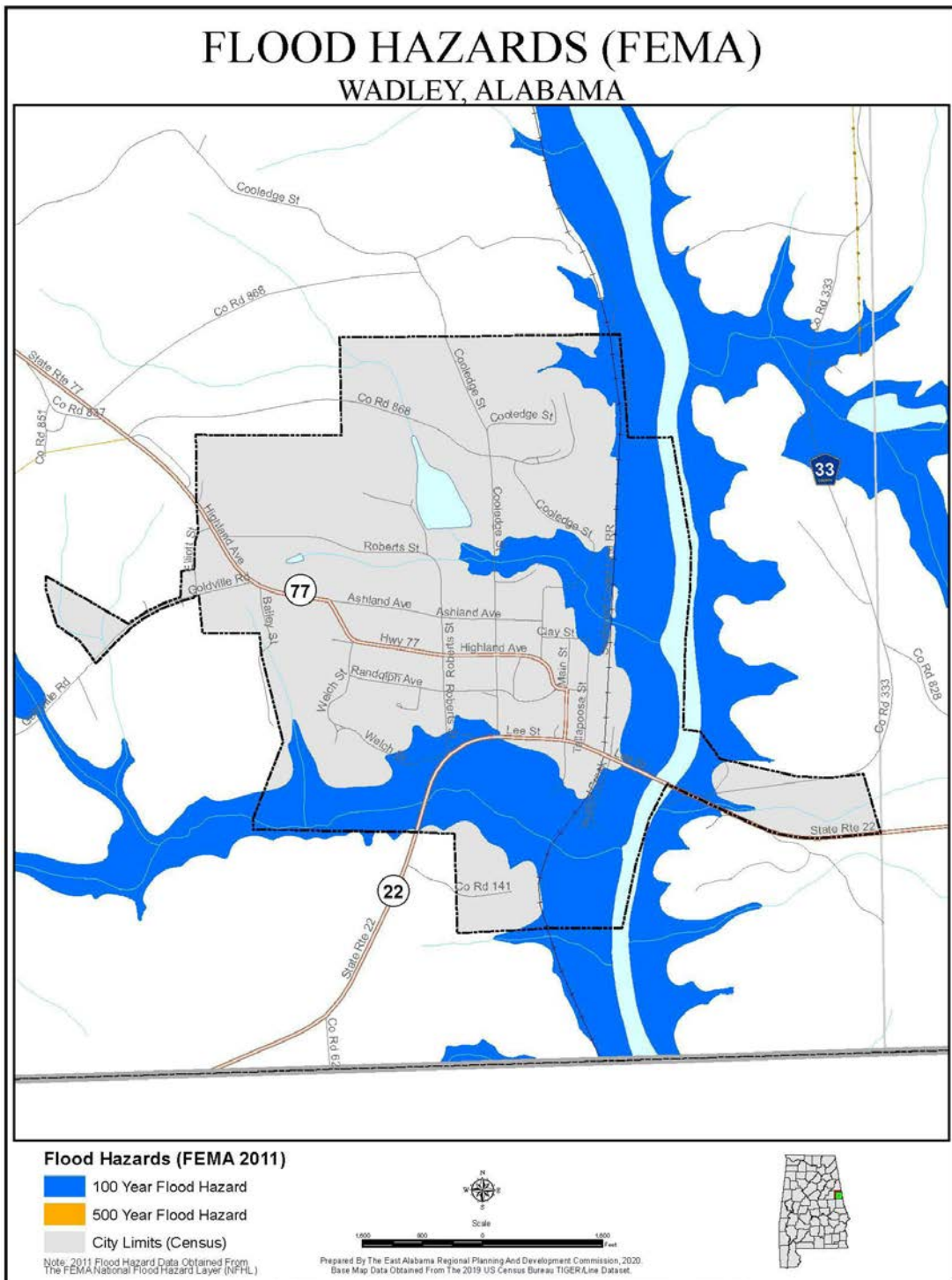


Figure 4.52: Wedowee Flood Hazard Areas

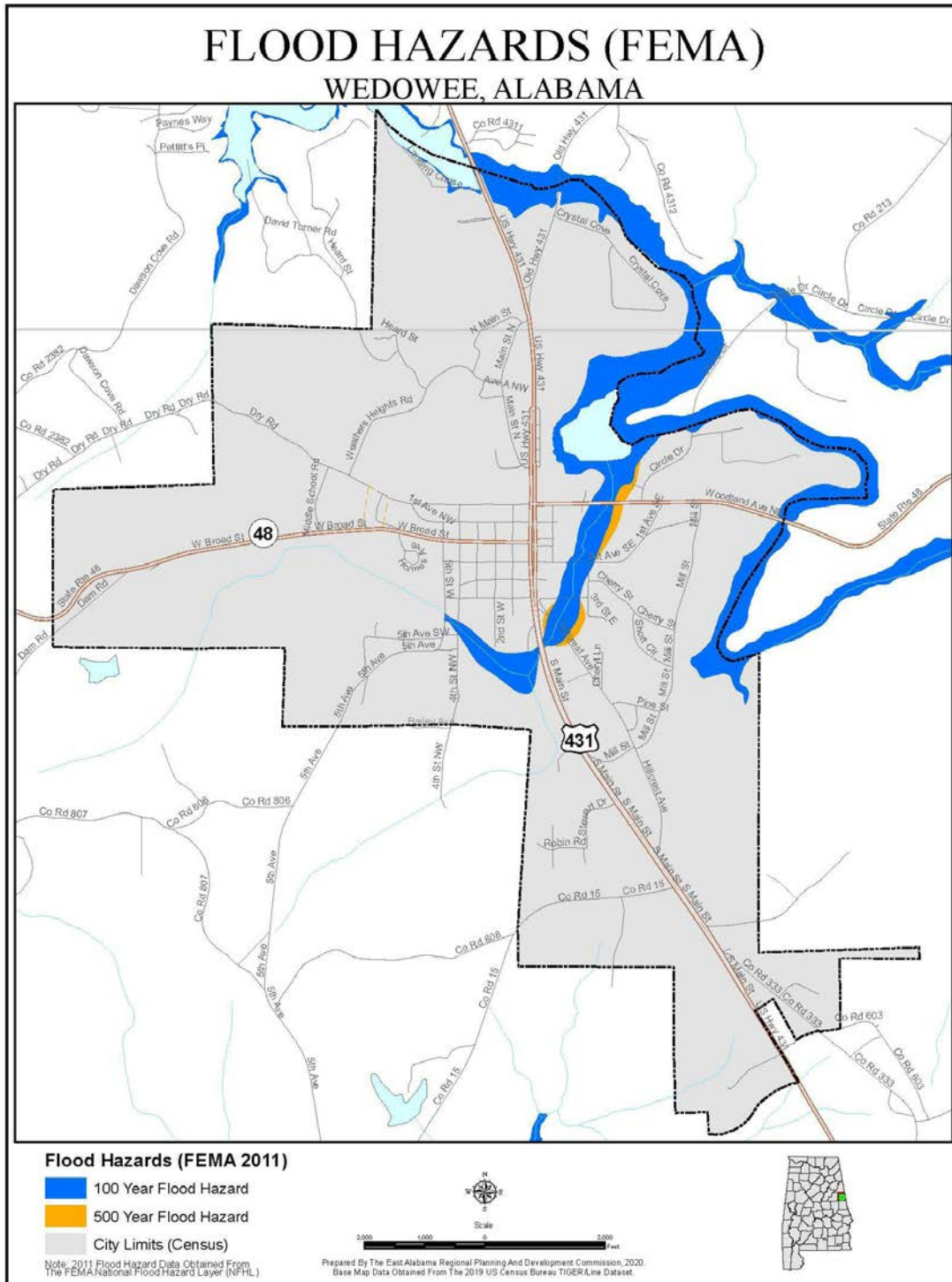


Figure 4.53: Woodland Flood Hazard Areas

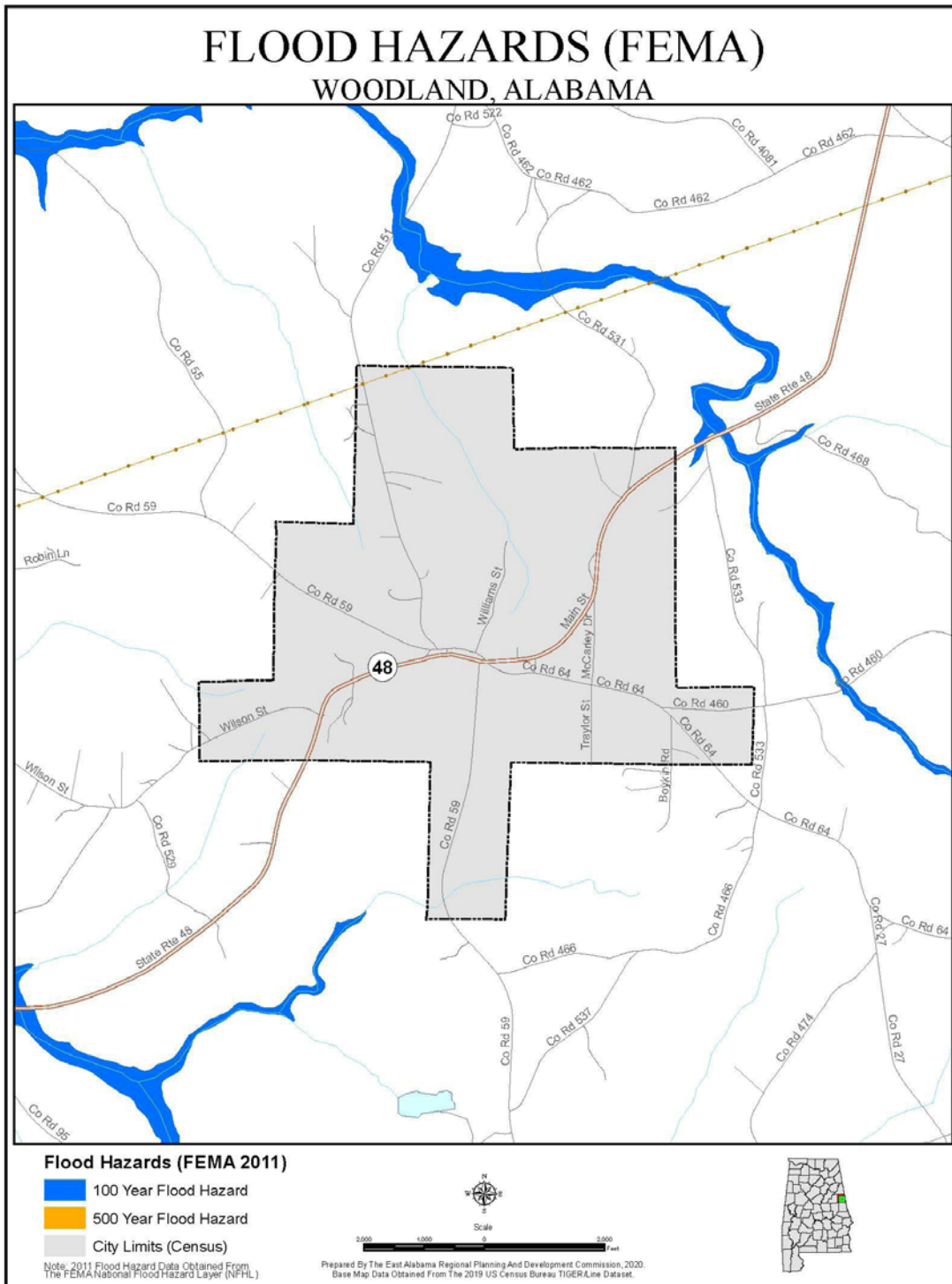


Figure 4.54: St. Clair County Flood Hazard Areas

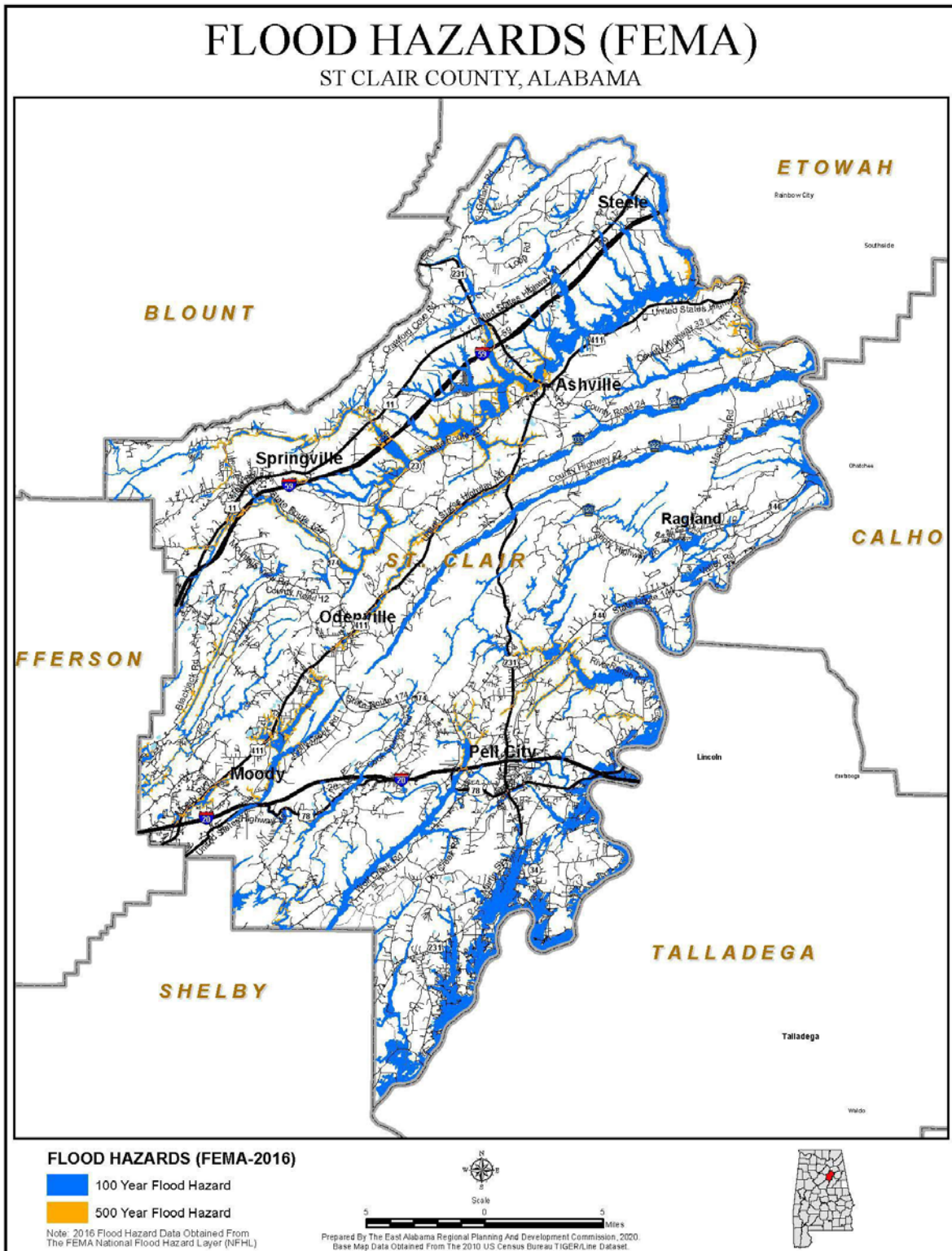


Figure 4.55: Argo Flood Hazard Areas

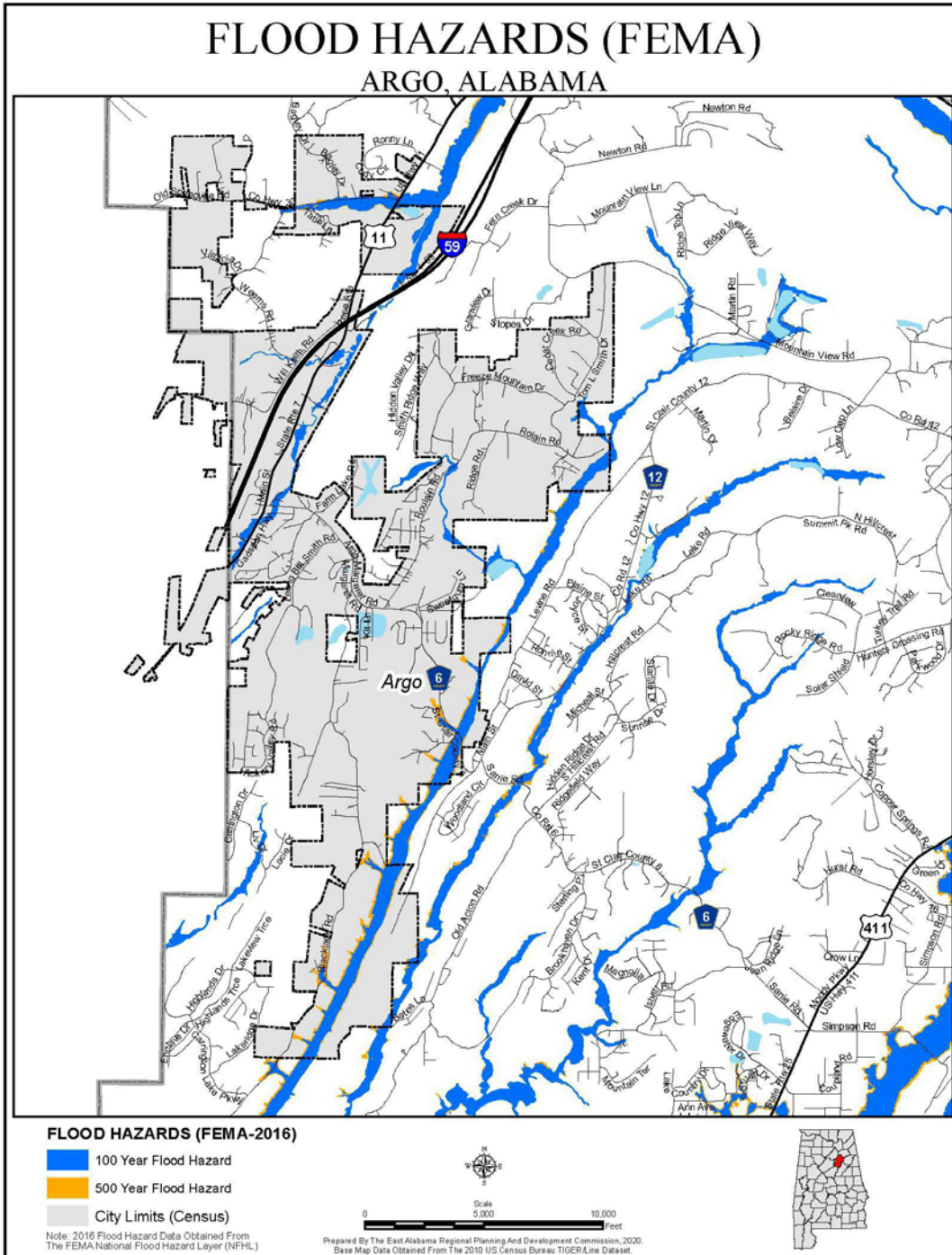


Figure 4.56: Ashville Flood Hazard Areas

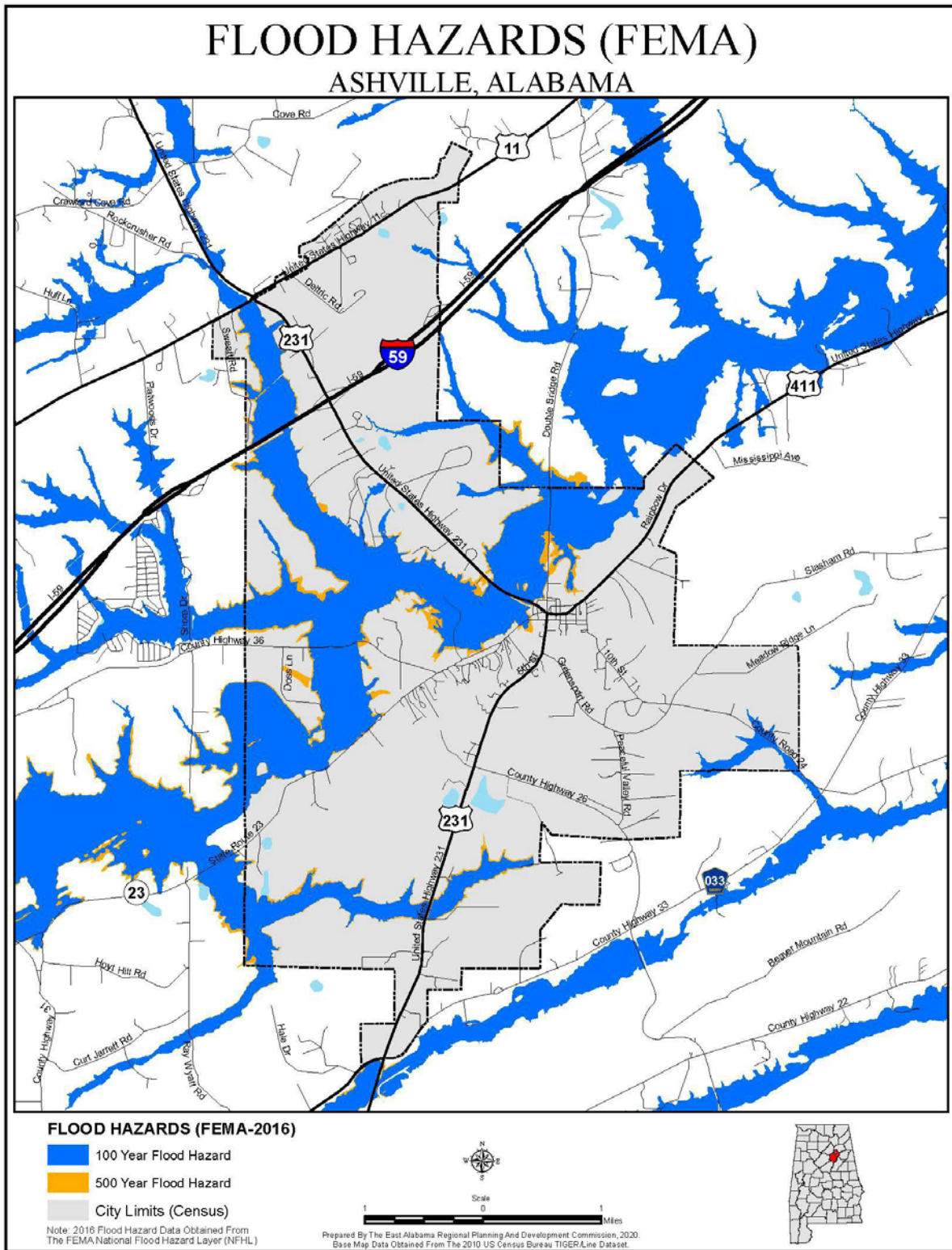


Figure 4.57: Margaret Flood Hazard Areas

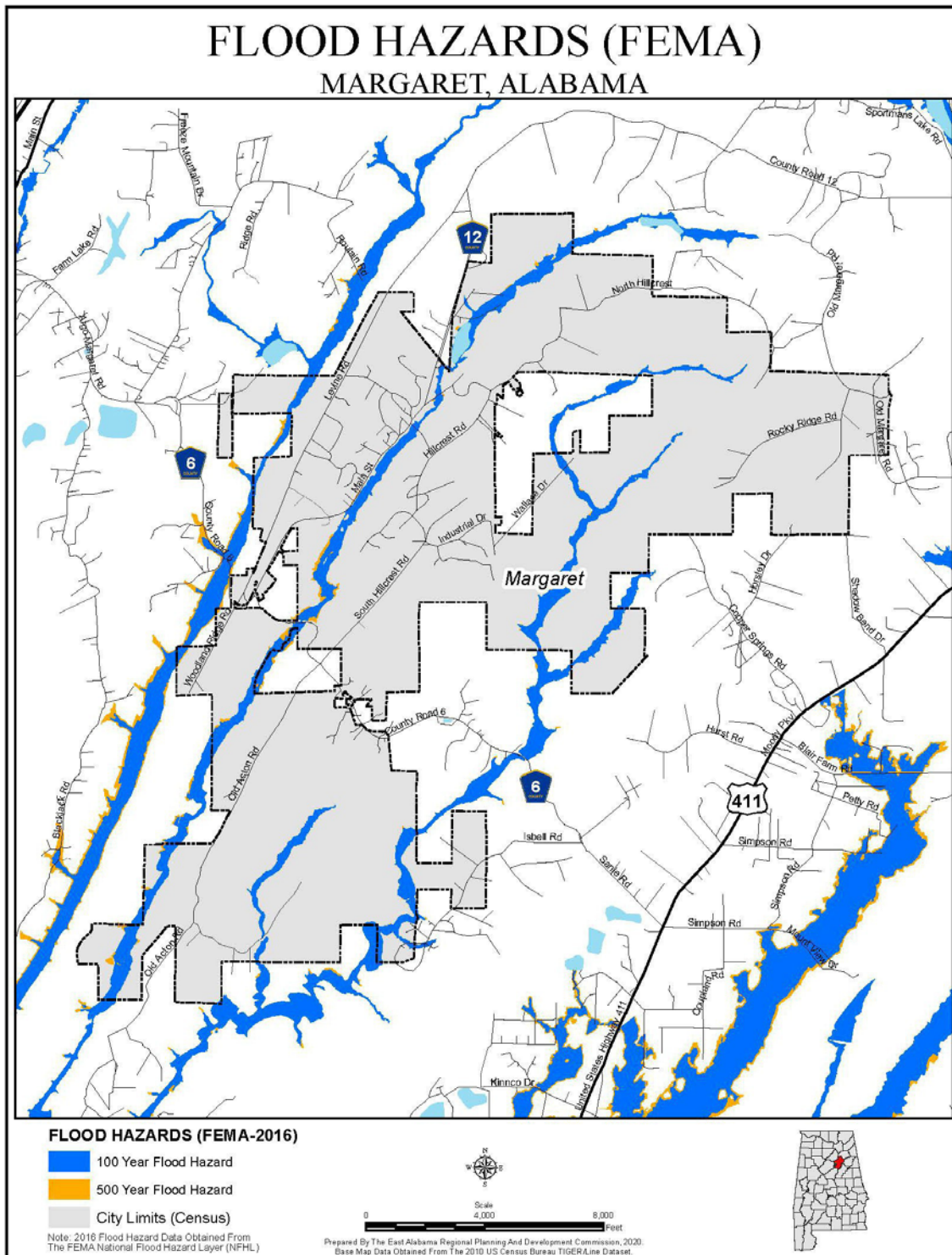


Figure 4.58: Moody Flood Hazard Areas

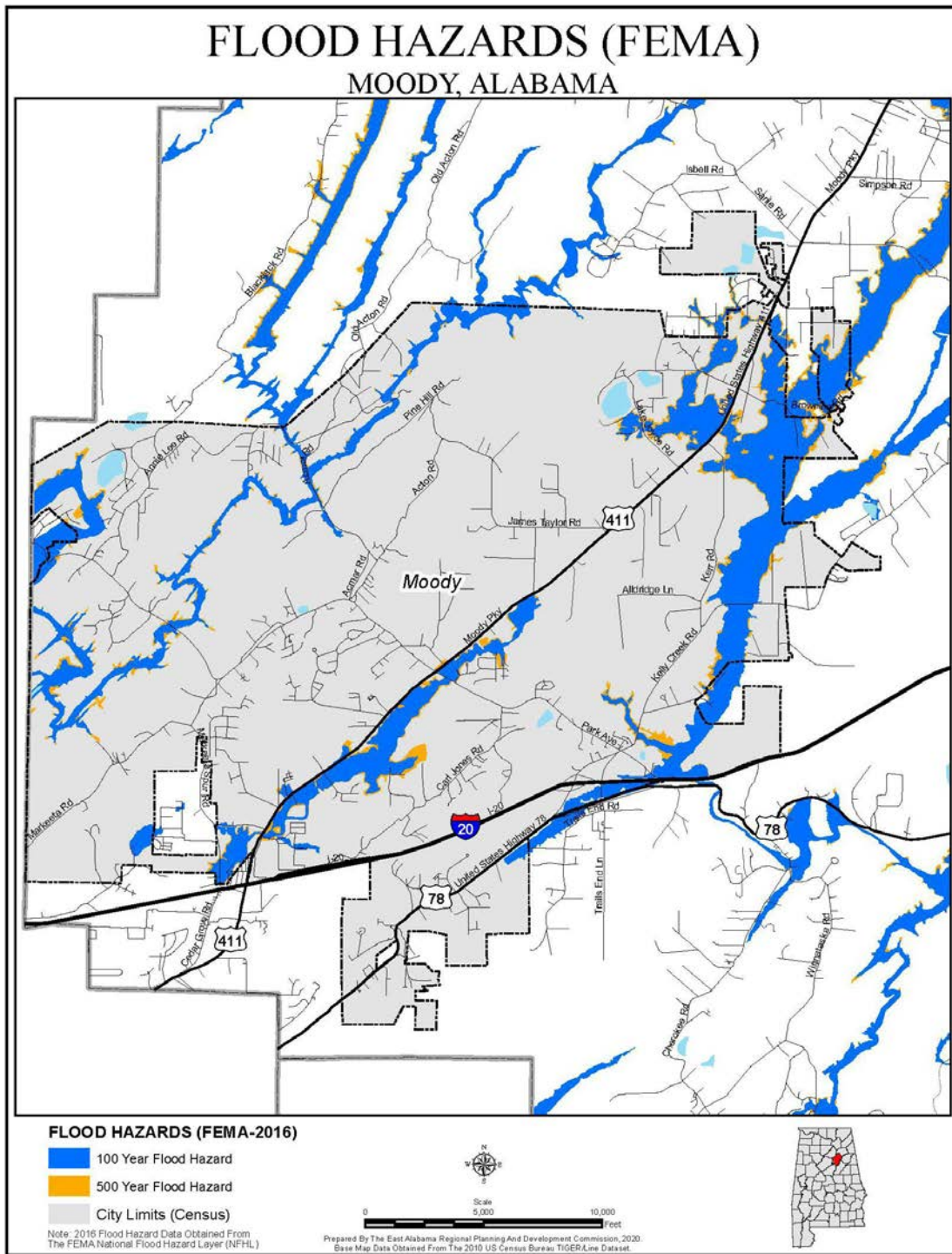


Figure 4.59: Odenville Flood Hazard Areas

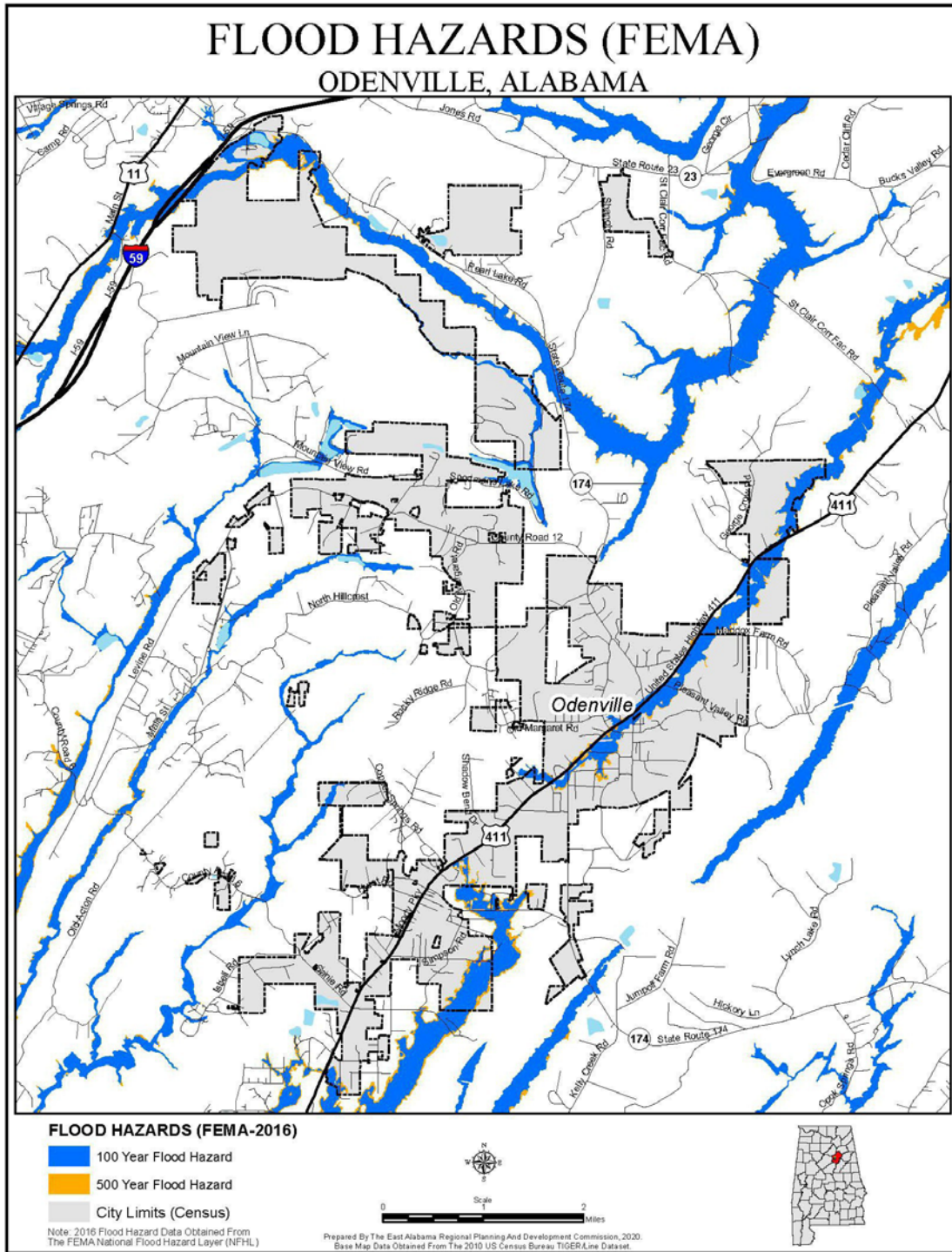


Figure 4.60: Pell City Flood Hazard Areas

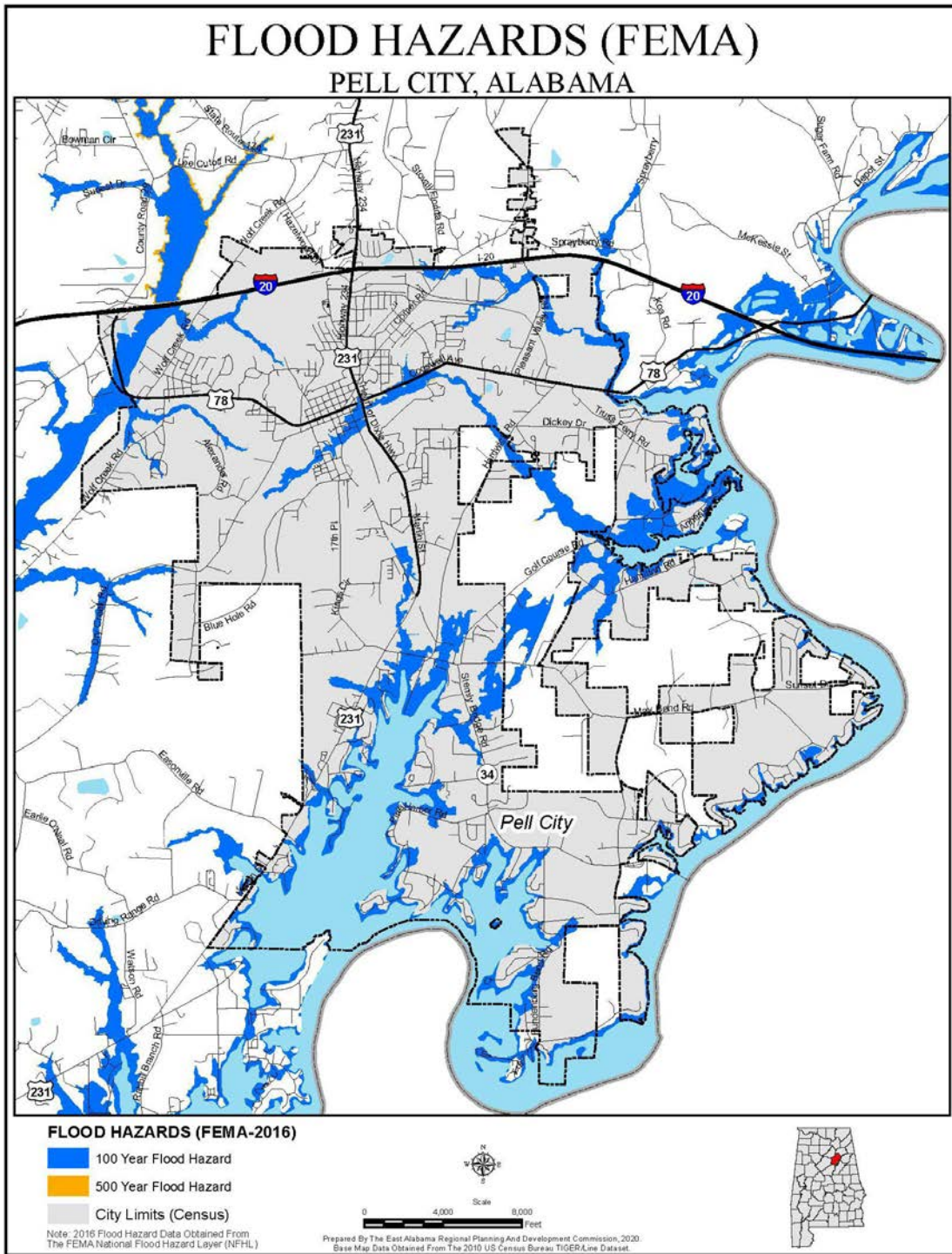


Figure 4.61: Ragland Flood Hazard Areas

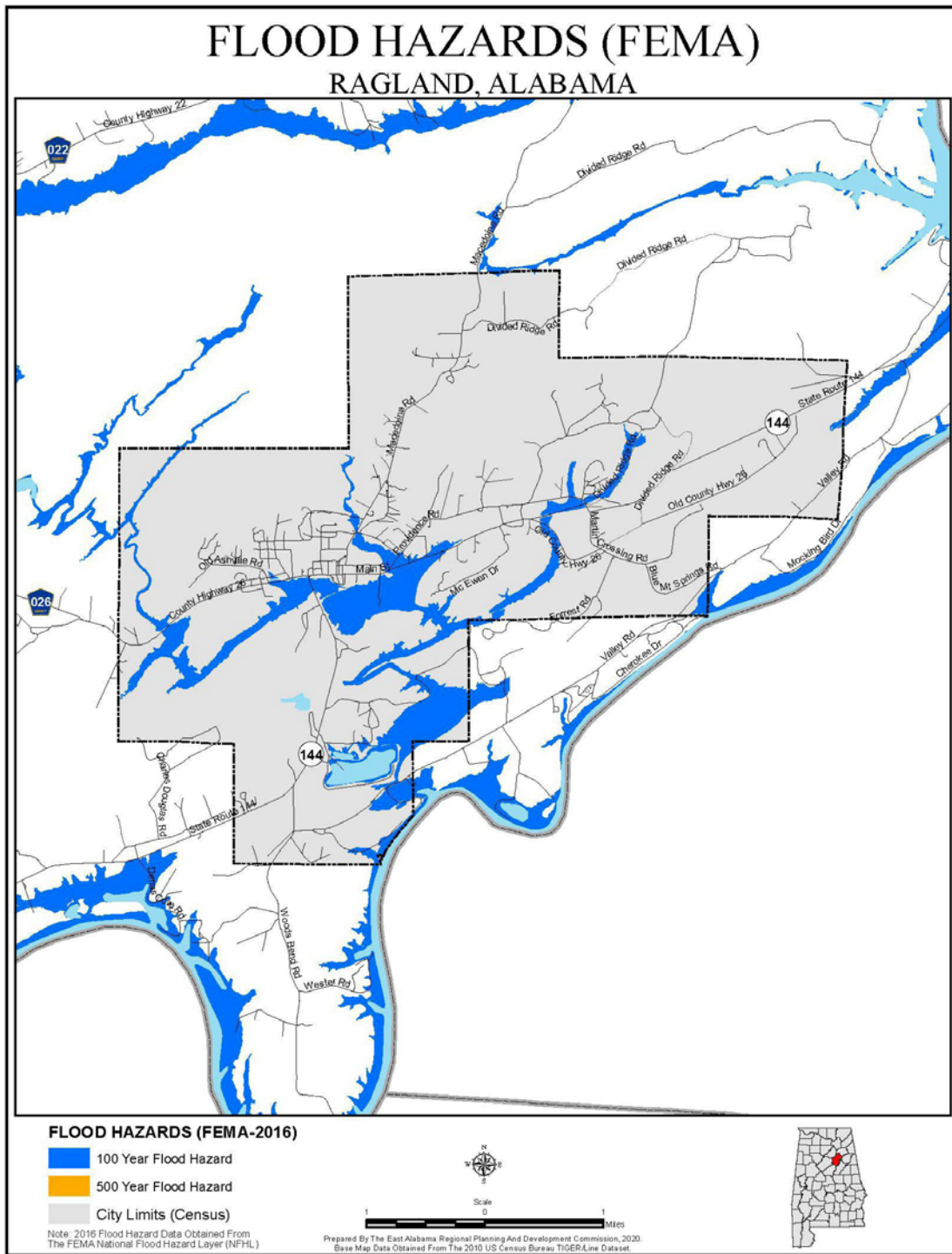


Figure 4.62: Riverside Flood Hazard Areas

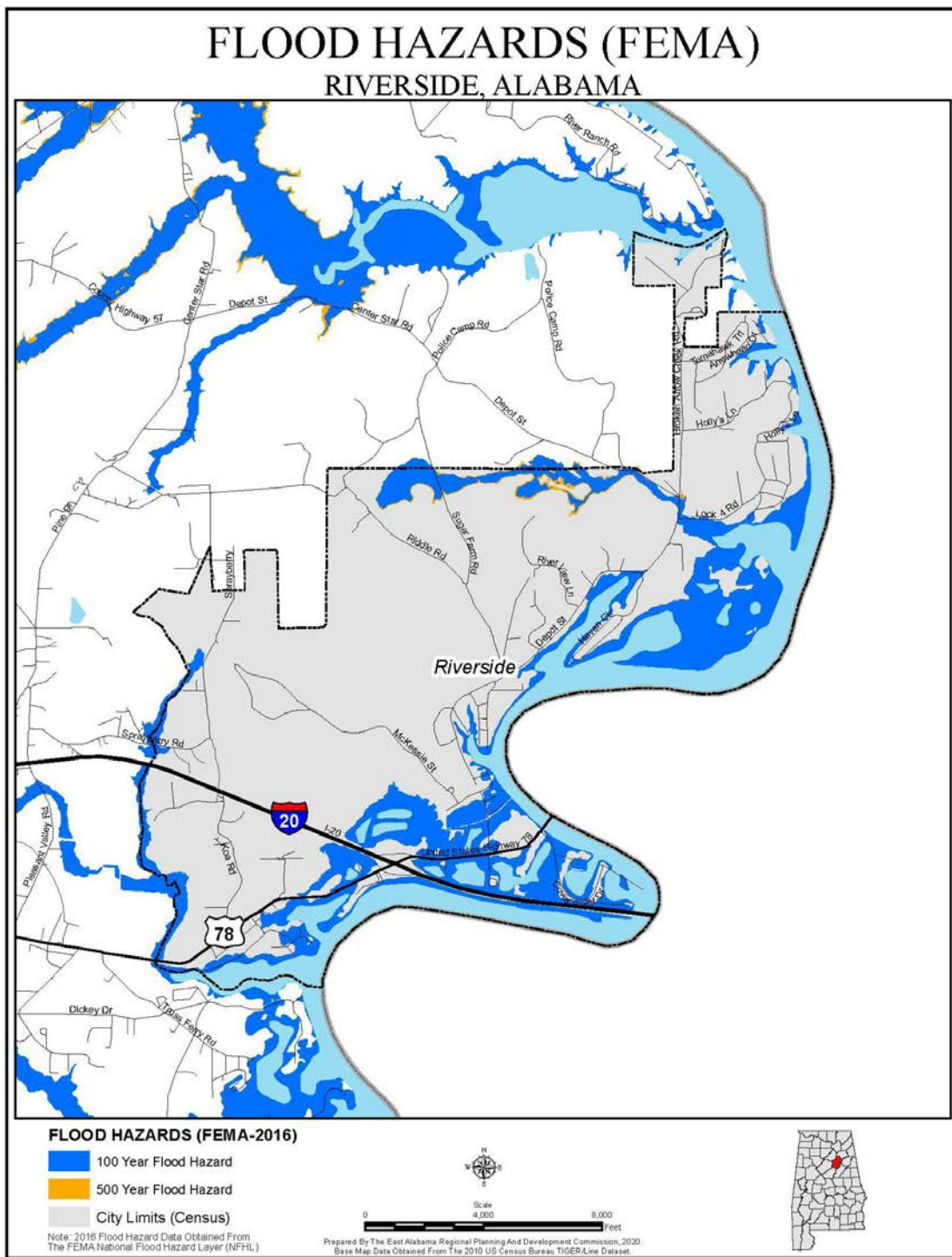


Figure 4.63: Springville Flood Hazard Areas

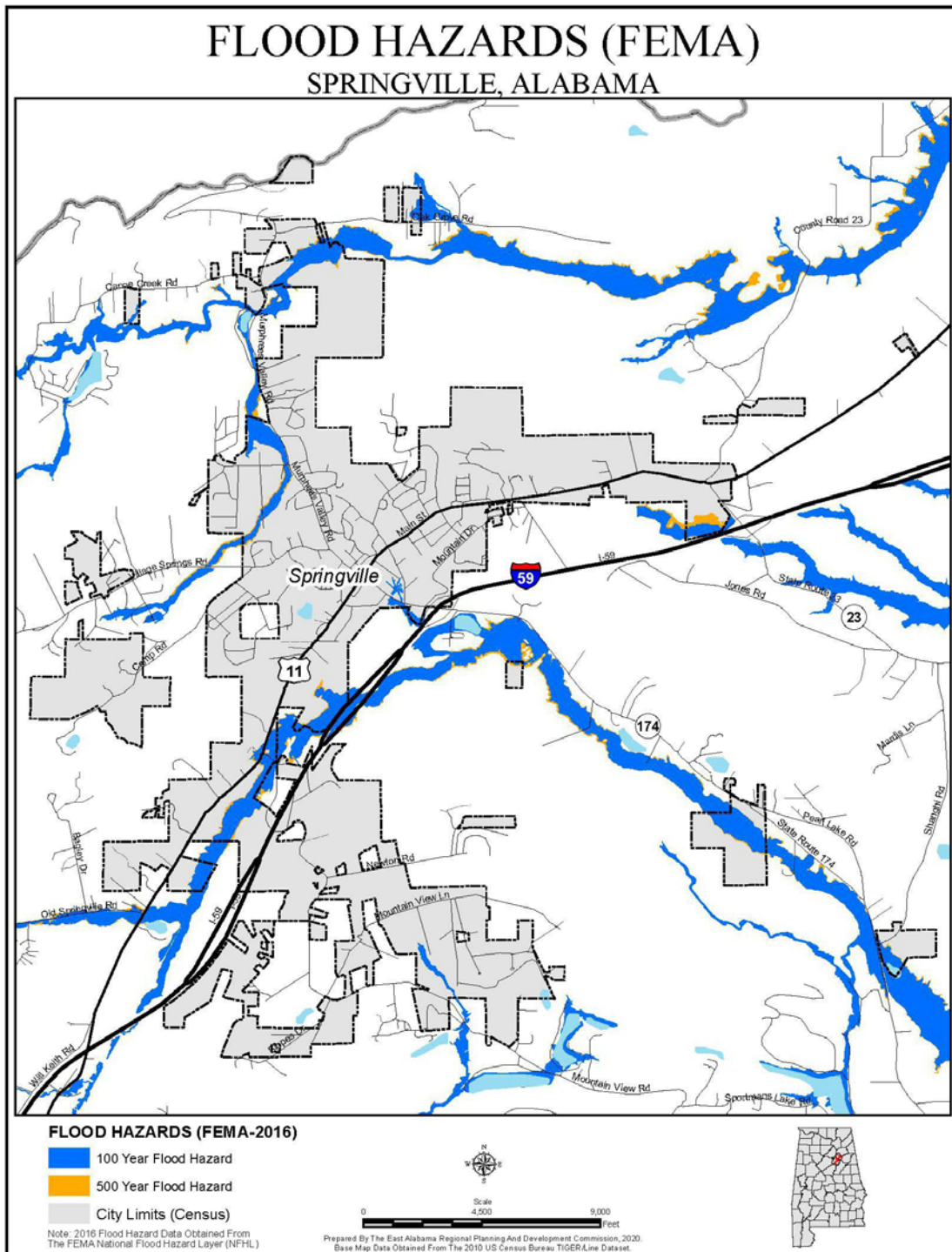


Figure 4.64: Steele Flood Hazard Areas

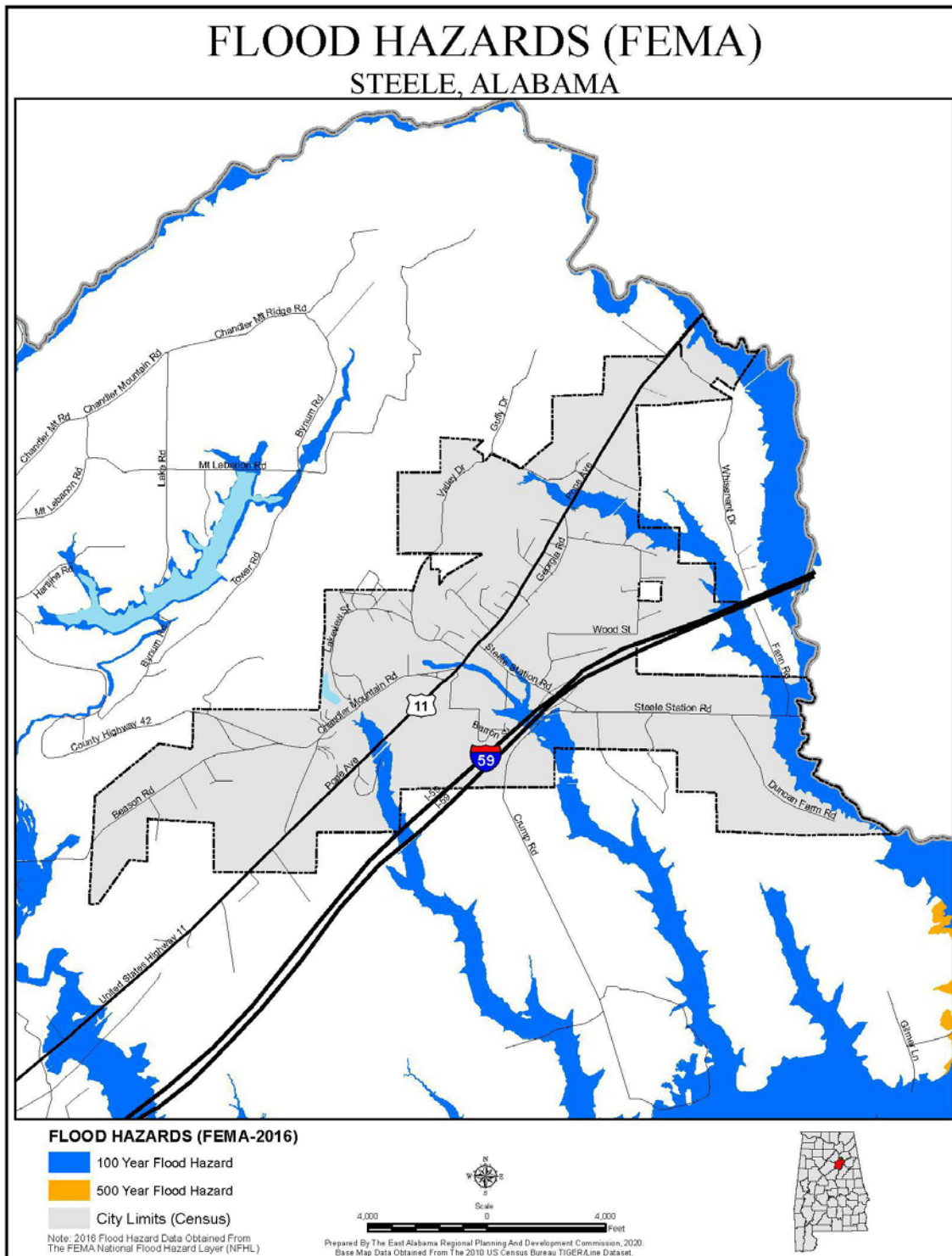


Figure 4.65: Cleburne County Flood Hazard Areas

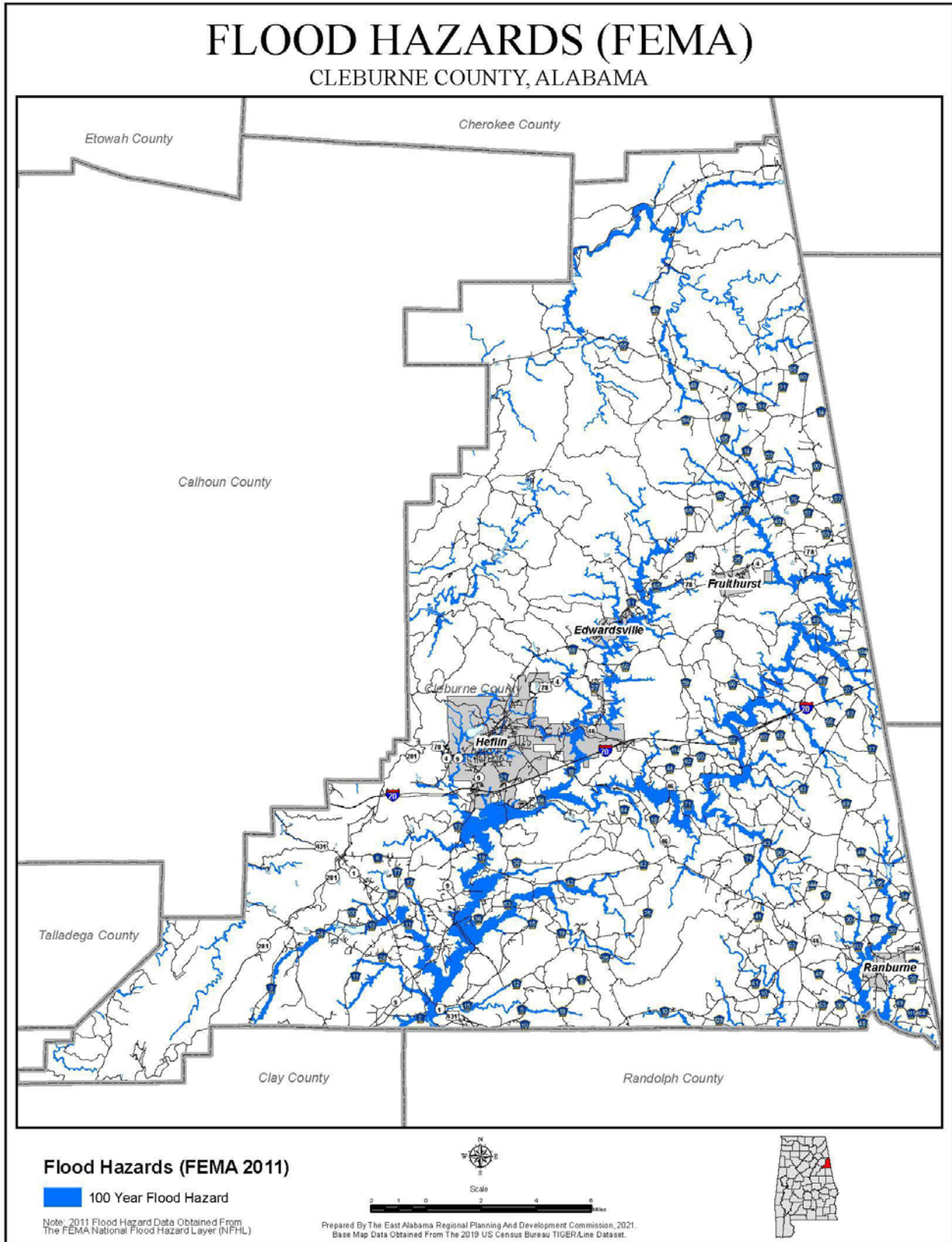


Figure 4.66: Edwardsville Flood Hazard Areas

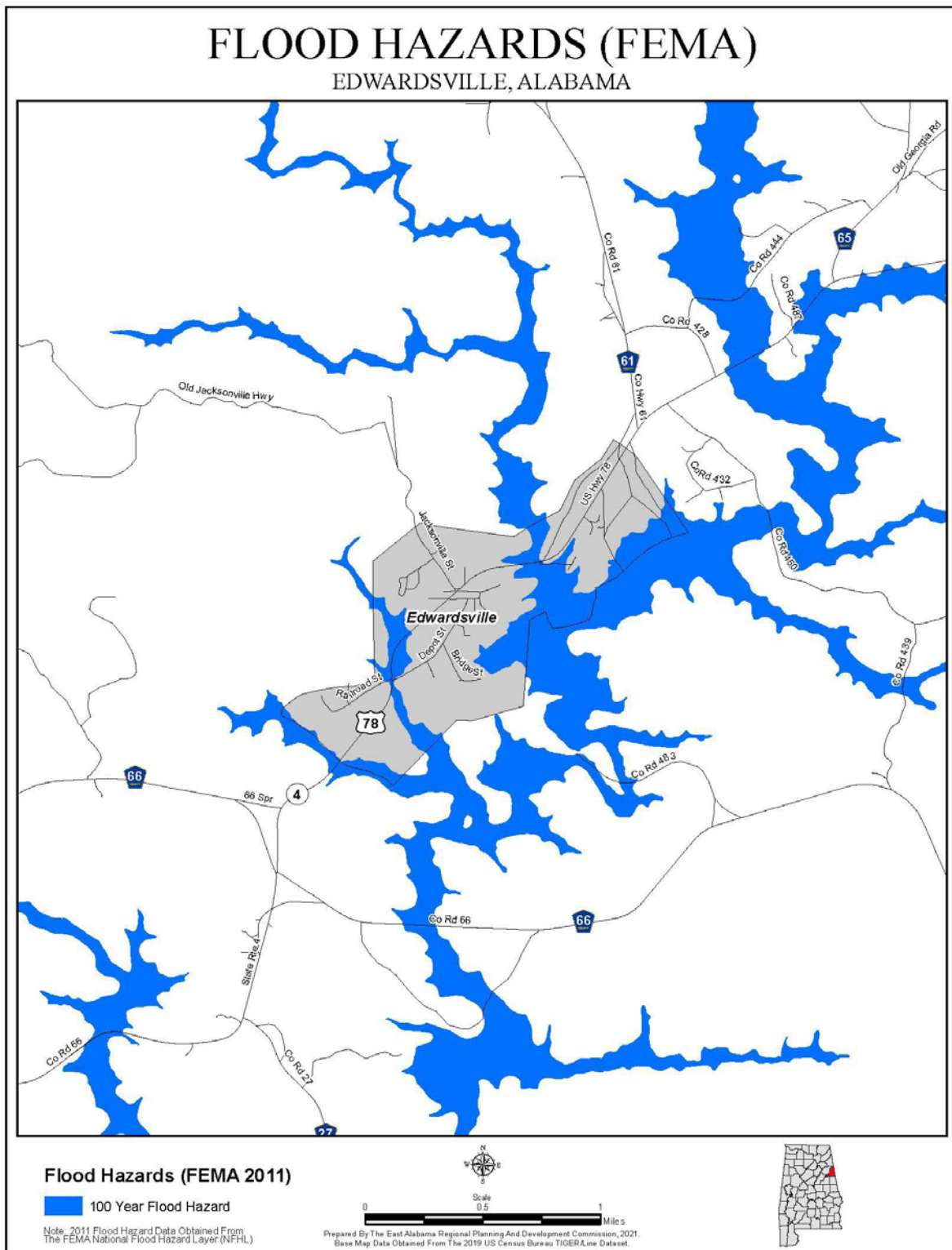


Figure 4.67: Fruithurst Flood Hazard Areas

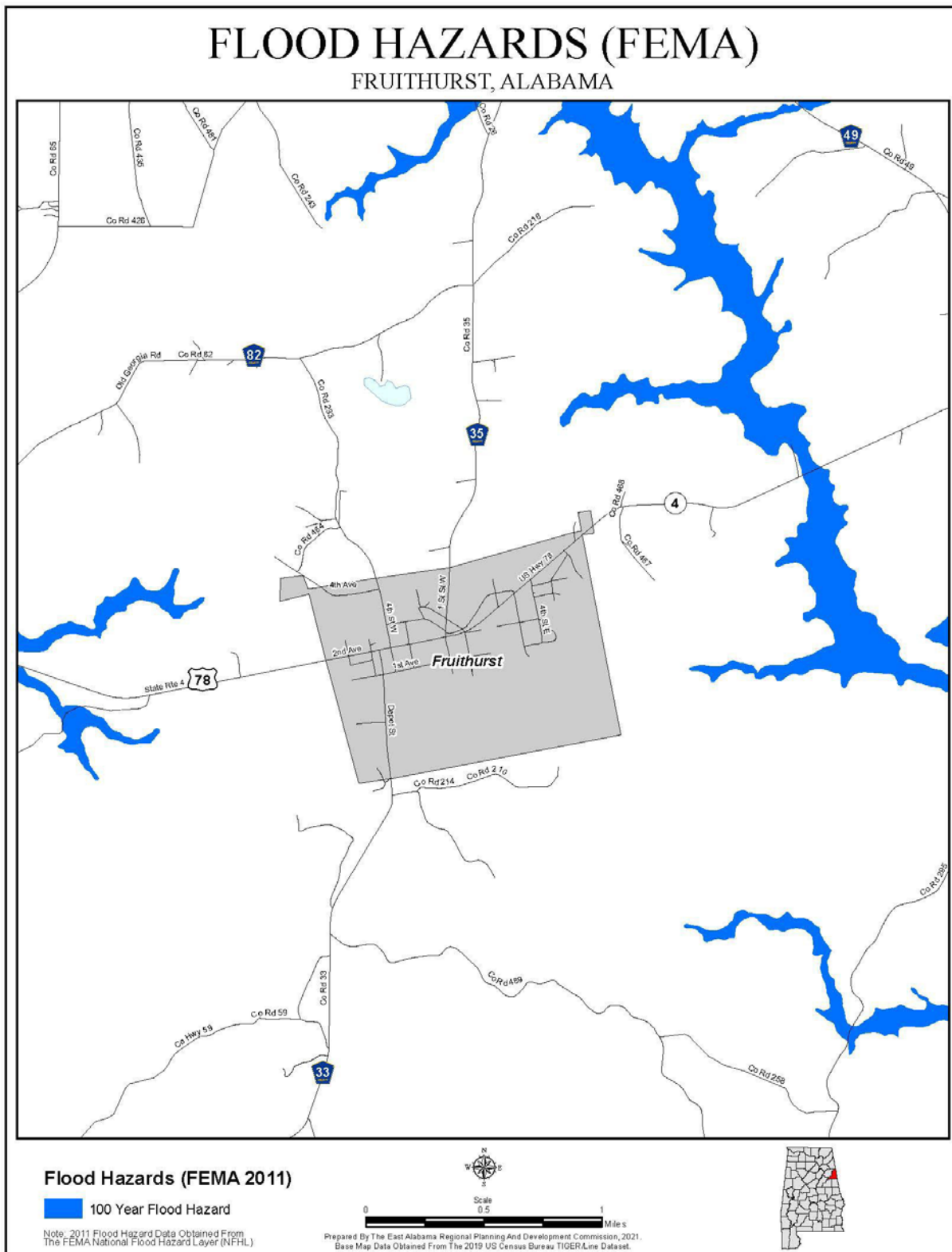


Figure 4.68: Heflin Flood Hazard Areas

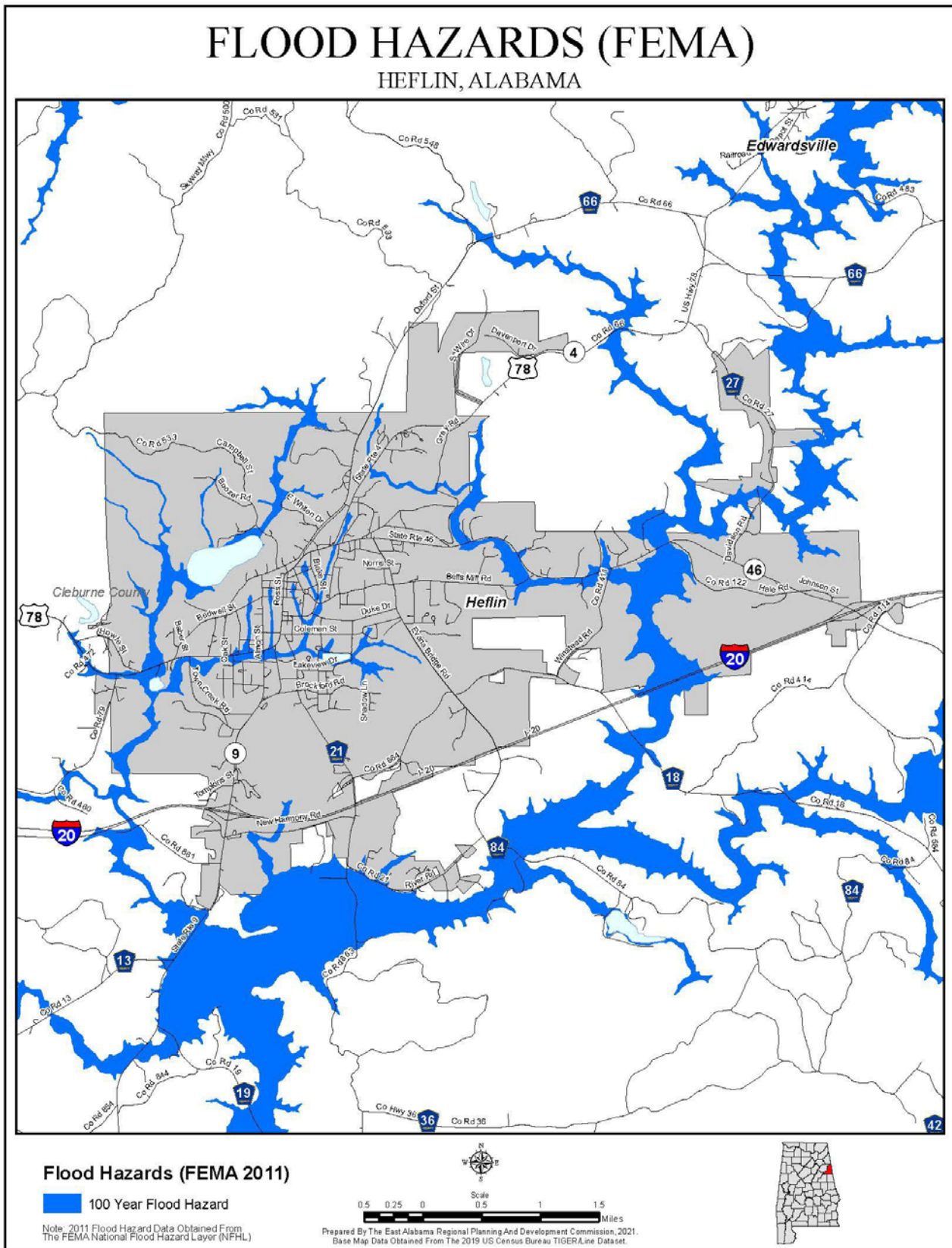


Figure 4.69: Ranburne Flood Hazard Areas

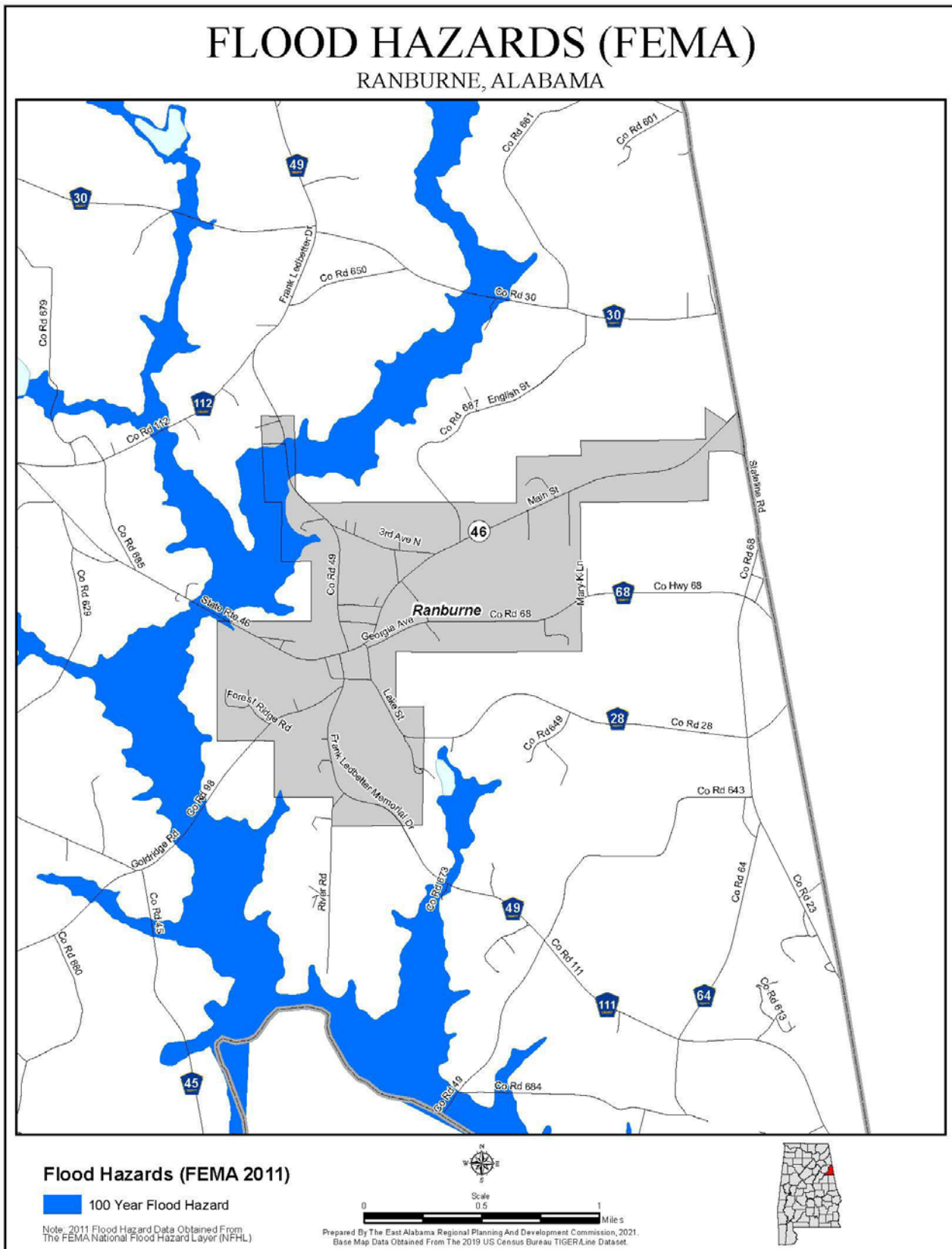


Figure 4.70: Talladega County Flood Hazard Areas

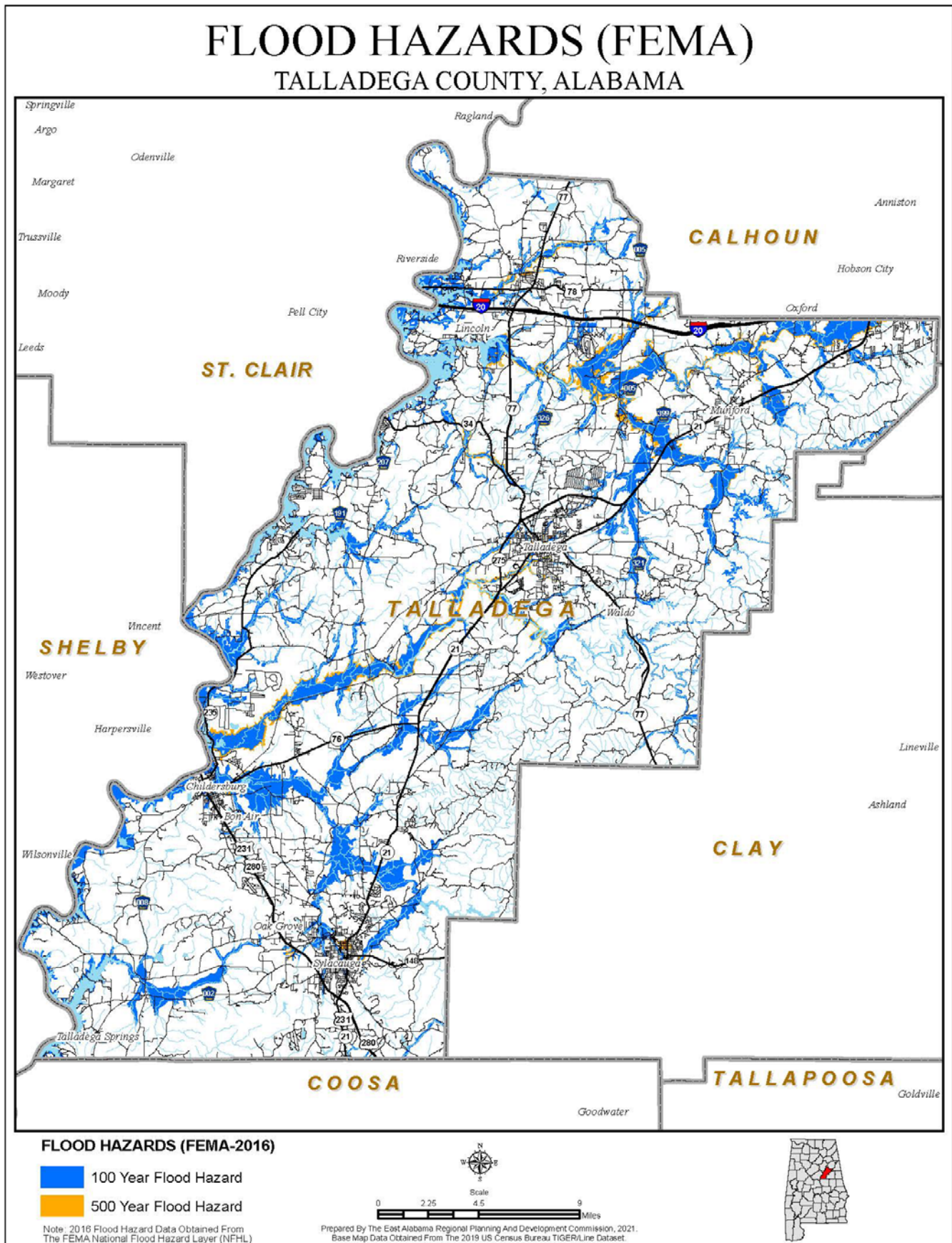


Figure 4.71: Bon Air Flood Hazard Areas

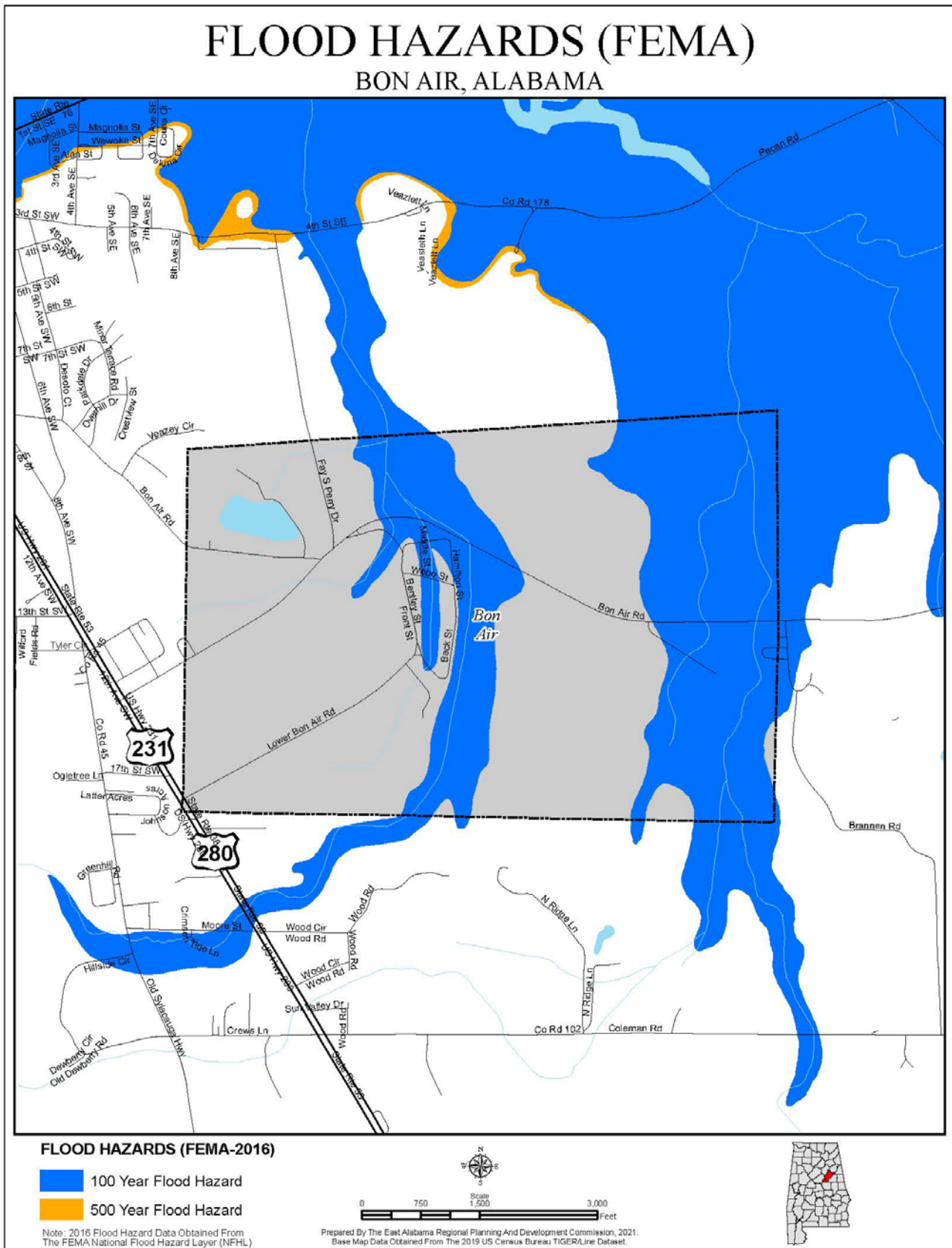


Figure 4.72: Childersburg Flood Hazard Areas

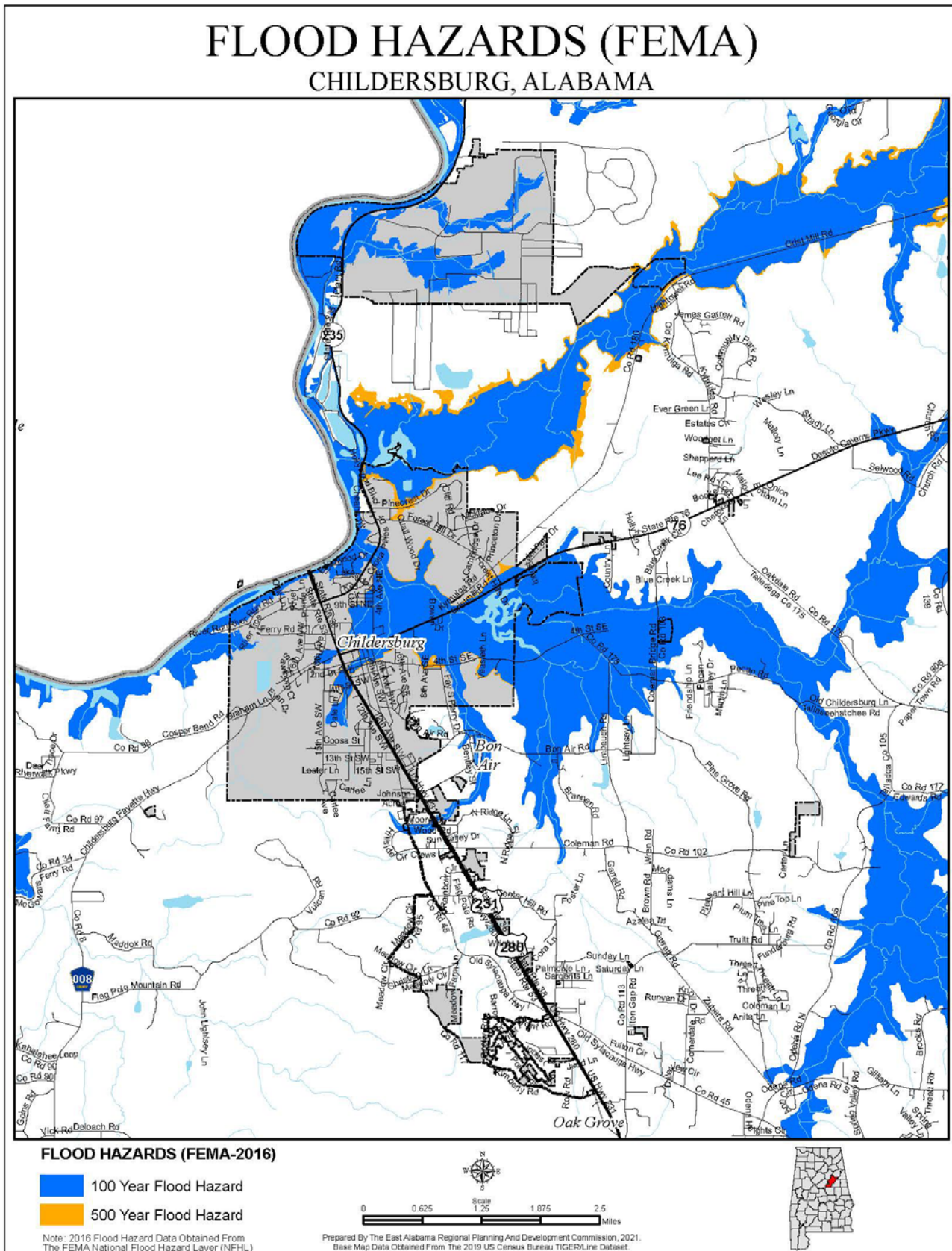


Figure 4.73: Lincoln Flood Hazard Areas

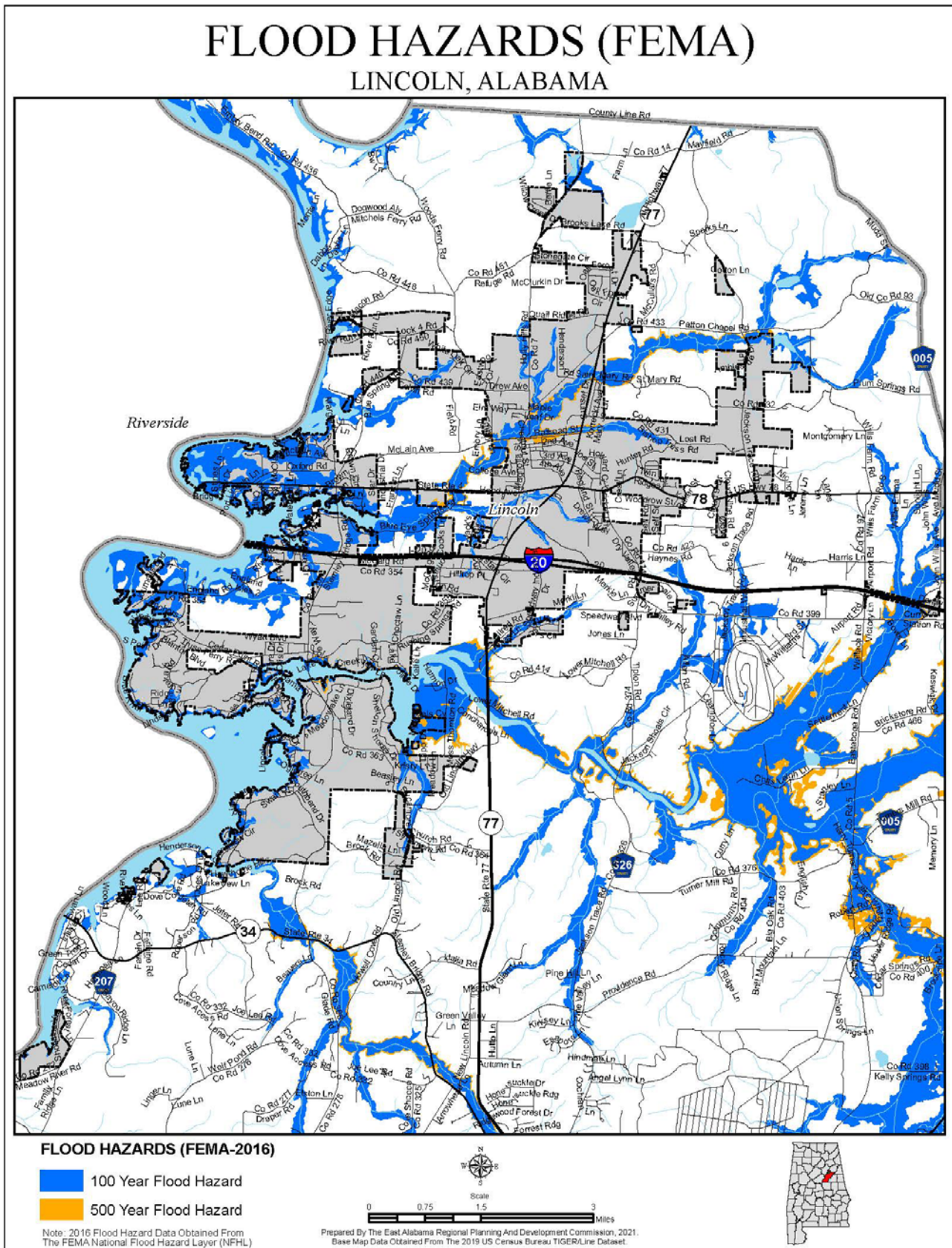


Figure 4.74: Munford Flood Hazard Areas

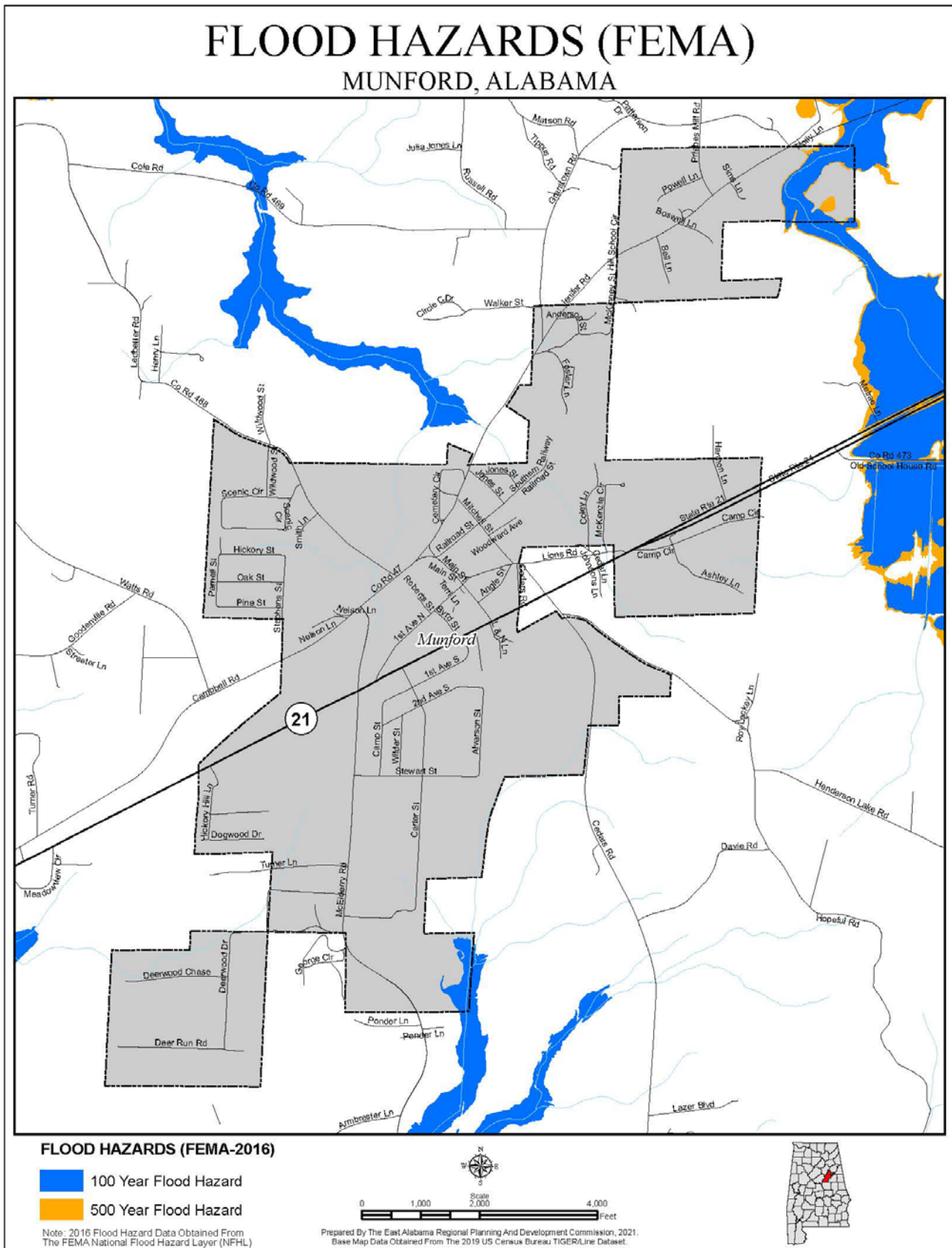


Figure 4.75: Oak Grove Flood Hazard Areas

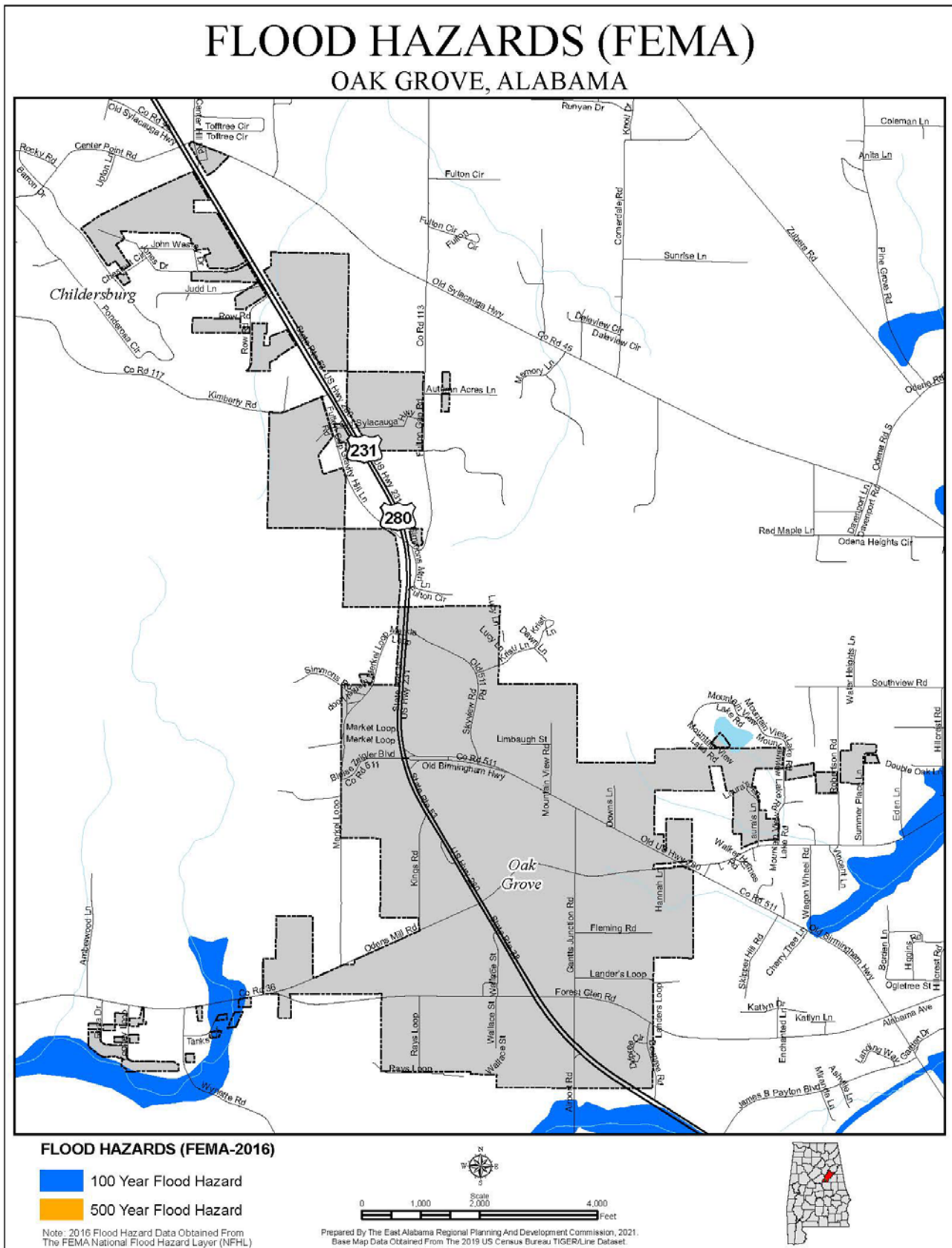


Figure 4.76: Sylacauga Flood Hazard Areas

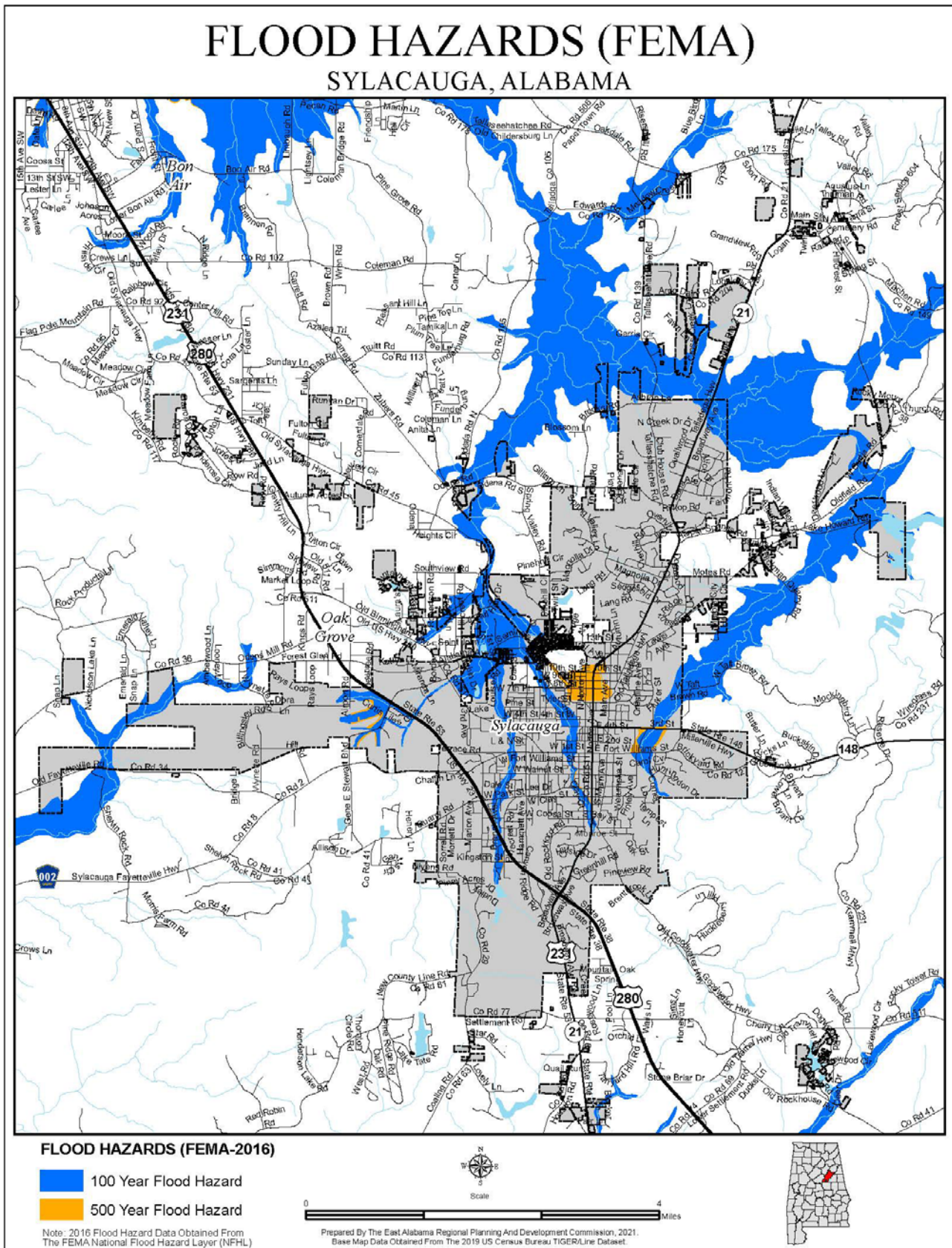


Figure 4.77: Talladega Flood Hazard Areas

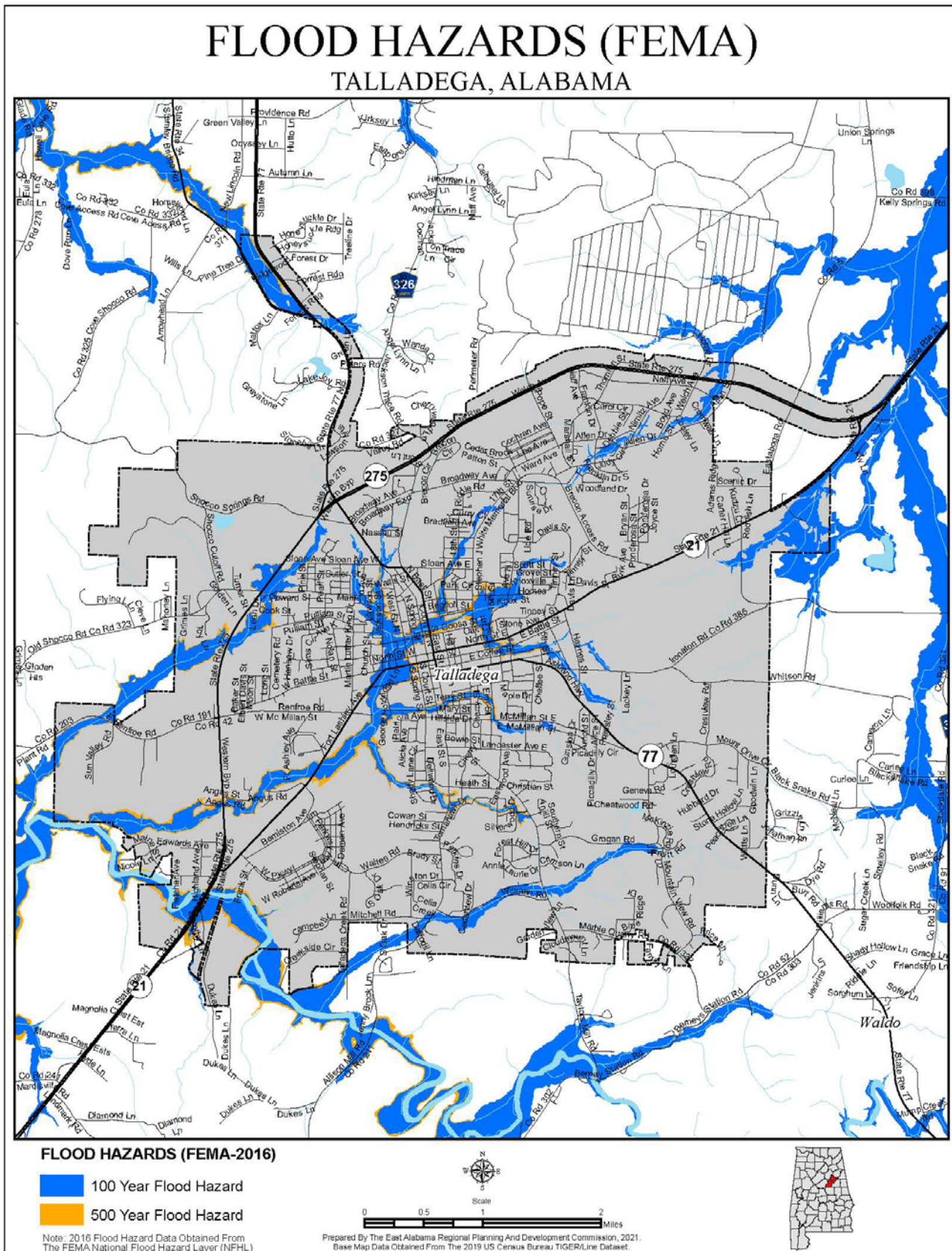


Figure 4.78: Talladega Springs Flood Hazard Areas

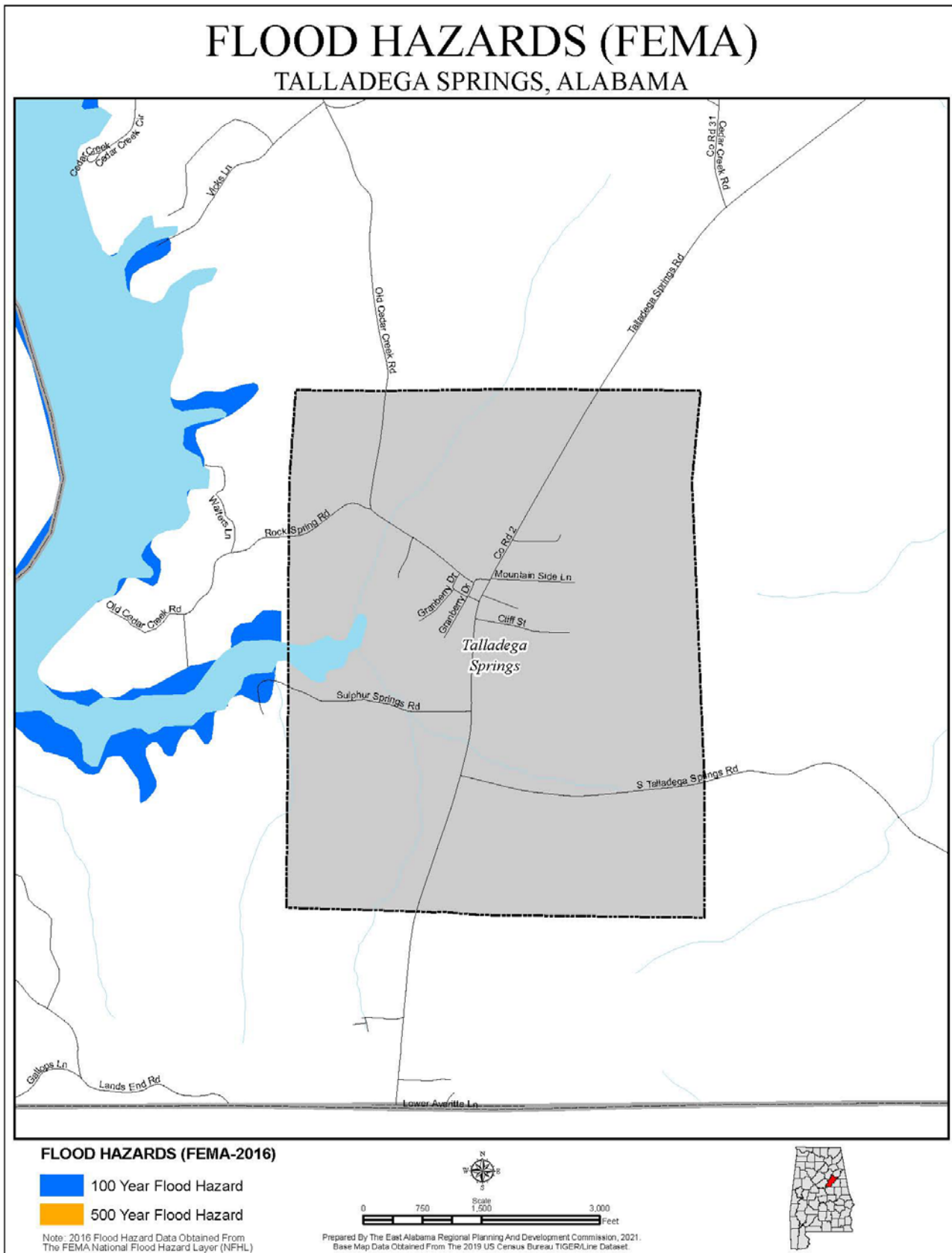


Figure 4.79: Waldo Flood Hazard Areas

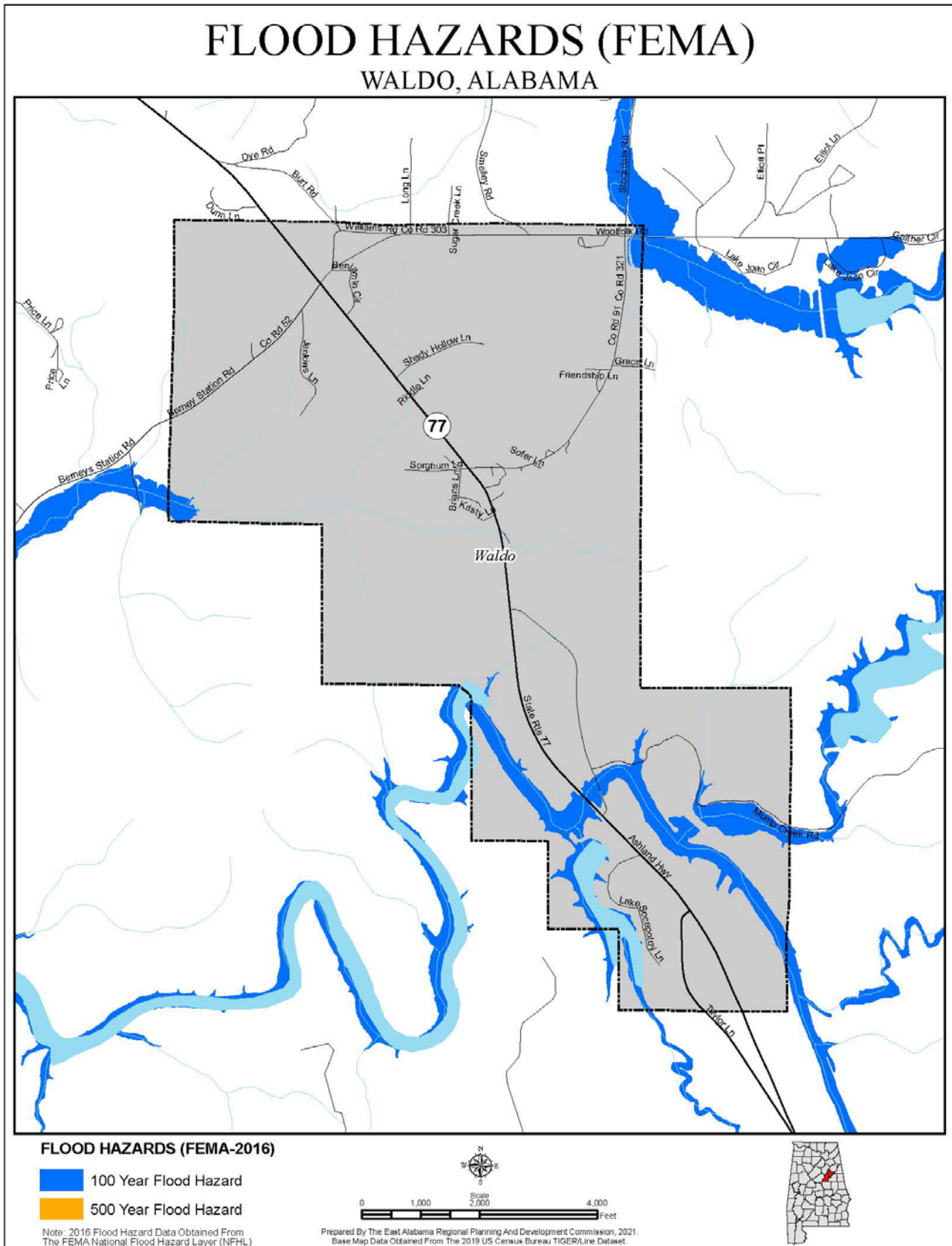


Figure 4.80: Clay County Flood Hazard Areas

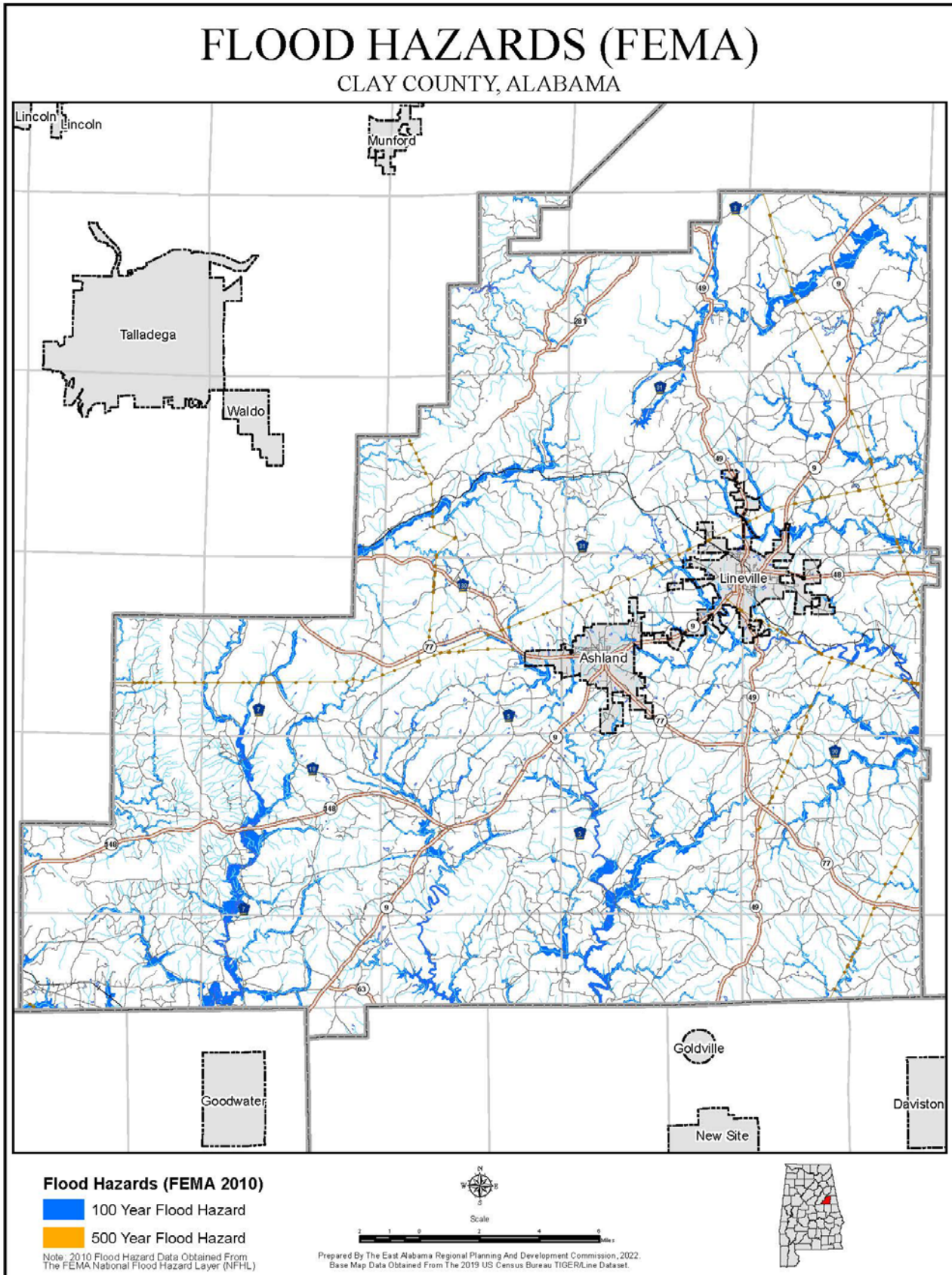


Figure 4.81: Ashland Flood Hazard Areas

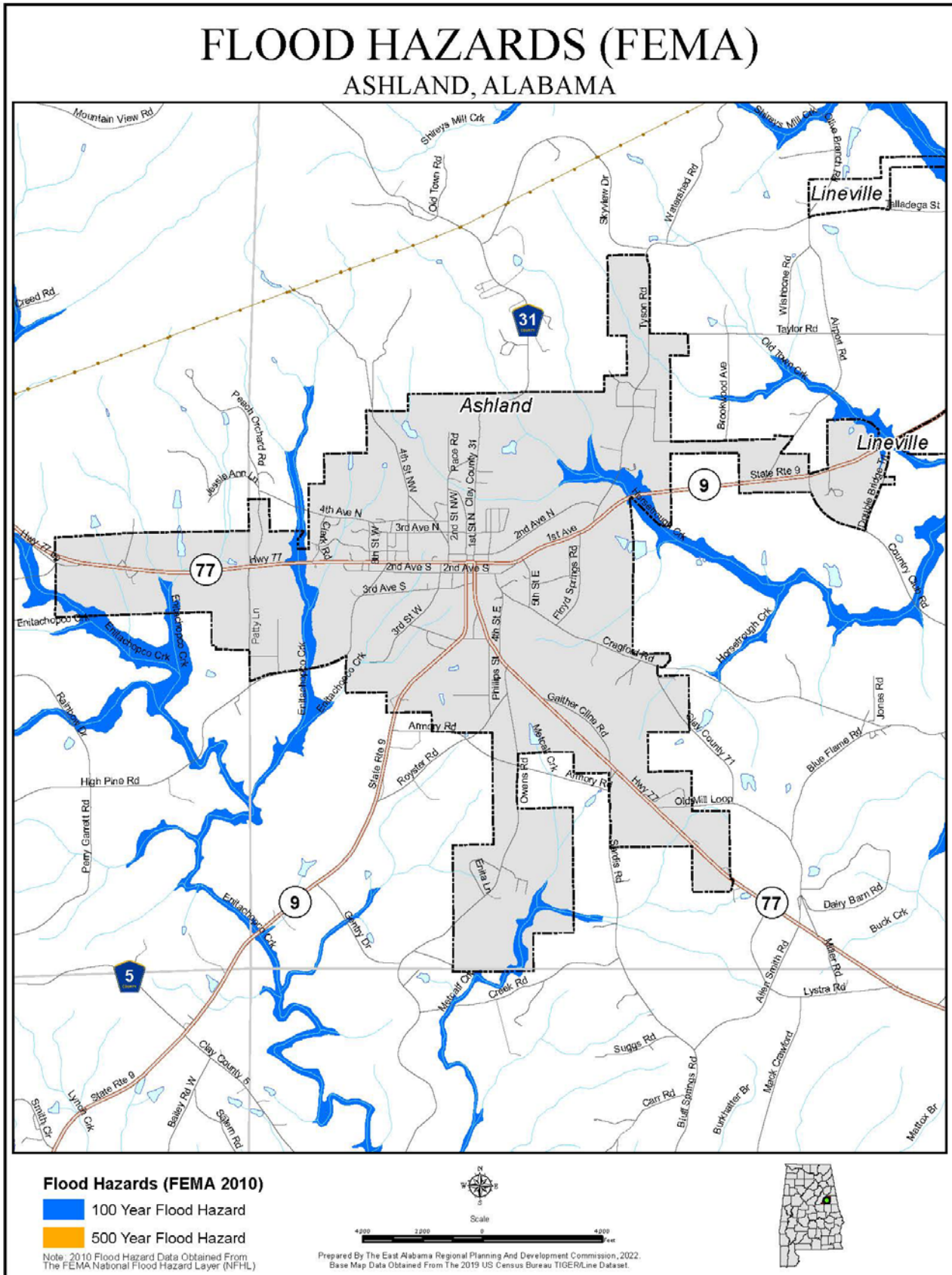
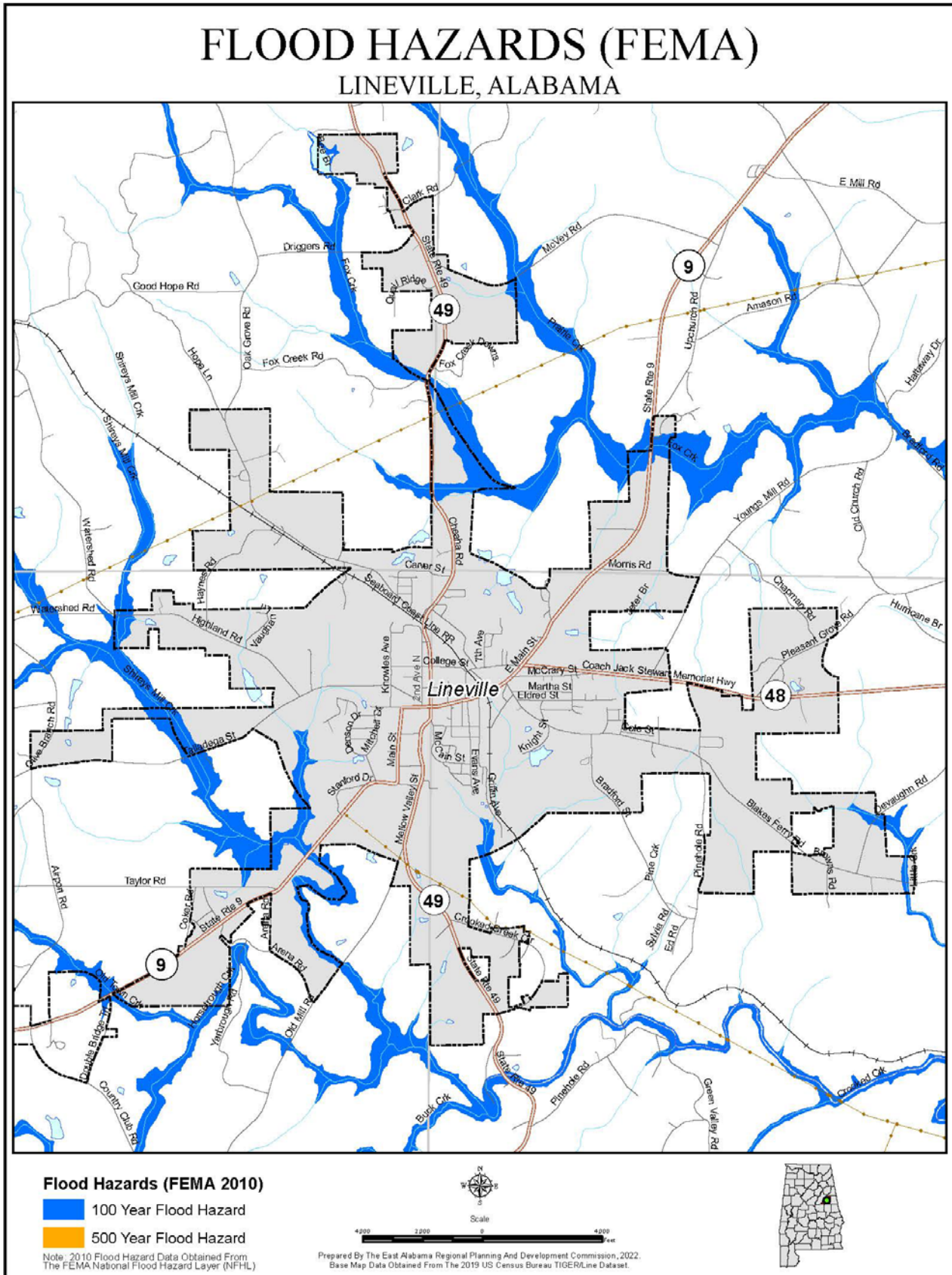


Figure 4.82: Lineville Flood Hazard Areas



Extent

The severity of a riverine flood event is typically dependent on several factors, including drainage basin topography, recent precipitation and weather occurrences, and land surface. Periodic riverine flooding on adjacent lands is a natural occurrence. The most common method used to express flood frequency is a percent chance of occurrence in a given year, or annual probability within a FEMA identified floodplain. A 100-year flood event has a one percent (1%) chance of occurring in any year within that floodplain. However, these type floods can occur multiple times during a 100-year period, as described in the Historical Occurrences below.

Within the floodplain, a flood event can be expected to inundate the area with several feet of water, which varies across the region, but can be upwards of almost two feet above flood stage as noted by the highest recorded floods described at multiple points in the region. The Tallapoosa River at Wadley has recorded a flood crest at approximately 38 feet (in 2003), which is 13 feet above flood stage. The Village Creek and Five Mile Creek, both at Birmingham, recorded flood crests of 14.57 feet, and 13.98 feet, respectively (in 2011). The Cahaba River at Vestavia Hills reported a flood crest at 23.58 feet in 2014. The Coosa River at Logan Martin Dam reported a flood crest of 467.66 feet in 2016. The Locust Fork of the Black Warrior River at Sayre recorded a flood crest of 36.74 feet, Village Creek at Ensley recorded a flood crest of 13.68 feet, and the Cahaba River at Cahaba Heights recorded a flood crest of 27.91 feet in May 2003. The Coosa River at Childersburg has experienced significant flooding, with a crest of 407.44 feet on May 9, 2003 (402 feet above flood stage), and a crest of 402 feet on May 21, 2003.

The extent of a flash flooding event varies greatly depending on the local geography and rainfall intensity and duration. Normally the extent of flash flooding is not as widespread as a riverine flooding event but is more variable due to the lack of advance warning before the occurrence of flooded streets and property damage that may occur during these events. Table 4.8 shows flood depths by jurisdiction. Clay, Cleburne, and Randolph Counties and portions of Talladega County do not have depth grids available. Information provided on these areas is the best available and was gathered using the NCDC Storm Events Database. The Town of Woodland, the Town of Edwardsville, the Town of Fruithurst, the City of Piedmont, the Town of Bon Air, the Town of Oak Grove, and the Town of Talladega Springs are not prone to flooding and have no flood or flash flood events recorded in the storm events database. There are no known flood depths for Clay County, the City of Ashland, or the City of Lineville.

Table 4.8: Flooding Depths by Jurisdiction

Jurisdiction	Flooding
St. Clair County	Flooding to depths from 1 ±16 feet affecting agricultural lands, persons, structures, and infrastructure
City of Argo	Localized flooding to depths from 1 ±16 feet with potential impact on persons, structures, and infrastructure
City of Ashville	Flooding to depths from 1 ±16 feet affecting agricultural lands, persons, structures, and infrastructure

City of Margaret	Flooding to depths from 1-16 feet affecting agricultural lands, persons, structures, and infrastructure
City of Moody	Flooding to depths from 1 ±16 feet affecting agricultural lands, persons, structures, and infrastructure
City of Odenville	Localized flooding to depths from 1-16 feet with potential impact on persons, structures, and infrastructure
City of Pell City	Flooding to depths from 1 ±16 feet affecting persons, structures, and infrastructure
Town of Ragland	Flooding to depths from 1 ±16 feet affecting agricultural lands, persons, structures, and infrastructure
Town of Riverside	Flooding to depths from 1 ±16 feet affecting agricultural lands, persons, structures, and infrastructure
City of Springville	Localized flooding to depths from 1-16 feet with potential impact on persons, structures, and infrastructure
Town of Steele	Flooding to depths from 1-16 feet affecting agricultural lands, persons, structures, and infrastructure
Randolph County	Several roads and bridges have been flooded due to events. Jurisdiction depths represent potential depths for the county below.
City of Roanoke	6/4/10- Several homes in the area got up to 3 feet of water in them
Town of Wadley	5/8/03- A crest of approximately 38 feet occurred on Tallapoosa River. A small market on the west side of Wadley on SR 22 had 3 feet of water inside
Town of Wedowee	04/04/2014- Water as deep as two feet was reported in Wedowee, mainly along 5th St and 1st Ave, where two manufactured homes were evacuated due to rising water.
Town of Woodland	No events in the storm database.
Calhoun County	Flooding to depths from 1 ±16 feet affecting agricultural lands, persons, structures, and infrastructure
City of Anniston	Localized flooding to depths from 1 ±16 feet with potential impact on agricultural lands, persons, structures, and infrastructure
Town of Hobson City	Flooding to depths from 1 ±16 feet affecting agricultural lands, persons, structures, and infrastructure
City of Jacksonville	Flooding to depths from 1 ±16 feet affecting persons, structures, and infrastructure
Town of Ohatchee	Flooding to depths from 1 ±16 feet affecting agricultural lands, persons, structures, and infrastructure

City of Oxford	Localized flooding to depths from 1 ±16 feet with potential impact on persons, structures, and infrastructure
City of Piedmont	No depth grids are available, nor is any information from the storm events database.
City of Weaver	Flooding to depths from 1 ±16 feet affecting agricultural lands, persons, structures, and infrastructure
Jefferson County	Flooding to depths from 1 ±16 feet affecting agricultural lands, persons, structures, and infrastructure
City of Adamsville	Localized flooding to depths from 1 ±6 feet with potential impact on persons, structures, and infrastructure
City of Bessemer	Flooding to depths from 1 ±16 feet affecting persons, structures, and infrastructure
City of Birmingham	Flooding to depths from 1 ±16 feet affecting persons, structures, and infrastructure
City of Brighton	No depth grids are available, but NCDC storm events database shows this flash flood event in May 2010: “The hardest hit areas for flooding included Parker Spring Street and Bessemer Street in Brighton, with one car being submerged in Brighton.”
Town of Brookside	Flooding to depths from 1 ±16 feet affecting persons, structures, and infrastructure
City of Centerpoint	Localized flooding to depths from 1 ±6 feet with potential impact on persons, structures, and infrastructure
City of Clay	Localized flooding to depths from 1 ±6 feet with potential impact on persons, structures, and infrastructure
Town of County Line	No depth grids are available, nor is any information from the storm events database.
City of Fairfield	Localized flooding to depths from 1 ±6 feet with potential impact on persons, structures, and infrastructure
City of Fultondale	Flooding to depths from 1 ±16 feet affecting persons, structures, and infrastructure
City of Gardendale	Flooding to depths from 1 ±16 feet affecting persons, structures, and infrastructure
City of Graysville	Flooding to depths from 1 ±16 feet affecting agricultural lands, persons, structures, and infrastructure
City of Homewood	Flooding to depths from 1 ±16 feet affecting persons, structures, and infrastructure
City of Hoover	Flooding to depths from 1 ±16 feet affecting persons, structures, and infrastructure
City of Hueytown	Flooding to depths from 1 ±16 feet affecting persons, structures, and infrastructure
City of Irondale	Flooding to depths from 1 ±16 feet affecting persons, structures, and infrastructure
Town of Kimberly	Flooding to depths from 1 ±16 feet affecting persons, structures, and infrastructure
City of Leeds	Flooding to depths from 1-16 feet affecting persons, structures, and infrastructure

City of Lipscomb	Flooding to depths from 1-8 feet affecting persons, structures, and infrastructure
City of Maytown	No depth grids are available, nor any events in the NCDC storm
City of Midfield	No depth grids are available. NCDC storm events database shows this flash flood event for October 2012: “Vandergrift Road, near the
Town of Morris	Flooding to depths from 1 ±16 feet affecting persons, structures, and infrastructure
City of Mountain Brook	Flooding to depths from 1 ±16 feet affecting persons, structures, and infrastructure
Town of Mulga	Flooding to depths from 1 ±16 feet affecting persons, structures, and infrastructure
Town of North Johns	Flooding to depths from 1-16 feet affecting persons, structures, and infrastructure
City of Pinson	Flooding to depths from 1 ±16 feet affecting persons, structures, and infrastructure
City of Pleasant Grove	Flooding to depths from 1 ±16 feet affecting persons, structures, and infrastructure
Town of Sylvan Springs	Flooding to depths from 1 ±16 feet affecting persons, structures, and infrastructure
City of Tarrant	Flooding to depths from 1 ±16 feet affecting persons, structures, and infrastructure
Town of Trafford	Flooding to depths from 1 ±16 feet affecting persons, structures, and infrastructure
City of Trussville	Flooding to depths from 1 ±16 feet affecting persons, structures, and infrastructure
City of Vestavia Hills	Shows no depth grid data. There are several events in the NCDC storm events database, with this flash flood event occurring in August 2019: “There were many reports of flooded roadways with water levels several feet deep in places, mainly in the Cahaba Heights and Vestavia areas and several reports of submerged vehicles
City of Warrior	Flooding to depths from 1 ±16 feet affecting persons, structures, and infrastructure
Town of West Jefferson	Flooding to depths from 1 ±8 feet affecting persons, structures, and infrastructure
Cleburne County	Several roads, creeks, and bridges have been flooded due to events. Jurisdiction depths represent potential depths for the county below.
Town of Edwardsville	No events in the storm events database.
Town of Fruithurst	No events in the storm events database.

City of Heflin	5/8/03- Floodwaters from the Tallapoosa River covered portions of County Road 36. 1/30/2013- 6 inches of water flooded U.S. Highway 78 at Alabama Highway 9.
Town of Ranburne	4/7/2014- At the intersection of County Road 10 and County Road 51, 8 inches of water flowed across the roadway.
Talladega County	Flooding to depths from 1 ±16 feet affecting persons, structures, and infrastructure
Town of Bon Air	No depth grids are available, nor is any information from the storm events database.
City of Childersburg	Flooding to depths from 1 ±16 feet affecting persons, structures, and infrastructure
City of Lincoln	Flooding to depths from 1 ±16 feet affecting persons, structures, and infrastructure
Town of Munford	Flooding to depths of 1-6 feet affecting persons and infrastructure
Town of Oak Grove	No depth grids are available, nor is any information from the storm events database.
City of Sylacauga	08/09/2005- Flash flooding near the intersection of Fort Williams Street and Broadway Avenue in downtown; water had risen over the tires on vehicles and made the roads temporarily impassable 12/18/2009- Portion of Alabama Avenue was flooded
Town of Talladega Springs	No depth grids are available, nor is any information from the storm events database.
City of Talladega	Flooding to depths from 1 ±16 feet affecting persons, structures, and infrastructure
Town of Waldo	Flooding to depths from 1 ±16 feet affecting persons, structures, and infrastructure
Clay County	Several roads, creeks, and bridges have been flooded due to events. Jurisdiction depths represent potential depths for the county below.
City of Ashland	08/10/2017- Highway 77 was flooded
City of Lineville	05/05/2003- City Park sustained significant damage from flood waters 05/18/2013- Nubbin Creek Road and Ketchemedoggie Road were flooded and impassable

Source: Alabama Flood Map Website; NCDC Storm Events Database (2022)

Historical Occurrences

Information from the National Climatic Data Center reports a total of 271 flood and flash

flood events since 2000 within Calhoun, Clay, Cleburne, Jefferson, Randolph, St. Clair, and Talladega Counties. Major events have occurred from riverine and flash flooding. Large regional events in the past two decades are summarized below. Additional information on flood vulnerability and flood events can be found in Section 4.11.

Significant flash flooding occurred mainly in the southern and eastern parts of Jefferson County on March 10, 2000. Doppler radar estimated that four to seven inches of rain fell across the area with the majority falling during the late evening hours. The Birmingham International Airport recorded 5.21 inches of rain and the Jefferson County EMA had 4.5 inches. In Tarrant, 90 to 100 mobile homes suffered varying degrees of damage. Five Mile Creek rose quickly above its banks near the SR 79 bridge. There was up to five feet of water moving swiftly through the mobile home park. Several homes were destroyed, and many residents were rescued from the area. The Robinwood subdivision had several homes that reported minor flood damage. In Pinson, Turkey Creek flooded quickly. Ten to fifteen businesses, a fire station, and many homes had up to five feet of water in them. Twenty-five to thirty townhomes reported up to two feet of water entering the buildings. In Roebuck, numerous homes and businesses were flooded and the fire department had to evacuate many homes. Numerous automobiles were swept away and destroyed. Other locations reporting flood damage included Mulga, Ensley, and Pratt City. Resulting estimated property damages were \$2,000,000.

On April 3, 2001, several roads throughout Clay County were flooded and impassable due to flash flooding, causing \$14,000 in damages.

On August 20, 2002, a flash flood event causing \$8,000 in damages occurred in Calhoun County. Very heavy rain in a short period of time caused flooding in Jacksonville. One local resident measured four inches of rain in a few hours. Many roads were temporarily impassable.

On September 22, 2002, very heavy rain fell across central Alabama during the early morning hours. The heaviest rain was measured generally from Tuscaloosa to Birmingham to Wedowee. Radar-estimated rainfall amounts averaged from 3 to 5 inches with many localized areas over 7 inches in only a few hours. The hardest hit area was the Birmingham Metropolitan area where the damage stretched from Bessemer to Pelham to Mountain Brook to Vestavia Hills. The following events were reported: numerous high water rescues were performed by area fire departments, one junior high school sustained major damage, one home was totally destroyed, 100 homes suffered varying degrees of damage, 22 apartments were flooded, one bowling alley sustained major damage, at least 20 businesses were damaged, a few bridges were washed out, a few culvert pipes were washed away, trees and power lines fell down due to the saturated ground, numerous roads were temporarily closed and impassable, and over 200 automobiles suffered significant damage in Vestavia Hills. No injuries were reported, but \$200,000 and \$20,000 in property damages were reported in Randolph and St. Clair Counties, respectively. Some 24-hour rainfall totals in inches include: 10.96 at Logan Martin Dam, 8.19 in Vincent, and 5.60 in Alabaster.

May 5-8, 2003 saw the entire planning area impacted by significant flooding and flash flooding. Details from the occurrences in each county are discussed below.

On May 5, 2003, heavy rain in a short period of time produced flooding across Calhoun County. Several roads were temporarily impassable due to high water. One bridge was flooded. One mobile home was flooded. The storms knocked out power to an estimated 8,000 customers. Snow Creek rose above bank full and flooded a few vehicles. The Ohatchee Youth Sports Facility was flooded causing extensive damage. No injuries, no deaths, no crop, and \$45,000 property damages occurred from this event.

From May 7-8, 2003, a flood in Randolph County resulted in \$300,000 of property damage. This event caused the Tallapoosa River to have a 100-year flood event. The historic flooding came after an estimated 10 inches of rain fell across a large portion of the Tallapoosa River basin. A number of buildings were flooded in and around Wadley, as well as farm equipment caught in areas near the river.

On May 7, 2003, several roads across Calhoun County were flooded and impassable. Ohatchee City Park was flooded, and damage occurred to the ball fields. Oxford Lake also had some damaged ball fields. Numerous homes and businesses in Hobson City were damaged by flood waters. Oxford Fire Department rescued several individuals using boats. Three structures were struck by lightning, one in Hobson City and two in Anniston. Each resulted in a fire that produced varying degrees of damage. No injuries, deaths, or crop damage occurred but property damages were estimated at \$700,000 from this event.

On May 7-8, 2003, numerous roads were flooded and temporarily closed due to high water in St. Clair County. Especially hard hit was Pell City where the City Hall was flooded, and power was out for over 24 hours. Several homes were destroyed by the flooding. Numerous swift water rescues were performed in the Cook Springs and Prescott areas. Several stores were flooded in Moody along Moody Parkway. Many municipal buildings in Moody were also flooded. Several businesses were flooded in Springville and Odenville. Several cattle were killed by a lightning strike during the storms. Also, at least 7,000 customers were without power for several hours as the storms repeatedly moved through the area. One million dollars of property damages was reported.

From May 7-8, 2003, Cleburne County experienced notable flash flooding as well. Due to this event, thirty to forty roads were flooded and impassable for at least ten hours. Hardest hit were areas along the Cleburne-Randolph County line in Southern Cleburne County. A mudslide also occurred on State Route 9 near Heflin. One injury was reported. Cleburne County Emergency Medical Service personnel along with volunteer firemen from Hollis, Heflin, and Micaville and an Alabama State Trooper worked to rescue an unidentified male after the car he attempted to drive through floodwaters was washed into a ditch and almost submerged. These floodwaters flowed from the Tallapoosa River, covering a portion of County Road 36. The swift current pushed the car into a ditch where it caught on some trees. Property damages from this flash flooding event were estimated at \$258,000 total.

Jefferson County also experienced significant flash flooding on these dates, resulting in \$1 billion dollars in damages. Doppler radar estimated up to 12 inches of rain fell across the county in just a few hours. Especially hard hit were Leeds, Brookside, Fultondale, Trussville,

and Birmingham. Numerous homes across the county were flooded, at least 120 roadways were impassable, and several sewage treatment plants were flooded, resulting in minor contamination. Other impacts included several damaged bridges, 2 damaged Birmingham schools and 1 damaged Leeds school, impassable roadways in Leeds and Brookside, and 74 damaged mobile homes in the Irondale Trailer Park. Trussville reported that many municipal buildings, police cars, fire trucks, utility trucks, and businesses were damaged. Brookside reported that the city hall and fire department were heavily damaged from the floodwaters. Several area creeks rose to near record levels, including Village Creek, Five Mile Creek, and Turkey Creek. Fast moving water inundated a private school in Birmingham where children were evacuated. Thirteen semi-trailers were washed downstream as Five Mile Creek overflowed. In Graysville, 10 people were rescued from their flooded vehicles and 20 homes were evacuated. In Fultondale, almost one million dollars of damage occurred to city services, and at least 25 homes and businesses were damaged. In Gardendale, several homes were flooded, and a bridge was washed out. In Warrior, a few homes were flooded, many roads were temporarily impassable, and City Hall suffered minor damage. In Morris, one manufacturing plant was flooded, and the Town Hall was struck by lightning, which caused significant damage to all the electrical systems in the building.

Talladega County was impacted by this flood event as well. Very heavy rainfall in a short period of time caused extensive flooding across Talladega County. Flooding occurred in most every location from near Lincoln to near Sylacauga. Numerous roads countywide were closed for several hours. At the height of the storms, approximately 5,000 customers were without power. Talladega Creek overflowed its banks and destroyed several mobile homes. The flash flooding episode eventually transitioned into a river flood event that lasted a few weeks. \$300,000 in property damage resulted from this event.

Clay County also saw effects from this flood event. Numerous roads across the county were flooded and impassable for many hours. Numerous bridges and road sections were washed away. Lineville's City Park sustained significant damage from the flood waters. One home was struck by lightning during the storms near Ashland. A subsequent fire caused major damage to the home. Many chickens and cattle were killed. Damages of \$700,000 were assessed.

On May 16, 2003, flash flooding caused \$95,000 in property damages in Jefferson County. Several buildings were flooded in downtown Pinson. Street flooding occurred in Tarrant City, Roebuck, and Pleasant Grove. A mobile home park in Pinson suffered significant flooding for the second time in a few weeks. No injuries were reported.

Storm impacts from Tropical Storm Bill caused flash flood damage in Talladega County totaling \$60,000 on July 1, 2003. Several roadways were temporarily impassable due to the high water and many trees were downed, resulting in loss of power in many areas.

Doppler radar estimated 3 to 7 inches of Rainfall across Jefferson County in a short period of time on February 6, 2004. Five Mile Creek rose out of its banks and caused significant flash flooding in Brookside. Up to 30 homes were flooded across the county. Flooding of roadways and creeks were also reported in Hueytown, Bessemer, Ensley, Birmingham, Tarrant, and Centerpoint. \$150,000 in property damages resulted from this event.

On July 26, 2004, heavy rainfall in a short period of time caused significant flooding in the Birmingham Metropolitan area. Numerous streets and creeks were flooded all over the City of Birmingham. At least 25,000 customers were without power during the storms. Local fire departments performed at least 11 swift water rescues. Patton Creek in Vestavia Hills overflowed its banks flooding several homes and businesses. Royal Automotive and Vulcan Lincoln- Mercury reported 40 to 50 vehicles damaged and 4 or 5 destroyed. The Vestavia Bowl Family Fun Center received damage due to high water. At least 15 vehicles were stalled in the high water. \$500,000 in property damages were reported.

On September 16, 2004, Cleburne County experienced a flash flooding event associated with Hurricane Ivan that resulted in hundreds of trees and power lines being blown down across the county. At least 10 homes suffered moderate damage with many more reporting minor roof damage. The debris removal took two weeks in some locations. Power was restored to most of the county in 24 hours. Maximum wind gusts were estimated between 55 and 65 miles an hour. Several roadways and creeks were flooded due to the torrential rain, with one creek bridge suffering damage. Doppler radar and ground observations indicate as much as 6 inches of rain fell during this event. \$50,000 in property damages were reported. Talladega County was also impacted by these storms. Countywide flooding caused hundreds of trees and power lines to be blown down across the county. The most significant damage occurred throughout southern areas of the county. At least 12,000 customers were without power at the height of the storm. It took at least three days to restore all the power. Thirty to fifty homes and structures were damaged. In Talladega, one woman injured her shoulder when a tree fell through the roof of her home. In Sylacauga, a man was injured when a tree limb fell on his head. Maximum wind gusts were estimated around 70 miles an hour. Doppler radar and ground observations indicate up to 7 inches of rain fell during Ivan. A few roadways were covered with water and temporarily impassable.

On November 24, 2004, several roads were reported covered with water and were temporarily impassable in St. Clair County. Several area streams and creeks rose above the banks. Doppler radar estimated widespread rain amounts of 4 to 5 inches with a few spots approaching 12 inches. A potential dam break situation developed in the afternoon. The dam eventually failed near the Friendship Community resulting in significant damage. Runoff from these storms lasted for several hours after the heaviest rains ended. A 73-year-old man died when his car was swept away in the high water near Pinedale Road. An estimated \$400,000 in property damages were caused by this flash flood event. Calhoun County also saw flash flood impacts on November 24, 2004. Numerous roads were reported covered with water and were temporarily impassable. Doppler radar estimated widespread rain amounts of 3 to 4 inches with a few spots approaching 7 inches. Several area streams and creeks rose above their banks. Runoff from these storms lasted for several hours after the heaviest rains ended. Estimated property damages were \$18,000.

On November 24, 2004, flash flooding impacted Cleburne County as well. Numerous roads were reported covered with water and were temporarily impassable. Doppler radar estimated three to four inches of rain mainly across the northern part of the county, while isolated spots may have seen up to six inches of rain. An estimated \$6,000 in property damages were caused

by this event.

Clay County was also impacted by this flash flood event. Numerous roads were reported covered with water and some were temporarily impassable. Widespread rain amounts ranged from 1 to 3 inches with a few spots approaching 5 inches. Much of the rain occurred in a short period of time. Due to the terrain, runoff from these storms lasted for several hours after the heaviest rains ended. This event caused an estimated \$11,000 in property damage.

On July 10, 2005, Cleburne County experienced flash flooding associated with Hurricane Dennis. Hurricane Dennis's local effects were widespread across central Alabama. Storm total rain amounts were generally 3 to 6 inches west of Interstate 65 with isolated higher amounts. Areas east of Interstate 65 received 1 to 3 inches of rain with isolated higher totals, especially near the Alabama/Georgia state line. Many counties experienced flash flooding. Several homes and roadways sustained minor flooding damage. A few road sections and bridges were washed away. No injuries were attributed to the flash flooding. County Road 42 and County Road 43 were flooded and temporarily closed. Property damages were estimated at \$7,000.

On August 13, 2005, Clay County experienced a Flash Flood event. Two bridges were covered with water and were temporarily impassable. One culvert was washed out. Both of these incidents occurred within five miles of the Mellow Valley community.

On May 27, 2008, Heavy rain associated with thunderstorms caused isolated flooding in eastern Alabama. In the Anniston area of Calhoun County, water was running over the roads at a depth of up to one foot. A dozen cars were flooded in a parking lot at the intersection of Elm Street and AL-21. This flash flood event caused \$15,000 in property damages.

On May 16, 2009, slow moving thunderstorms produced flash flooding in Randolph County. Several roads in and near the city of Roanoke were closed due to flash flooding. These roads included Chestnut Road, Louina Road, and CR-45 near Rockstand Road. County Road 41, near the Corinth Community, had four feet of water rushing across it. Impacts were also felt in the Rock Mills area. This event caused \$50,000 in property damages.

On September 17, 2009, a slow-moving upper level disturbance helped spark several days of thunderstorms across Central Alabama. The storms were slow moving, and produced very heavy rainfall in some locations, which led to flash flooding. Flooding, described as major, was reported in Argo, in St. Clair County, with almost a foot of water into some businesses on Main Street. Margaret was also reportedly impacted by this event. \$50,000 in property damages were reported.

On January 24, 2010, a cold front pushing through the region caused rain and thunderstorms across Central Alabama. A few of the storms produced large hail and damaging winds, as well as locally heavy rainfall that led to flooding. In Randolph County, widespread flooding was reported around the city of Wedowee, and several roads had to be closed for several hours due to high water. \$25,000 in property damages were reported. In Calhoun County, as many as 6 roads in and around the city of Ohatchee were closed due to water flowing over them. Rock Springs had 2 to 3 feet of flowing water, and Horse Bend Road had 1 to 1.5 feet of flowing

water. Resulting property damages in the area were \$10,000.

On March 10, 2010, a slow-moving storm system caused a prolonged period of rainfall across a large part of Central Alabama. The greatest storm total rainfall, which started late on March 9 and lasted until March 11, stretched across Shelby into Talladega County, where 6 to 8 inches of rain was reported. What began as flash flooding transitioned into widespread long-term flooding across a large portion of Talladega County during the late morning. Dozens of roads were closed across the county due to high water, and several small bridges became washed out. The initial problem area was the City of Sylacauga, but as the heavy rainfall shifted northward in the afternoon, the cities of Talladega and eventually Munford also experienced flooding issues. Other communities with reports of flooding included Childersburg, Winterboro, and Renfroe.

In June 2010, a flash flood in Randolph County resulted in \$115,000 of property damage. Slow moving thunderstorms in a very moist environment produced flooding in several locations across Central Alabama. Significant flooding was reported around the City of Roanoke. Several streets became impassable with a foot or more of water flowing over them, and numerous homes were flooded. The hardest hit area was along AL-22, near Midway Full Gospel Church. At least one unoccupied vehicle was carried about 400 feet down a flood swollen creek, and an additional vehicle in the same area was submerged for a time. One person had to be rescued from her trailer after flood waters surrounded it.

On July 8, 2010, Heavy rain from thunderstorms resulted in numerous road closures and required swift water rescues in the Birmingham area. Bessemer police dept reported several roads being closed due to high water. Fourth Avenue among others had to be closed with reports of several swift water rescues ongoing. This flash flood event caused \$100,000 in damages.

On March 9-10, 2011, a line of thunderstorms moved through the state of Alabama. Along with heavy rainfall that caused flash flooding in areas, these storms produced strong winds causing tree and structure damage. What began as flash flooding, resulted in long term flooding across a part of Talladega County during the morning of May 9th. Several roads were closed in the southern part of the County, with the hardest hit areas being Childersburg and Alpine. In addition to flowing water covering roadways, several mobile homes and wood frame homes had 3 to 5 feet of flowing water as well. Two roads were closed the following day.

On January 30, 2013, heavy rainfall caused isolated flash flooding in Cleburne County. Several tornadoes and widespread thunderstorm wind damage occurred across much of the area. In addition, strong gradient winds ahead of the strengthening system brought down power lines and caused minor structural damage. At least six inches of water had flooded U.S. Highway 78 at Alabama Highway 9. No injuries or property damages were reported.

On April 7, 2014, heavy rain caused a flash flooding event in Cleburne and Jefferson Counties. By late evening on April 6th, a band of heavier rain and strong to severe storms just ahead of a cold front pushed into west Central Alabama. Sporadic wind damage occurred

throughout the night as storms tracked eastward and ground conditions became saturated. A series of thunderstorms producing very heavy rainfall trained over portions of the Birmingham metro area leading to a significant flash flood event, as more than six inches of rain fell in approximately 5 hours. Numerous water rescues were performed in Jefferson and Shelby counties. Heavy rainfall continued to shift south and east during the morning hours on Monday, April 7, resulting in flash flooding across portions of southeast Central Alabama. Rainfall ended by early afternoon as a cold front moved through the region. Three to four inches of rain fell across Cleburne County, leading to localized flash flooding. At the intersection of County Road 10 and County Road 51, west of Ranburne, eight inches of water flowed across the roadway. No injuries or property damages were reported.

On May 18, 2015, over four inches of rainfall led to road closures and damage in northern Randolph County. Portions of old U.S. Highway 431 near Pineywood Creek and County Road 92 were impassable. A portion of County Road 9 near Lofty was washed away with repairs estimated at \$100,000.

Probability of Future Events

Flooding events of varying extent will remain a constant threat for Calhoun, Clay, Cleburne, Jefferson, Randolph, St. Clair, and Talladega Counties. The probability for future riverine flood events based on magnitude and using best available data is illustrated in the Flood Hazard Area maps above, which indicates the regional and jurisdictional areas susceptible to the one-percent annual chance flood (100-year floodplain).

Jefferson County has received a disparate impact of damage from historical floods, as it has several repetitive loss properties, as can be seen by data in Section 4.9 in Table 4.20 (Repetitive Loss Properties). Calhoun, St. Clair, and Talladega Counties have a few repetitive loss properties, while Clay, Cleburne, and Randolph Counties have no repetitive loss properties.

The probability for future flash flood events will likely occur more frequently, especially in developed areas. Though there have been several instances of riverine flooding that have disparately impacted jurisdictions such as Birmingham, Wadley, and Pell City, and in recent years widespread regional precipitation events have caused widespread flash flooding impacting roads and bridges throughout the planning area. Therefore, the probability of future flood events is considered high throughout the entire planning area.

HIGH WINDS (HURRICANES, TORNADOES, AND SEVERE THUNDERSTORMS)

Background

Calhoun, Clay, Cleburne, Jefferson, Randolph, St. Clair, and Talladega Counties are highly susceptible to high wind events from hurricanes, tornadoes, and severe thunderstorms. High wind events may occur any time of year, but occur more often in spring, summer, and fall seasons. A more detailed description of each major contributing storm type follows.

HURRICANES

Background

Hurricanes are cyclones that develop as closed circulation of winds around a low-pressure center. Hurricanes normally have a large diameter and affect a large area. When sustained winds reach the threshold of 39 miles per hour, the tropical system is designated as a tropical storm. The tropical system is designated as a hurricane once it reaches sustained winds of 74 miles per hour. Hurricanes provide a wide spectrum of issues and effects. The intensity and path of a hurricane varies, making the impact of the storm relatively difficult to predict. Though flooding from hurricanes and other tropical systems have historically provided the most widespread regional effects, high winds that occur from these systems have also contributed to regional damage impacts. Tornadoes that are associated with hurricanes may impact the region and are usually weak EF0 to EF1 on the Fujita scale. Sustained winds from hurricanes may cause structural damage to residences, businesses, and infrastructure, including widespread damage to power lines due to trees falling. The primary hurricane season runs from June 1st through November 30th.

Locations Affected

The area of Calhoun, Clay, Cleburne, Jefferson, Randolph, St. Clair, and Talladega Counties is not directly affected by storm surges due to the occurrence of sustained high winds from hurricanes and other tropical events. The planning area has a low susceptibility to a direct hit from a hurricane due to its location 300 miles inland from the Alabama coastline. However, effects like heavy rain, flooding, winds, and tornadoes provoked by hurricanes often have significant impacts on the region.

Extent

Hurricane intensity is classified using the Saffir-Simpson Hurricane Wind Scale, which categorizes hurricane events primarily using maximum sustained winds, but also examining barometric pressure readings and potential storm surge. This gives an estimate of the potential damage that will occur from a hurricane. The Saffir-Simpson Scale is shown in Table 4.9.

Table 4.9: SAFFIR-SIMPSON HURRICANE WIND SCALE

Category	Sustained Wind Speed (MPH)	Types of Damage Due to Hurricane Winds
1	74-95	Very dangerous winds will produce some damage: Well-constructed frame homes could have damage to roof, shingles, vinyl siding and gutters. Large branches of trees will snap, and shallowly rooted trees may be toppled. Extensive damage to power lines and poles likely will result in power outages that could last a few to several days.
2	96-110	Extremely dangerous winds will cause extensive damage: Well-constructed frame homes could sustain major roof and siding damage. Many shallowly rooted trees will be snapped or uprooted and block numerous roads. Near-total power loss is expected with outages that could last from several days to weeks.
3	111-129	Devastating damage will occur: Well-built framed homes may incur major damage or removal of roof decking and gable ends. Many trees will be snapped or uprooted, blocking numerous roads. Electricity and water will be unavailable for several days to weeks after the storm passes.
4	130-156	Catastrophic damage will occur: Well-built framed homes can sustain severe damage with loss of most of the roof structure and/or some exterior walls. Most trees will be snapped or uprooted, and power poles downed. Fallen trees and power poles will isolate residential areas. Power outages will last weeks to possibly months. Most of the area will be uninhabitable for weeks or months.
5	157 or higher	Catastrophic damage will occur: A high percentage of framed homes will be destroyed, with total roof failure and wall collapse. Fallen trees and power poles will isolate residential areas. Power outages will last for weeks to possibly months. Most of the area will be uninhabitable for weeks or months.

Source: National Hurricane Center-NOAA (2020)

Hurricanes as intense as Category 5 have made landfall along the Alabama Gulf Coast region. Historically, hurricanes have not had a direct impact on the planning area due to its inland location; however, the region is often impacted with effects initiated by hurricane landfall.

Historical Occurrences

Hurricanes, tropical storms, tropical depressions, and high winds resulted from Bill, Ivan, Dennis, Katrina, Fay, Ida, Irma, and Nate have affected Calhoun, Cleburne, Jefferson, Randolph, St. Clair, and Talladega Counties with the most significant impacts associated with excessive rainfall, damaging winds, flooding, and tornadoes. Effects, which generally impact the entire planning area, have included loss of power, damage to homes, blocked roadways from associated storm debris, and loss of other crucial utilities.

On July 1, 2003, Talladega County sustained impacts from Tropical Storm Bill. Due to the heavy rain amounts over the previous couple of months, flash flooding was experienced in many counties. Several roadways in each county were temporarily impassable because of the high water. Numerous creeks and streams rose quickly and flowed out of their banks. In response to the saturated ground conditions and winds of 30 to 35 miles an hour, numerous trees fell down. Many of these trees landed on power lines causing some 19,000 customers to lose power. Talladega County reported \$60,000 in property damages related to this event. Clay County reported \$10,000 in property damage due to this event.

In September 2004, the planning area experienced high winds with maximum reported wind gusts up to 70 miles per hour as a result of Hurricane Ivan. Hundreds, if not thousands, of trees and power lines were downed across the area. In addition, many roadways were flooded, blocked by trees, or entirely impassable throughout the region. Doppler radar and ground observations indicate as much as 5 inches of rain. In Calhoun County, only 3 or 4 homes suffered significant damage, while 30 to 50 homes received mainly minor roof damage. In Jefferson County, the power was not fully restored in all locations for at least 7 days. Over 500 homes sustained varying degrees of wind damage, and at least 250 homes suffered water damage due to flooding. In Randolph County, at least 5,500 customers were without power and the power was not fully restored in a few places for 2 to 3 days. One home was totally destroyed, and 10 to 20 others received mainly minor damage. In St. Clair County, thirty to forty homes sustained mainly minor roof damage, and some businesses were flooded in Springville. Power outages affected some locations for 3 days. In Talladega County, hundreds of trees and power lines were downed, with at least 12,000 customers without power at the height of the storm. 30-50 homes and structures were damaged, and two citizens were injured by falling trees. In Clay County, hundreds of trees were knocked down countywide due to Ivan. Twenty to thirty homes sustained varying degrees of wind damage. At least 20 county roads were temporarily impassable due to high water. Calhoun County sustained \$350,000 in damages from this event, while Randolph County reported \$125,000 in property damages. Talladega County saw \$2,000 in property damages. Clay County sustained \$10,000 in property damages.

Hurricane Dennis made landfall on July 10, 2005, at the Santa Rosa Sound in Florida, approximately 25 miles from the Florida-Alabama state line. Several trees and power lines were knocked down in association with this storm, causing at least one structural fire due to the downed power lines. Resulting property damages in Randolph County were \$47,000. At this time, St. Clair County had already received significant rainfall from Tropical Storm Arlene and Hurricane Cindy. Because St. Clair County was on the western side of the eye of Dennis, it was spared the worst of the storm surge; however, as much as 10 inches of rain fell in some areas causing flash flooding in inland counties. A few roadways were temporarily impassable due to fallen trees. At least 1500 county customers were without power for several hours. St. Clair County reported \$42,000 in property damages. Calhoun County sustained \$16,000 in property damage, and several trees and power lines were blown down across the county. Numerous trees and power lines were blown down across Jefferson County during Dennis. Over 100 roadways countywide were temporarily blocked by downed trees, and one home sustained major damage due to a fallen tree in Bessemer. More than 20,000 customers were without power countywide. Jefferson County reported \$400,000 in property damages for this event.

On August 29, 2005, Hurricane Katrina made landfall as a large category 4 hurricane, bringing devastating damage and flooding along the Gulf Coast. The remnants of Hurricane Katrina then moved northward along the Alabama/Mississippi state line. Katrina was still a strong tropical storm as the center passed just west of North Alabama during the evening hours. Many locations were without power for a time, and at least a few homes sustained roof damage. Areawide, a few trees and powerlines were blown down. In Jefferson County, hundreds of trees and power lines were snapped off or blown down, making numerous roadways impassable. In addition, many structures, homes, and vehicles were damaged, and at least 150,000 customers were without power for several hours. Resulting property damages were \$40,000 in Calhoun County, \$6,000,000 in Jefferson County, \$15,000 in Randolph County and \$100,000 in St. Clair County.

On August 23-25, 2008, Tropical Storm Fay, and its remnants after landfall, brought high winds, heavy rain, and numerous tornadoes to Central Alabama. Tropical Storm Fay weakened to a Tropical Depression after it made its final landfall on the Florida Panhandle and entered Southern Alabama. In Central Alabama, the highest sustained wind was 35 mph. The winds blew down numerous trees in several counties. No injuries, fatalities, property, or crop damages were reported in Randolph County or St. Clair County. Property damages of \$5,000 were reported in Calhoun County, and \$10,000 in Jefferson County.

On April 13, 2009, Randolph County experienced strong winds as an intense atmospheric gravity wave brought a period of high winds to central Alabama. As the wave moved through, it produced a 1 to 2-hour long period of strong winds, with frequent gusts above 30 mph, and peak gusts averaging 40 to 50 mph. A larger number of trees were blown down than may usually be expected from these wind speeds, since many trees were weakened by a recent drought, and because the gusty winds lasted up to 2 hours. The downed trees caused numerous power outages, and as many as 165,000 customers lost power during the storm. A wind gust up to 43 mph was recorded at the EMA office. Several trees were also downed across the county, at least one of which landed on a house. Randolph County reported \$25,000 in property damages.

On November 9-11, 2009, the remnants of what was once Hurricane Ida, but had weakened into a Tropical Depression, brought very heavy rain and gusty winds to a large portion of Central Alabama. Sustained winds maxed out between 20 and 30 mph, with peak wind gusts generally between 30 and 40 mph. These winds blew down a few trees around the area, especially shallow rooted trees where saturated soil likely played a significant role. Property damages of \$2,000 resulted from Tropical Depression Ida in Calhoun, Randolph, and St. Clair Counties, and \$3,000 in damages resulted in Jefferson County. Talladega County report no property damages, but heavy rainfall during this time caused a portion of Childersburg-Fayetteville Highway to become flooded and temporarily closed.

On September 10, 2017, Hurricane Irma made landfall on the west coast of the Florida peninsula. Irma weakened into a tropical storm as it approached East Alabama. Steady rains overspread the region by early morning, with breezy and gusty winds arriving south to north through the day. Numerous trees were uprooted throughout the area due to winds of 35-45 mph. By the nighttime hours, winds were decreasing, and Irma was downgraded to a tropical depression. No injuries, fatalities, property, or crop damages were reported in Calhoun or Randolph Counties.

On October 7, 2017, Hurricane Nate made its first landfall near the mouth of the Mississippi River Saturday evening, and a second landfall near Biloxi, MS, came later that evening. Nate continued to accelerate northeastward and weaken as it crossed into west Alabama, where it was downgraded to a Tropical Depression near Birmingham, AL, on the morning of Sunday, October 8th. Nate produced gusty winds of 30-50 mph which downed numerous trees and power lines across central Alabama, and several weak tornadoes formed on its feeder bands. No injuries, fatalities, property, or crop damages were reported in Calhoun or Jefferson Counties.

Probability of Future Events

Direct hits from hurricanes and other tropical events with high winds are not a threat for Calhoun, Clay, Cleburne, Jefferson, Randolph, St. Clair, and Talladega Counties, due to their distance from the Gulf Coast. However, impacts associated with hurricanes often affect the planning area. Therefore, the probability of future hurricane events is Medium.

TORNADOES

Background

A tornado is a rapidly rotating funnel of air that extends to the ground from clouds. Tornadoes are one of the least predictable weather events, as they can develop very rapidly with little advance warning. Tornadoes do not cover a large spatial area but may create moderate to extensive damage to structures and be deadly in the areas impacted. Debris may block streets and access to the damaged area may be an issue. Flat tires on emergency vehicles will be common due to this debris. The loss of power and communications to the affected areas will also be common.

Locations Affected

The entire planning area is susceptible to tornadoes. Tornadoes can be assumed to potentially affect any location in the region, due to occurrences being randomly located and the impossibility of predicting specific areas of tornado strikes. Areas within Calhoun, Clay, Cleburne, Jefferson, Randolph, St. Clair, and Talladega Counties have tornado occurrences throughout the year, though there are two discernable seasons, spring and fall.

Extent

Tornado intensity is classified using the Enhanced Fujita (EF) Scale, which is an update to the original Fujita Scale, implemented in February 2007 (Table 4.10). The EF Scale is still primarily a wind estimate indicator that is based on three-second gust derived by the levels of damage that occur during a tornado event. The planning area has had two (2) instances of F/EF-5 tornadoes and seven (7) instances of F/EF-4 tornadoes in recorded history. Jefferson County has been disparately impacted by damaging tornadoes, with both instances of F/EF-5 tornadoes occurring within the county.

Table 4.10: ENHANCED FUJITA SCALE

F Number	3 Second Gust (mph)	EF Number	3 Second Gust (mph)	Damage Description
0	45-78	0	65-85	LIGHT DAMAGE: Some damage to chimneys; tree branches broken off; shallow-rooted trees pushed over; sign boards damaged.
1	79-117	1	86-110	MODERATE DAMAGE: The lower limit is the beginning of hurricane wind speed. Roof surfaces peeled off; mobile homes pushed off foundations or overturned; moving autos pushed off roads.
2	118-161	2	111-135	CONSIDERABLE DAMAGE: Roofs torn off from houses; mobile homes demolished; boxcars pushed over; large trees snapped or uprooted; light-object missiles generated.
3	162-209	3	136-165	SEVERE DAMAGE: Roofs and some walls torn off well-constructed houses; trains overturned; most trees in forest uprooted; heavy cars lifted off ground and thrown.
4	210-261	4	166-200	DEVASTATING DAMAGE: Well-constructed houses leveled; structures with weak foundations blown off some distance; cars thrown; large missiles generated.
5	262-317	5	Over 200	INCREDIBLE DAMAGE: Strong framed houses lifted off foundations and carried considerable distances to disintegrate; automobile-sized missiles fly through air in excess of 100 yards; trees debarked.

Source: National Weather Service (2020)

Historical Occurrences

According to the NOAA Storm Events Database, since 1950 there have been a total of 271 documented tornado events in the planning area, resulting in 181 fatalities, 2,161 injuries, and over \$1.4 billion in estimated property damage.

The most impactful year for tornadoes in the planning area was 2011. This one year resulted in 13 tornadoes, 42 fatalities, 781 injuries, and \$1,051,463,000 in property damages. Specifically, a powerful storm system crossed the Southeast United States on Wednesday, April 27, 2011, resulting in a large and deadly tornado outbreak. This epic event broke the record for number of tornadoes in a day for the state of Alabama, becoming the most significant tornado outbreak in the state's history. A long track tornado moved across the city of Tuscaloosa and the western suburbs of Birmingham, resulting in the complete destruction of whole neighborhoods and numerous injuries and fatalities in those heavily populated areas. The same parent supercell produced another violent tornado in east Central Alabama as it tracked across St. Clair and Calhoun Counties, resulting in additional fatalities and incredible damage to several neighborhoods.

Almost 64% of documented tornadoes have been classified as F0/EF0 or F1/EF1, with 25%

classified as F2/EF2, 8% classified as F3/EF3, and 4% classified as F4/EF4 or F5/EF5 (Table 4.11). Figures 4.83 through 4.89 show historical tornadoes tracks through Calhoun, Clay, Cleburne, Jefferson, Randolph, St. Clair, and Talladega Counties.

Figure 4.83: Calhoun County Historical Tornado Tracks

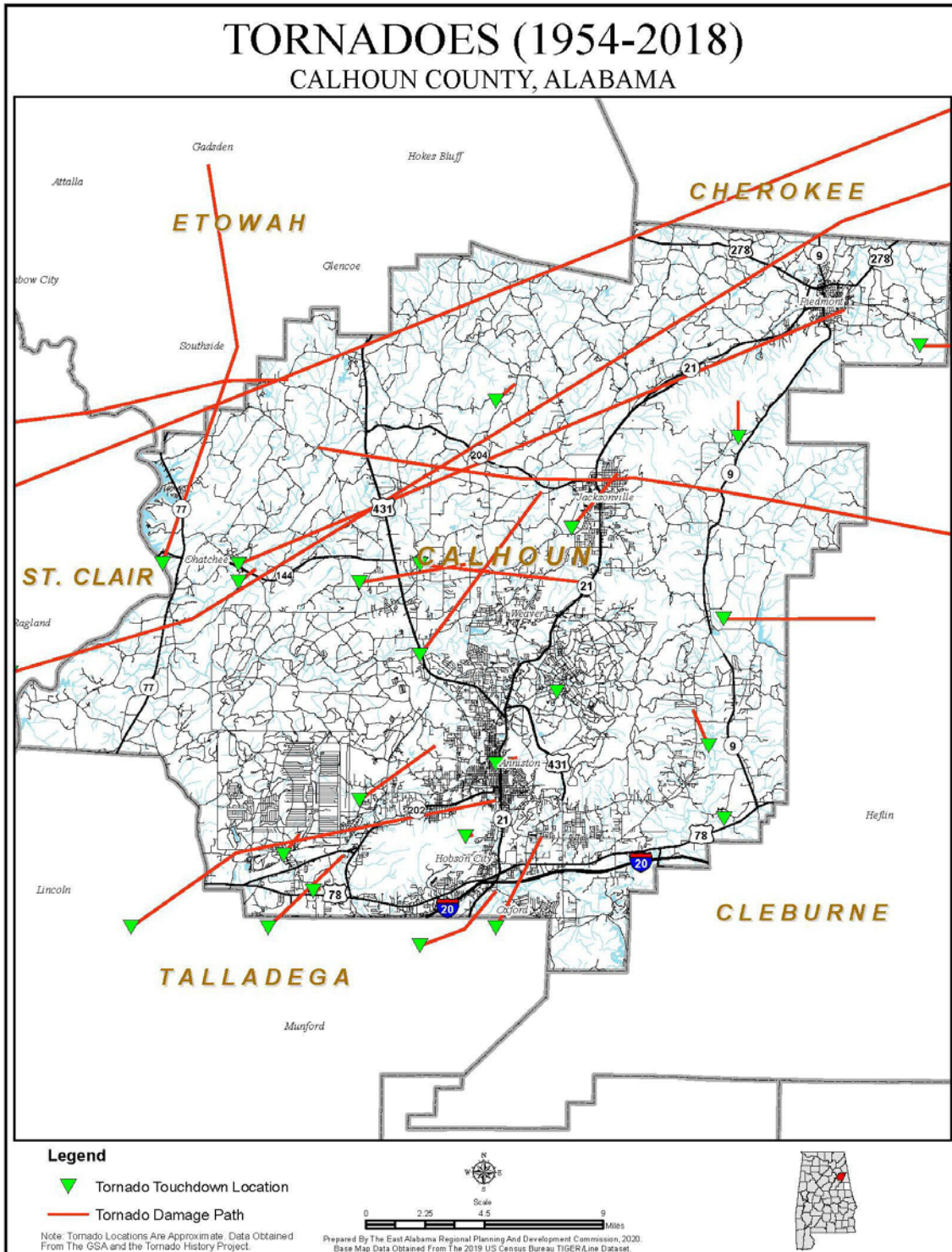


Figure 4.84: Clay County Historical Tornado Tracks

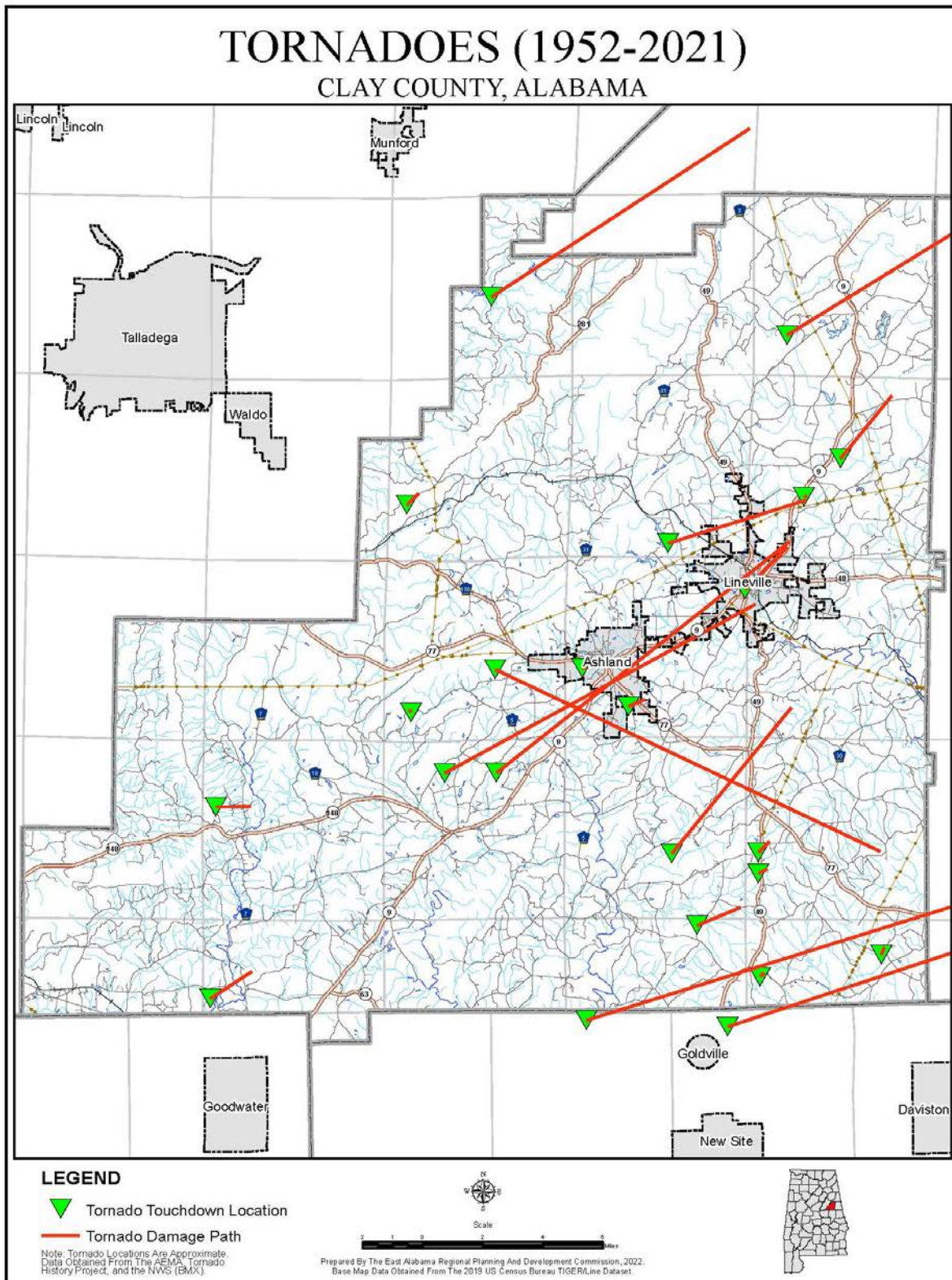


Figure 4.85: Cleburne County Historical Tornado Tracks

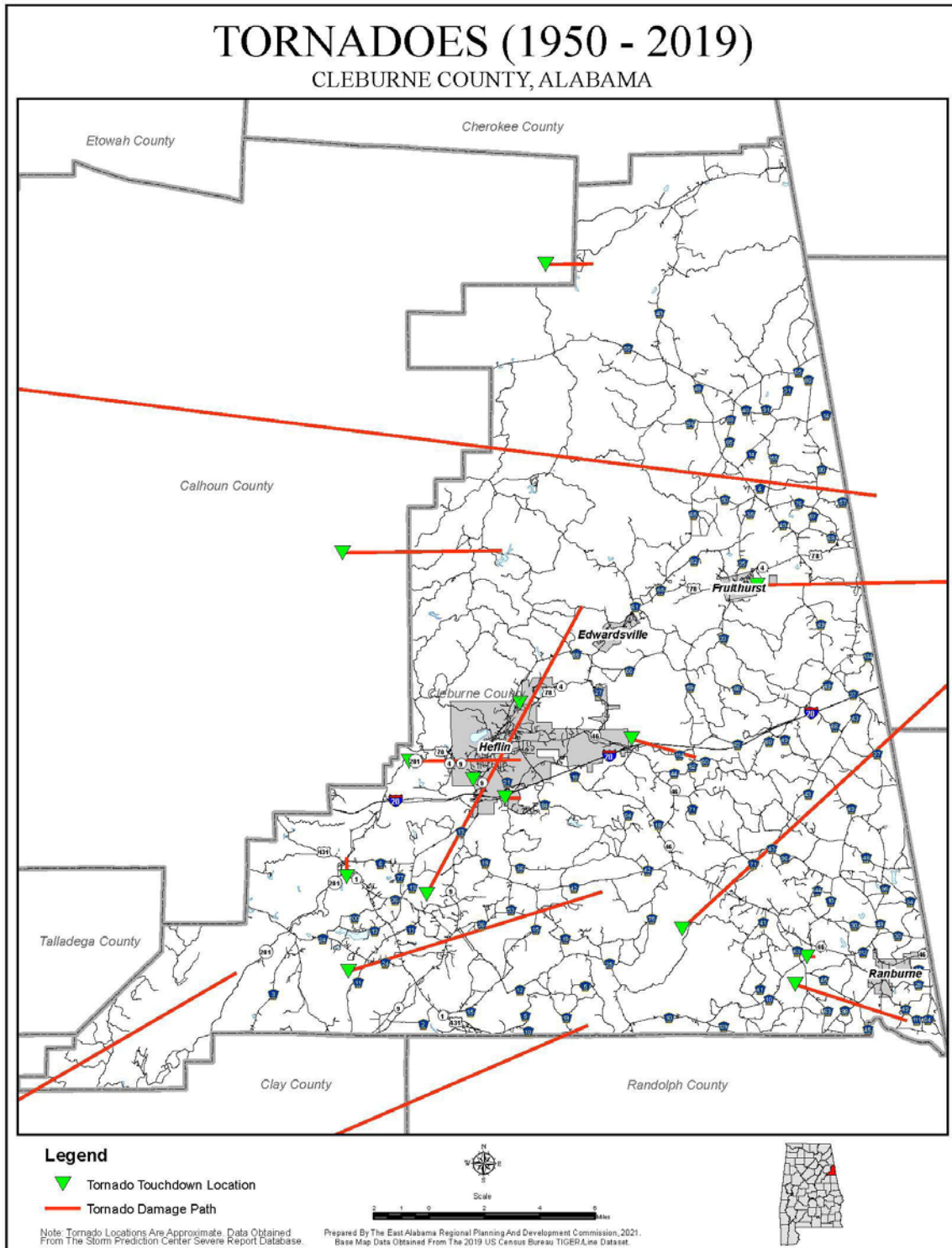


Figure 4.86: Jefferson County Historical Tornado Tracks

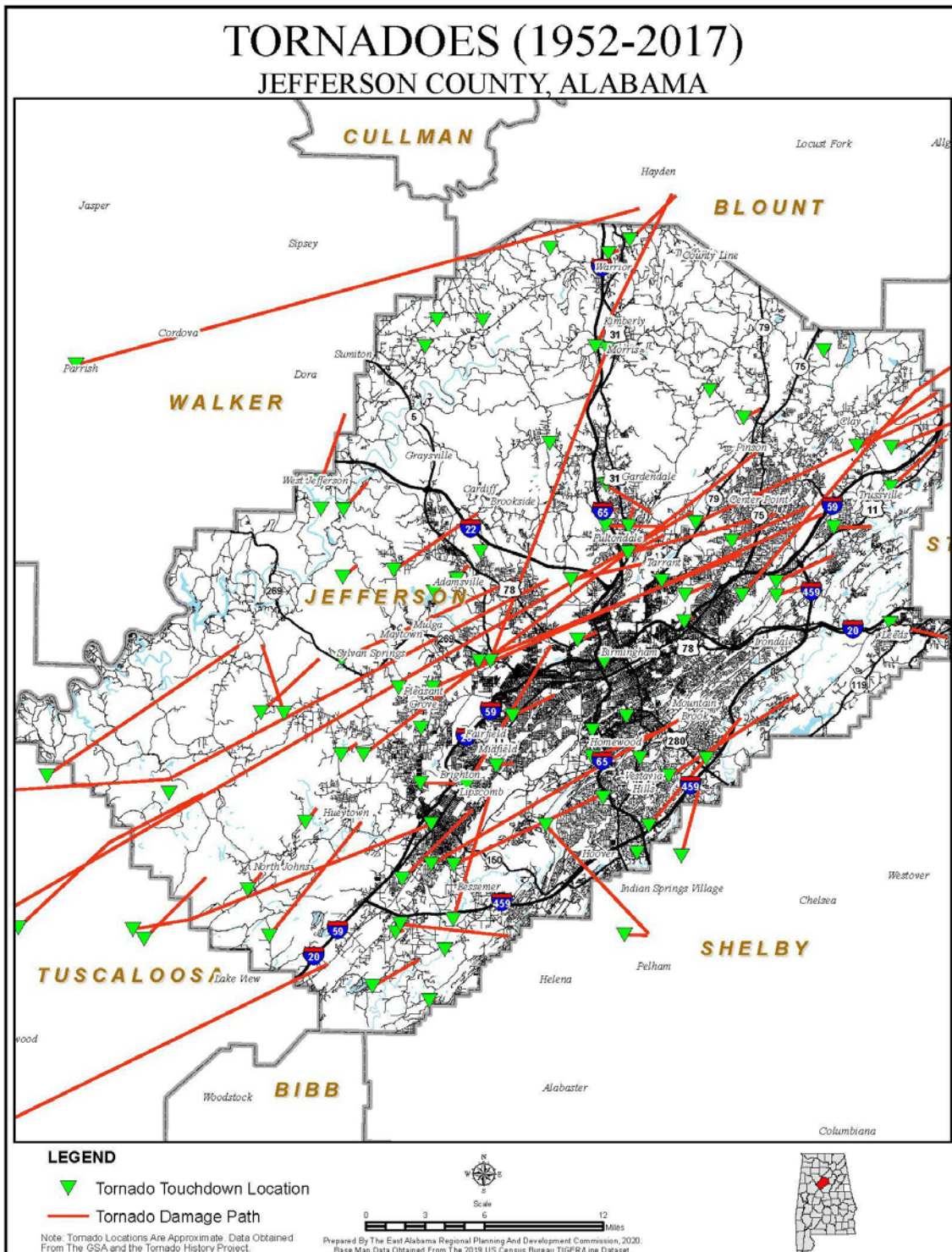


Figure 4.87: Randolph County Historical Tornado Tracks

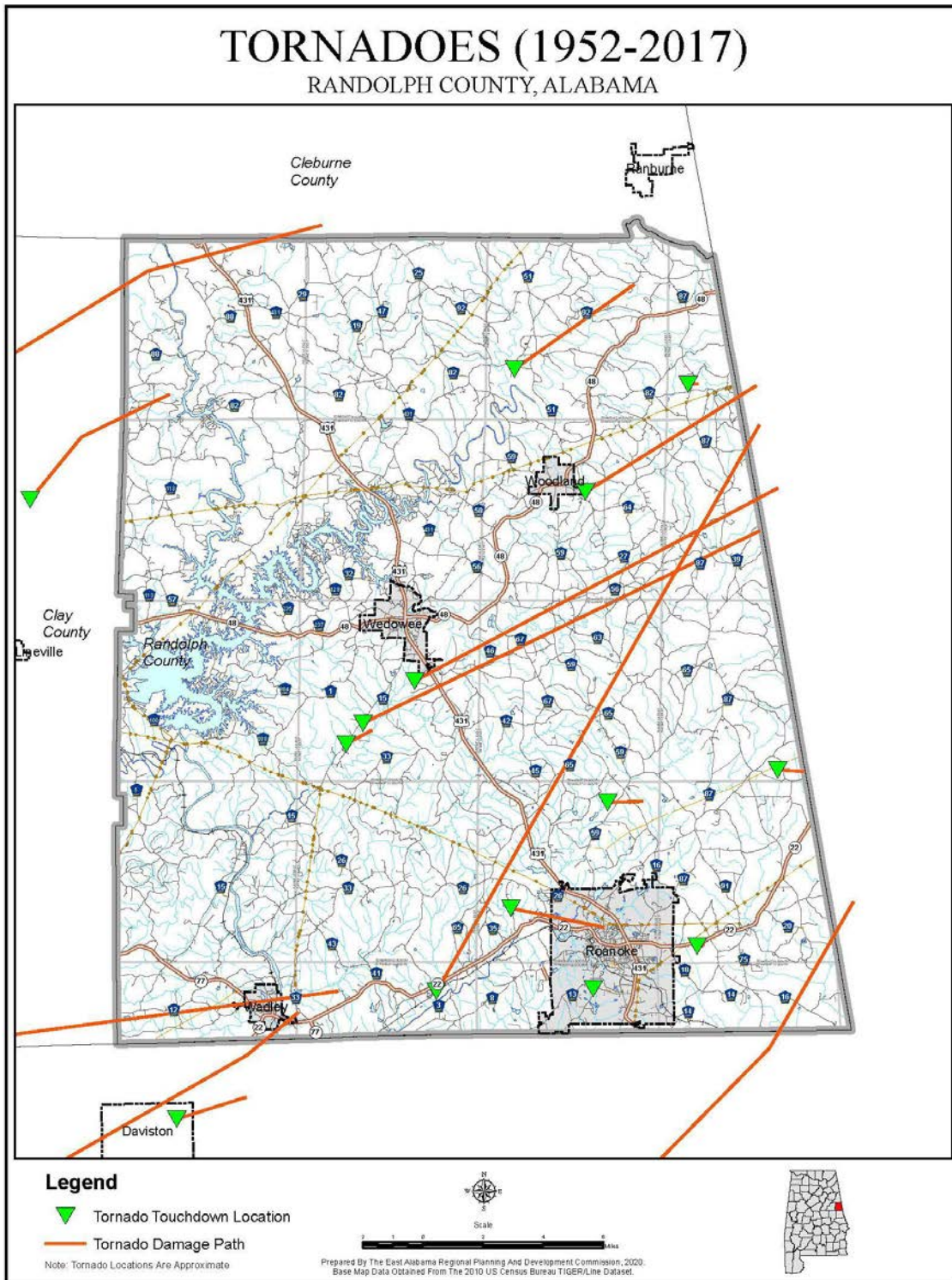


Figure 4.88: St. Clair County Historical Tornado Tracks

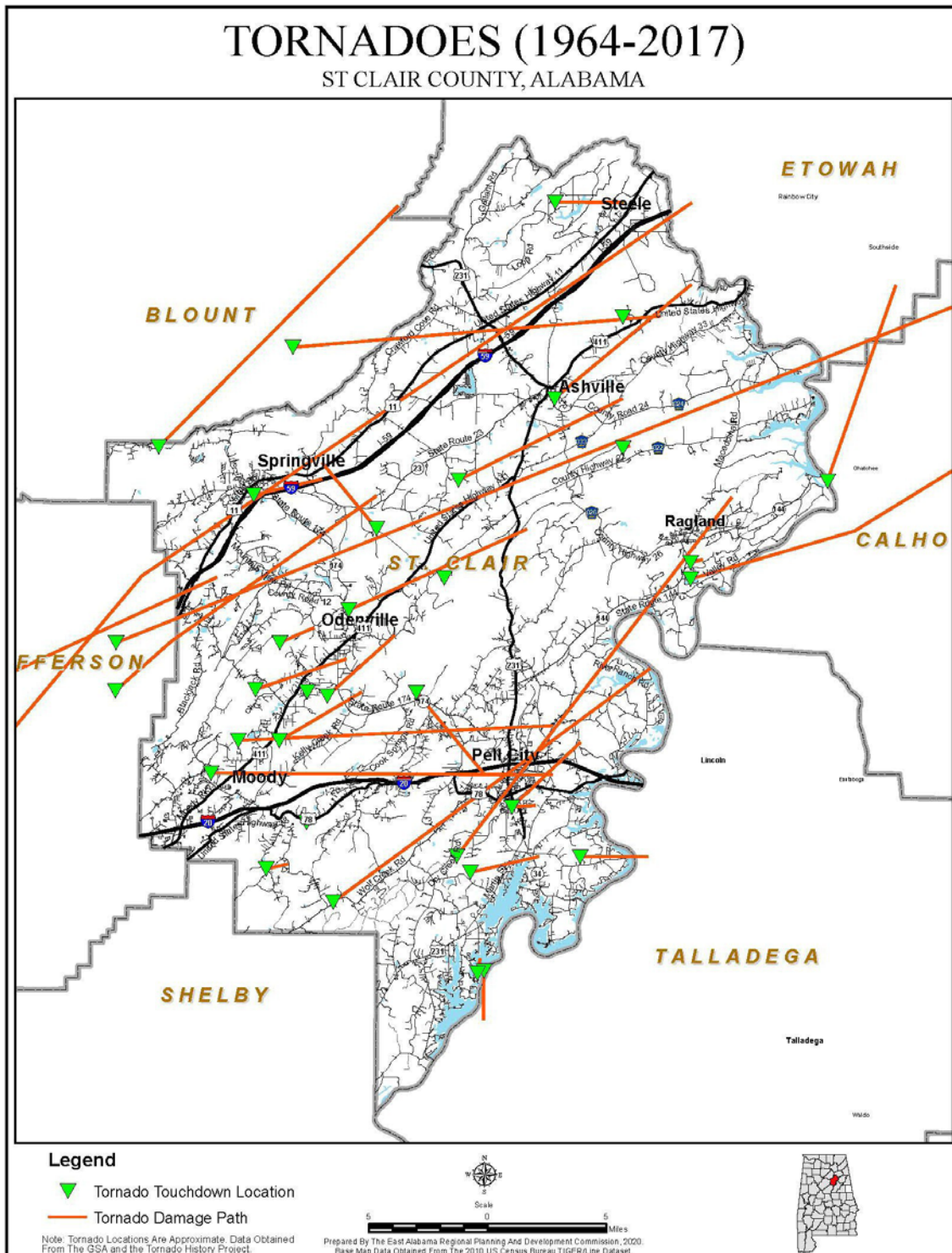


Figure 4.89: Talladega County Historical Tornado Tracks

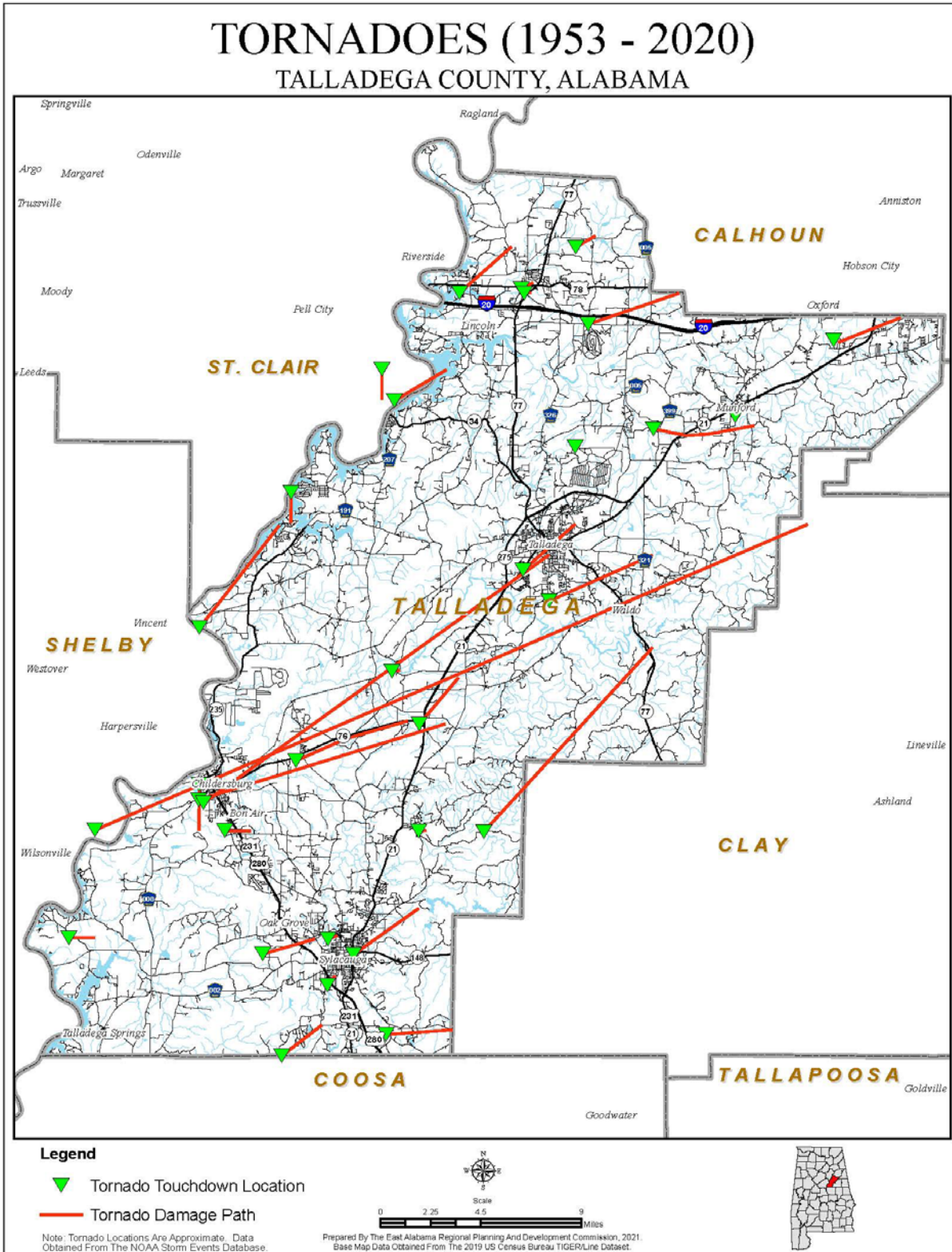


Table 4.11 Annual Tornado Summary – Calhoun, Clay, Cleburne, Jefferson, Randolph, St. Clair, and Talladega Counties

Year	Tornadoes	Fatalities	Injuries	Damages	F0/EF0	F1/EF1	F2/EF2	F3/EF3	F4/EF4	F5/EF5
1952	1	1	26	\$250,000				1		
1953	5	7	24	\$282,500	2		1	1	1	
1954	1	0	26	\$250,000				1		
1956	1	25	200	\$2,500,000					1	
1957	4	1	35	\$2,550,000		1	2			
1958	2	0	0	\$50,000		1	1			
1959	2	0	5	\$252,500		1		1		
1960	3	0	2	\$250,000	1		1			
1961	2	0	0	\$252,500		1		1		
1962	1	0	0	\$25,000			1			
1963	2	0	39	\$300,000			1		1	
1964	5	0	9	\$125,000		1	2	2		
1965	1	0	0	\$25,000			1			
1966	3	0	2	\$50,000	1	2				
1967	5	1	25	\$2,600,000			4	1		
1969	2	0	0	\$275,000		1	1			
1970	1	0	2	\$25,000			1			
1971	4	3	2	\$100,000	1	2	1			
1973	9	1	65	\$100,775,000		2	3	2	2	
1974	5	1	7	\$302,500		1	2	1		
1975	5	1	66	\$3,250,300	1	2	1	1		
1976	5	0	1	\$305,000	1		4			
1977	5	1	0	\$26,000,000			3	1		1
1978	2	0	0	\$27,500	1	1				
1979	3	0	1	\$275,000	1	2				
1980	4	0	6	\$525,000		1	3			
1981	2	0	0	\$50,000		2				
1982	3	0	1	\$277,500		3				
1983	1	2	51	\$2,500,000				1		
1984	13	0	4	\$1,675,000	1	7	4	1		
1985	8	0	5	\$902,500	1	5	2			
1987	1	0	0	\$25,000		1				
1988	1	0	0	\$250,000		1				
1989	5	0	5	\$5,052,500	2	1	2			
1990	5	0	33	\$10,250,000		5				
1991	2	5	13	\$250,000	1	1				
1992	2	0	5	\$2,750,000		2				
1994	2	22	150	\$1,000,000	1				1	
1995	1	0	1	\$10,000	1					
1996	2	0	0	\$125,000	2					

Year	Tornadoes	Fatalities	Injuries	Damages	F0/EF0	F1/EF1	F2/EF2	F3/EF3	F4/EF4	F5/EF5
1998	3	34	270	\$202,095,000		1	1			1
2000	10	1	8	\$5,225,000	3	3	4			
2001	9	0	23	\$2,455,000		4	5			
2002	3	0	0	\$541,000	1	1	1			
2003	10	0	3	\$428,000	4	6				
2004	8	1	1	\$1,595,000	5	2	1			
2005	6	0	0	\$328,000	2	4				
2006	4	0	1	\$844,000	1	3				
2007	2	0	0	\$120,000		2				
2008	15	1	0	\$3,582,000	5	9	1			
2009	5	0	0	\$240,000		5				
2010	3	0	0	\$115,000	1	2				
2011	13	42	781	\$1,051,463,000	3	5	2		3	
2012	6	2	76	\$0	2	2	1	1		
2014	8	0	7	\$0	4	2	2			
2015	1	0	0	\$0			1			
2016	2	0	4	\$0	1		1			
2017	4	0	0	\$0	2	2				
2018	6	0	4	\$0	2	2	1	1		
2019	4	0	0	\$0	4					
2020	2	0	0	\$0	1		1			
2021	9	7	41	\$0	2	2	2	3		

Source: NOAA Storm Events Database; National Weather Service Birmingham, Alabama Tornado Database (2022)

Probability of Future Events

Since 1952, Calhoun, Clay, Cleburne, Jefferson, Randolph, St. Clair, and Talladega Counties have averaged approximately 4 tornado occurrences each year. Based on this historical data, the annual probability for tornado events is High.

SEVERE THUNDERSTORM (HIGH WINDS / HAIL / LIGHTNING)

Background

Thunderstorms are weather events that form through the clash of different air masses, which may cause storms that occur singularly, in lines, or in clusters. The effects of thunderstorms may impact a small area or multiple jurisdictions. Thunderstorm events may cause straight-line winds, hail, and lightning, and if long-lasting or severe, may cause flooding or tornadic activity. Severe thunderstorms may produce damage equivalent to tornadoes over a larger spatial area. Severe thunderstorm events may occur year-round in the region, but the peak of severe thunderstorm events is in spring with a smaller peak in fall.

Straight-line winds from severe thunderstorms may cause wind gusts of hurricane strength that creates property damage, downed trees, and downed power lines.

Hail is ice crystals that sometimes accompany thunderstorms. Hailstones are formed by accumulation due to rapid rising of warm air with subsequent cooling of the air mass. More variance in air temperature may lead to increased diameter of hailstones. When the hailstones reach the ground, they have the potential to cause minor to moderate property damage, especially to roofs and vehicles.

Lightning is a discharge of electrical energy that creates a “bolt” that may stretch from clouds to the ground. An actual lightning strike only affects a small area, though many storms have thousands of lightning strikes that occur during an event. According to the National Weather Service, lightning will follow a path of least resistance, typically striking the tallest object in each area, which could include a person, a power pole, or trees. Lightning may cause building damage due to starting a fire, deaths through striking a person directly or in the immediate vicinity and may cause wildfires in some cases.

Locations Affected

The entire planning area is uniformly susceptible to the occurrence of severe thunderstorms. Severe thunderstorms can be assumed to potentially affect any location in the region, due to occurrences being randomly located and the impossibility of predicting specific areas of storm effects.

Extent

Severe thunderstorms are defined by the National Weather Service as having wind speeds of 58 miles per hour or higher, producing hail at least three quarters inch (3/4”) in diameter, or possessing tornadic capabilities. The effects of severe thunderstorms will have varying spatial effects throughout the planning area from widespread to localized impacts. Severe thunderstorms with straight line winds that affect Calhoun, Clay, Cleburne, Jefferson, Randolph, St. Clair, and Talladega Counties can create wind gusts up to the equivalence of an EF1 tornado.

Historical Occurrences

Severe thunderstorms, through high winds, hail, or lightning, have caused at least 752 instances of documented damages in the planning area between 2010 and 2020 causing 2 (two) deaths, 9

(nine) injuries, and approximately \$589,300 worth of damage.

According to the National Climatic Data Center (NCDC), there have been 222 recorded hail events on 66 days since 2010. These events resulted in \$500 in property damages.

The NCDC has also recorded 4 lightning events with documented negative impacts, causing 2 injuries and an estimated \$110,000 in property damage from 2010 through 2021.

For straight-line winds, the NCDC has recorded five high wind events with an estimated \$25,000 in property damage since 2010 within the planning area.

Due to the isolated nature of many of these events, it is probable that many other damaging occurrences of high winds, hail, and lightning events have occurred, but have gone unreported or unrecorded.

Probability of Future Events

Severe thunderstorm events that cause property damage and potential casualties may affect the planning area throughout the year and have averaged multiple occurrences a year in recent history. This recent history of damaging events causes Calhoun, Clay, Cleburne, Jefferson, Randolph, St. Clair, and Talladega Counties to have a high probability of severe thunderstorm occurrences.

LANDSLIDE

Background

A landslide is a gravity-aided downward and outward movement of soil, rock, and vegetation that lies normally on a sloped surface. Landslides can occur from both natural and human- induced events. Common causes are composition changes on the surface, excessive rain, and construction practices.

Typically, areas that are prone to landslides are on or at the base of steep slopes, base of drainage channels, developed hillsides where leach field septic systems are used, and near previous landslide areas.

Locations Affected

The United States Geological Survey (USGS) documents that much of the planning area has low incidence and low susceptibility of landslides occurring (Figure 4.90). Calhoun, Jefferson, and St. Clair Counties have a few areas of high susceptibility and have had more incidences than the other counties. Northern Cleburne County also has a few areas of high susceptibility. Clay and Randolph Counties show little susceptibility to this hazard, while Talladega County shows only a few swatches of low to high susceptibility through the center of the county.

There is little documentation from the USGS, the Geological Survey of Alabama (GSA), previous local plans, or the public regarding historical landslide incidents.

Extent

There is no magnitude scale for landslides. Therefore, defining the extent of landslides is subjective and difficult to predict. Due to the lack of susceptibility throughout the planning area, the extent of landslide incidents is estimated to be primarily isolated damages to structures and infrastructure. Historic information is not available on the extent of landslides in the planning area.

Historical Occurrences

In Jefferson County in 1988, apartment buildings were destroyed by a landslide during the construction of a nearby festival center in Birmingham, resulting in estimated damages of over \$10,000,000.

On September 22, 2011, the National Weather Service in Birmingham recorded rainfall amounts of 4.95 inches occurring near Leeds. This caused a landslide, inducing several large rocks to block Dunnavant Road. Most landslides in Jefferson County are the result of the collapse of a constructed slope during a rain event.

In April 2014 in Jefferson County, soil from a hillside slumped onto U.S. 31 during heavy rains at Vestavia Hills. The landslide buried a section of highway near Brookwood Hospital under trees, mud, and rock. Repairs were completed within a day.

A 1982 study conducted by Karen F. Rheams of the United States Geological Survey

indicated 23 landslides had occurred in Cleburne County, but also concluded that these were manmade events attributed to roadway construction. However, Cleburne County has had no report of landslides since this study.

The GSA has a map that displays historical landslides (Figure 4.86). Labels for jurisdictional locations can be found below in Table 4.12. However, there is no date listed on the GSA map detailing time frame, so it is from an indeterminate amount of time. For the planning area, Calhoun, Clay, Jefferson, and St. Clair Counties are shown to have had several landslide events.

According to the map, Cleburne, Randolph, and Talladega Counties have had no landslide events. However, there is no specific documentation of any of these landslide events. It is believed that each incident was very localized and minor in nature. There are no damage estimates available for the recorded incidents.

Probability of Future Events

Based on historical information and susceptibility data from the USGS and the GSA, the probability of future landslide events is Low. It is anticipated that most future incidents of landslides will be due to human activity and not due to natural events.

Figure 4.90: AEMA Division G Landslide Susceptibility

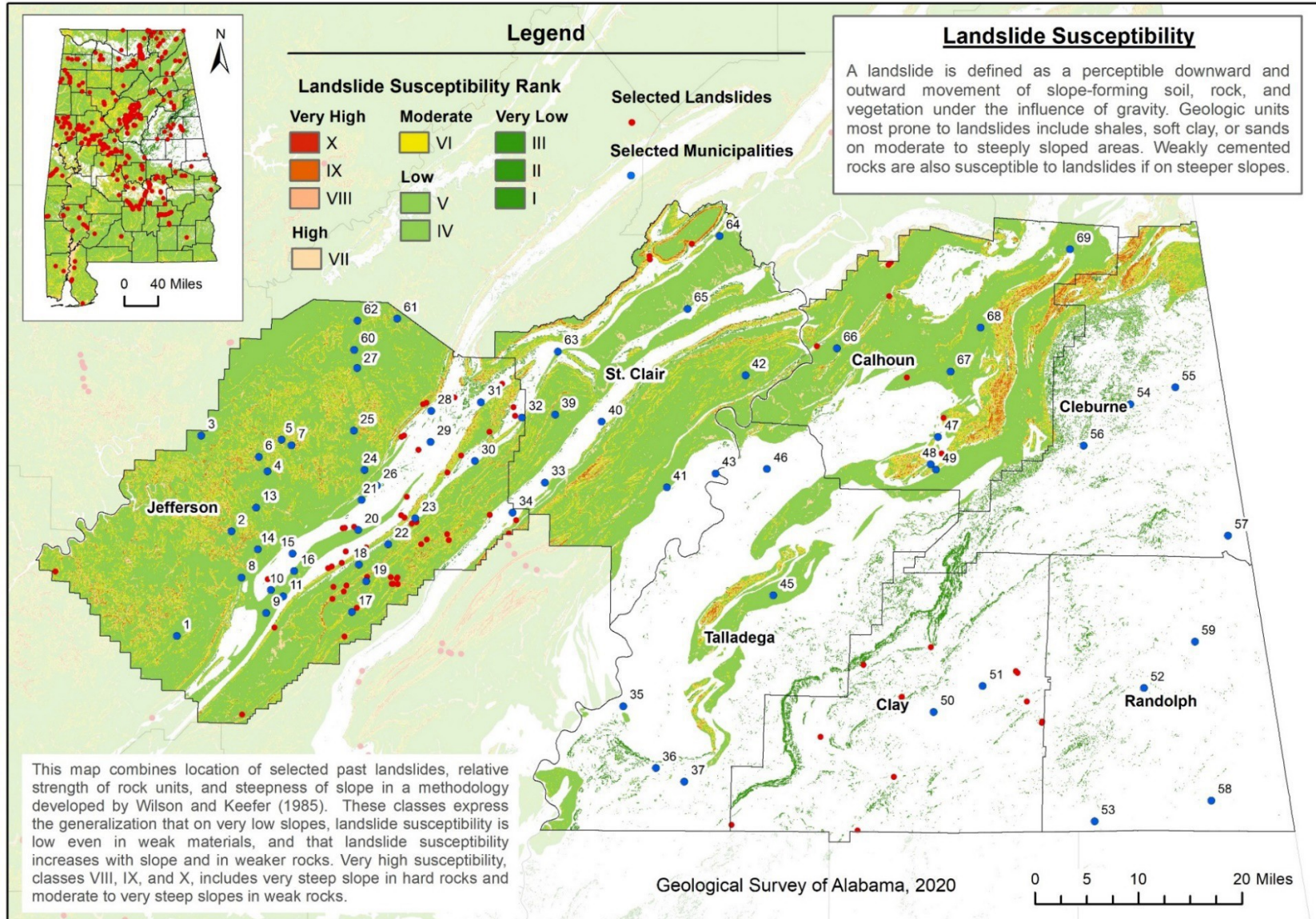


Table 4.12: Jurisdiction Labels for Figures 4.86 and 4.87

Jurisdiction	Label Number	Jurisdiction	Label Number
North Johns	1	Ragland	42
Sylvan Springs	2	Riverside	43
West Jefferson	3	Talladega	45
Adamsville	4	Lincoln	46
Graysville	6	Hobson City	48
Brookside	7	Oxford	49
Hueytown	8	Ashland	50
Bessemer	9	Lineville	51
Brighton	10	Wedowee	52
Lipscomb	11	Wadley	53
Maytown	12	Edwardsville	54
Mulga	13	Fruithurst	55
Pleasant Grove	14	Heflin	56
Fairfield	15	Ranburne	57
Midfield	16	Roanoke	58
Hoover	17	Woodland	59
Homewood	18	Kimberly	60
Vestavia Hills	19	Trafford	61
Birmingham	20	Warrior	62
Mountain	22	Springville	63
Irondale	23	Steele	64
Fultondale	24	Ashville	65
Gardendale	25	Ohatchee	66
Tarrant City	26	Weaver	67
Morris	27	Jacksonville	68
Pinson	28	Piedmont	69
Center Point	29	Piedmont	69
Trussville	30		
Clay	31		
Argo	32		
Moody	33		
Leeds	34		
Childersburg	35		
Oak Grove	36		
Sylacauga	37		
Margaret	39		
Odenville	40		
Pell City	41		

LAND SUBSIDENCE / SINKHOLES

Background

According to the Geological Survey of Alabama (GSA), the most common cause of land subsidence in Alabama is development of sinkholes in areas that have underlying soluble limestone, dolomite, or salt rocks, such as karst terrain. Activities that can cause land subsidence, or sinkholes, include a change in the water table level, change in groundwater flow characteristics, and surface loading that puts pressure on the land surface, including human-induced causes.

Locations Affected

The United States Geological Survey (USGS) shows there are areas of carbonate rock and karst terrain within the planning area's underlying geology. There is little documentation from the USGS, the Geological Survey of Alabama (GSA), previous local plans, or the public regarding historical land subsidence incidents or impacts in the planning area. Clay and Randolph Counties have low susceptibility, and no documented sinkholes. However, Calhoun, Jefferson, and St. Clair Counties have wide swatches of area with medium to high susceptibility and have experienced several sinkholes each. Talladega County has a wide area of high susceptibility, with the most documented sinkholes in the planning area. Cleburne County shows low susceptibility and a couple of sinkholes. Therefore, the planning area is at a slight risk for sinkhole events.

Extent

There is no magnitude scale for land subsidence or sinkholes. Therefore, defining the extent of these hazards is subjective and difficult to predict. Due to the lack of historical data pertaining to the damage of land subsidence in the planning area, the extent of land subsidence incidents is estimated to be primarily isolated damages to structures and infrastructure. Historic information is not available on the extent of sinkholes in the planning area.

Historical Occurrences

The GSA displays sinkhole susceptibility, karst rankings, and past incidences of sinkholes in the planning area (Figure 4.91). Labels for jurisdictional locations can be found above in Table 4.12. However, there is no date listed on the GSA map detailing time frame, so it is from an indeterminate amount of time. It is believed that each area of land subsidence has been very localized and minor in nature. There are no damage estimates available for the recorded incidents. According to Figure 4.91, St. Clair County has had three (3) past incidences of sinkholes, with the karst ranking ranging from low to high across the planning area. Clay and Randolph Counties show both a very low karst ranking and zero past incidences.

Calhoun County shows more than ten (10) sinkholes, and a high karst ranking across most of the county. In *The Anniston Star*, on August 14, 2013, Staff Writer Eddie Burkhalter stated sinkholes are common for Northern Alabama. Of interest to this plan's study period, Burkhalter noted a large sinkhole next to the Publix at Oxford Commons that cost the city more than \$1 million to repair; this was only one of many sinkholes that have occurred in Calhoun County in recent years. In 2013, the Alabama Department of Transportation was beginning a \$9.4 million repair to

a sinkhole that formed beside Alabama 21 at Mile Marker 225. In May of 2013, an 80-foot sinkhole occurred at the Intersection of Weaver Road and Glade Road in Anniston. City workers believed heavy rains washed away dirt and a deteriorated drainage pipe, causing the underground hole. In 2009, a sinkhole large enough to drive a bus into formed at the Intersection of U.S. 78 West and Mountain Crest Avenue, about 3 miles from downtown Oxford.

Jefferson County has had more than twenty (20) past incidences of sinkholes, according to Figure 4.91. West Jefferson County and Trussville have historically encountered the most damaging incidences of land subsidence. A sinkhole costing hundreds of thousands of dollars has also occurred along Interstate 59 and near Regions Field in Birmingham.

In the late 1990s, the City of Trussville in Jefferson County experienced sinkholes around and beneath Trussville Middle School, forcing the closure and rebuilding of the school at a different location. Sinkholes also formed at a nearby park and neighborhood, emptying a pond. Damage estimates total in the millions of dollars.

In January 2008, a Birmingham homeowner in Jefferson County lost his home when it was swallowed by a 75-foot-wide and 30-foot-deep sinkhole.

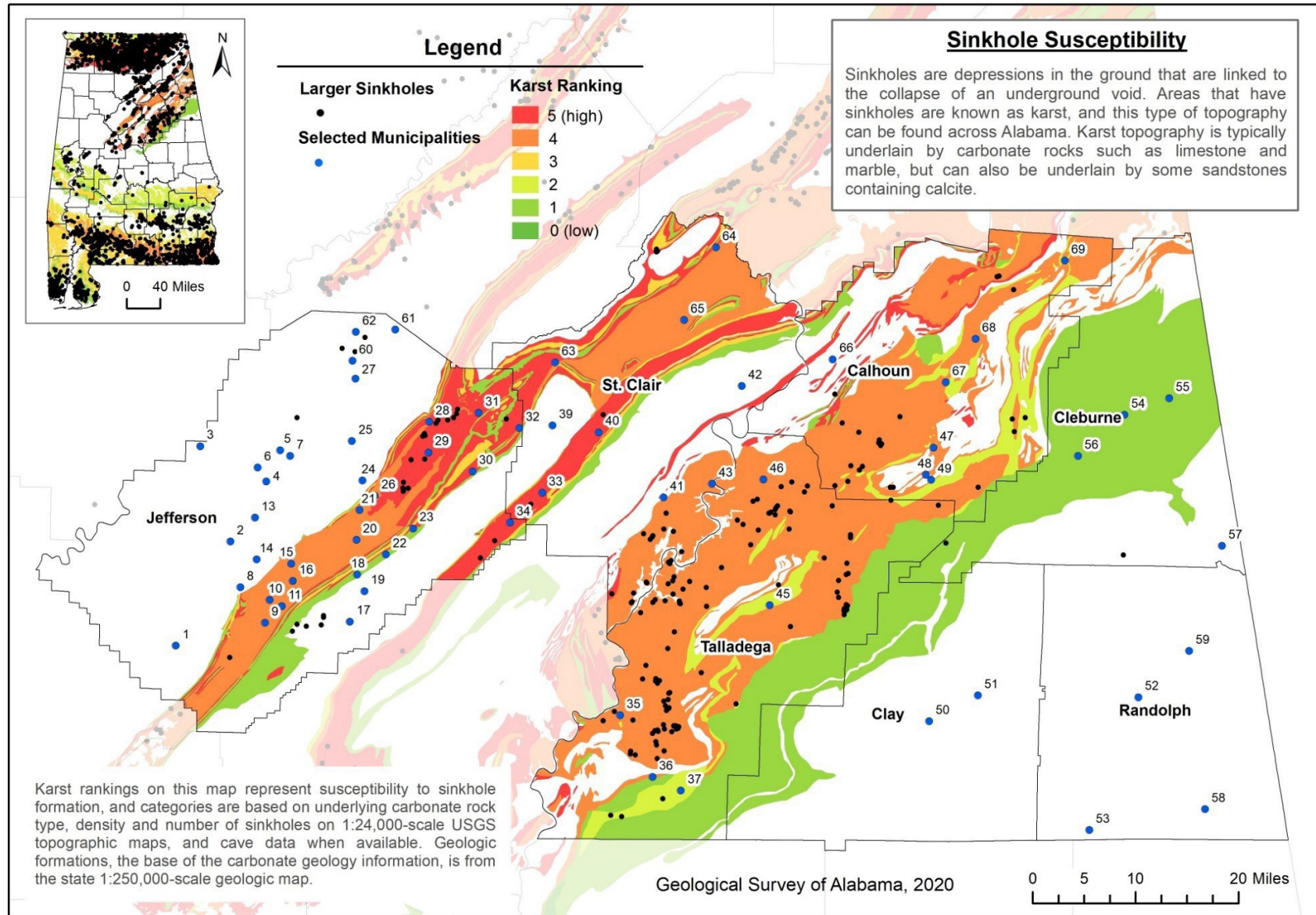
Cleburne County has had two sinkholes in southern portions of the county. Data is limited on these sinkholes, but it is known that the largest was approximately 50 feet in diameter.

According to Figure 4.91, Talladega County has experienced the most sinkholes in the planning area, showing over 50 sinkholes. The extent of the sinkholes ranged from small, one-foot sinkholes to larger sinkholes over 20 feet wide and 50 feet deep. Additional details on these sinkhole events are unavailable.

Probability of Future Events

Based on historical information and susceptibility data from the USGS and the GSA, it is difficult to quantify any future incidence of land subsidence. Based on research of land subsidence in Alabama and limited documentation of previous occurrences, it is believed that future occurrences would provide very minimal impact. There have been several reports of land subsidence damage in the past several years, disparately impacting Jefferson County and Talladega County in particular. The probability for future land subsidence incidents would be regarded as Medium.

Figure 4.91: AEMA Division G Sinkhole Susceptibility and Karst Ranking



WILDFIRE

Background

Wildfires occur from debris burning and other incendiary causes, which can spread throughout forested areas and affect development within wildland urban interface (WUI) areas. They often begin unnoticed, spread quickly, and are usually signaled by dense smoke that may fill the area for miles around. Wildfires can be human caused through acts such as arson or campfires or can be caused by natural events such as lightning. Many wildfires in the planning area are human caused. Fuel sources, such as trees and grass, and weather, such as dry periods or lightning strikes, can contribute to wildfires in Calhoun, Clay, Cleburne, Jefferson, Randolph, St. Clair, and Talladega Counties.

Locations Affected

Many wild land fires occur on privately owned lands, and in rural areas. Additionally, most of the fires occur in areas where homes or structures are endangered. These areas are known as the wildland-urban interface and are defined as areas where development meets wild land vegetation, both of which provide fuel for fires. The wild land urban interface areas have increased significantly throughout the planning area, and now face the risk of major losses from wildfires. Figure 4.92 shows the wildland-urban interface risk areas in the planning area, communicating vulnerability to wildfires. Calhoun, Jefferson, Randolph, St. Clair, and Talladega Counties show a considerable amount of WUI areas, while Cleburne and Clay Counties show a low to moderate portion.

Extent

The magnitude of wildfire events is often classified as total number of acres burned and destructive impacts to people and property, including house fires and casualties. These elements are greatly dependent on other factors, such as weather conditions, available fuel, topography, and existing wildfire mitigation capabilities. The planning area has experienced several major fires in the recent past. In the past 25 years, fires in the City of Hoover and Western Jefferson County, around the Towns of Maytown and Sylvan Springs in 1999 stand out as significant events. Clay County has also experienced significant wildfire events in the past five years. In September 2018, the Bullgap area experienced a large wildfire. In November 2021, two wildfires burned approximately 600 acres. As population and development increases in higher growth areas, the wildland urban interface should be monitored for potential wildfire effects. The combination of cultivated fields, wide roadways, and streams serve as both manmade and natural firebreaks. Figure 4.93 shows the fire intensity scale map for the planning area. According to the Alabama Forestry Commission, the fire intensity scale identifies areas of significant fire behavior potential influenced by fuel hazards, high to extreme weather conditions, and topography.

Wildfires in the planning area generally are moderate in intensity, resulting in destruction of undergrowth and some timber. The soil surface layer of the forest recovers quickly, minimizing erosion and water quality impacts. The entire area is vulnerable to wildfires. The frequency and severity of wildfires is dependent on weather and on human activity. Nearly all wildfires in Calhoun, Clay, Cleburne, Jefferson, Randolph, St. Clair, and Talladega Counties are human caused (only a small percent are caused by lightning), with arson and careless

debris burning being the major causes of wildfires.

Historical Occurrences

Information is limited on historical wildfires in the planning area. There have been no recorded wildfires in the National Climatic Data Center’s (NCDC) Storm Events Database. As reported by WBRC on September 18, 2019, a severe wildfire in Talladega County engulfed approximately 500 acres. At this same time, all 67 counties in Alabama were placed under a fire danger advisory by the Alabama Forestry Commission due to dry weather conditions in the state. As reported by CBS 42 on March 29, 2019, a wildfire occurred in a forested area of Jefferson County, spreading across 20-30 acres.

According to the Alabama Forestry Commission, from 2010 to 2020 Calhoun County experienced 380 wildfires over 12,926.57 acres, Cleburne County experienced 365 wildfires over 10,116.30 acres, Jefferson County experienced 443 wildfires over 11,277.50 acres, Randolph County experienced 261 wildfires over 2,079.96 acres, St. Clair County experienced 241 wildfires over 4,494.85 acres, Talladega County experienced 683 fires over 10,544.35 acres, and Clay County experienced 260 fires over 4,686.55 acres.

Randolph County’s 250-acre fire on March 21, 2011, and St. Clair’s 395.90-acre fire on November 11, 2016 are the largest to affect those counties. Cleburne County experienced more substantial wildfires, such as an 800.00-acre fire on February 22, 2011, and a 475-acre fire on March 21, 2013. Talladega County also experienced a significant wildfire on September 17, 2019, when about 500 acres were burned. Clay County has also been significantly impacted by wildfires, with 1,142 burned between two fires on November 20 and 21, 2021.

Calhoun and Jefferson Counties have been disparately impacted by major wildfires with a 2,500 acres wildfire on January 27, 2014, and a 2,950 acres wildfire on June 4, 2011, respectively. Furthermore, Talladega County has been disparately impacted by the sheer number of wildfire events experienced by the county. Table 4.13 shows major wildfires, defined as those affecting 50 acres or more, in the planning area since 2010.

Table 4.13: Major Wildfire Occurrences by County

Calhoun County	Acres Affected
2/20/10	75.00
4/6/10	50.00
4/11/10	50.00
9/6/10	150.00
9/15/10	88.00
9/23/10	62.00
2/19/11	225.00
2/20/11	225.00
2/20/11	919.00
5/24/11	80.00
8/26/11	74.00
11/2/11	200.00
11/13/11	50.00
3/20/12	60.00
3/17/13	63.00

1/27/14	2500.00
4/2/14	395.00
4/3/14	92.00
4/11/14	250.00
4/11/14	75.00
11/23/15	50.00
3/16/16	70.00
6/28/16	550.00
7/1/16	60.50
9/10/16	150.00
9/25/16	800.00
10/8/16	135.00
10/14/16	80.00
11/19/16	60.00
2/4/17	80.00
2/24/17	350.00
3/6/17	80.00
3/20/17	174.00
11/27/17	80.00
1/4/18	50.00
2/3/18	150.00
2/3/18	80.00
3/9/18	50.00
4/21/18	90.00
7/22/18	95.10
1/12/19	80.00
3/13/19	400.00
9/18/19	76.00
9/22/19	65.00
11/30/19	300.00
2/29/20	60.00
Clay County	Acres Affected
4/2/2010	56.00
2/17/2011	175.00
4/13/2011	74.00
12/10/2012	160.00
3/10/2013	85.00
4/13/2013	185.00
4/22/2013	78.00
12/15/2014	84.00
2/7/2015	60.00
4/26/2016	75.40
9/30/2016	74.30
10/3/2016	55.00
10/4/2016	67.10
10/8/2016	67.00
9/18/2018	60.00
3/30/2019	53.00
5/31/2019	67.00

9/9/2019	55.00
11/17/2020	93.40
4/4/2021	73.00
11/20/2021	753.00
11/21/2021	389.00
3/6/2022	60.00
Cleburne County	Acres Affected
4/4/2010	200.00
10/3/2010	50.00
10/13/2010	60.00
10/17/2010	95.00
10/24/2010	75.00
2/22/2011	150.00
2/22/2011	800.00
2/24/2011	120.00
2/28/2011	70.00
3/21/2011	60.00
3/23/2011	75.00
5/31/2011	85.00
5/31/2011	75.00
8/28/2011	120.00
9/4/2011	80.00
3/8/2012	100.00
7/6/2012	60.00
8/6/2012	52.00
11/10/2012	50.00
11/10/2012	50.00
11/22/2012	75.00

12/3/2012	200.00
3/10/2013	270.00
3/10/2013	50.00
3/14/2013	80.00
3/16/2013	90.00
3/21/2013	475.00
3/29/2013	80.00
4/6/2013	80.00
3/27/2014	200.00
3/27/2014	60.00
4/13/2014	150.00
2/14/2015	50.00
5/23/2015	125.00
3/23/2016	150.00
5/7/2016	85.00
7/1/2016	65.00
7/27/2016	55.00
10/3/2016	50.00
10/26/2016	50.00
10/26/2016	60.00
11/9/2016	248.00
3/6/2017	130.00
3/16/2017	65.00
3/23/2017	86.00
4/1/2017	180.00
4/2/2017	120.00
4/7/2017	52.00
3/22/2019	60.00
3/28/2019	100.00
3/29/2019	200.00
4/1/2019	240.00
4/29/2019	182.00
4/17/2020	50.00
Jefferson County	Acres Affected
2/27/10	225.00
4/6/10	85.00
7/5/10	65.00
10/3/10	60.00
10/7/10	92.00
10/21/10	60.00
10/23/10	597.00
10/24/10	65.00
2/19/11	150.00
2/20/11	70.00
2/21/11	75.00
6/4/11	2,950.00
9/1/11	123.00
11/13/11	85.00
11/13/11	80.00

6/26/12	100.00
2/18/13	50.00
3/29/13	83.00
4/10/14	64.00
8/25/14	267.00
10/27/14	60.00
10/14/15	150.00
2/14/16	50.00
3/20/16	150.00
10/7/16	204.00
10/26/16	225.00
11/1/16	125.00
11/10/16	118.00
11/23/16	460.00
11/23/16	70.00
11/28/16	214.00
2/25/17	60.50
3/21/17	60.00
4/11/17	120.00
3/28/19	50.00
9/6/19	80.00
Randolph County	Acres Affected
3/21/2011	250.00
3/23/2011	80.00
3/11/2013	57.00
3/27/2014	63.00
12/12/2015	88.00
10/3/2016	53.00
3/29/2019	60.00
St. Clair County	Acres Affected
2/21/2010	50.00
8/13/2010	205.00
9/10/2010	50.00
10/10/2010	105.00
11/11/2010	61.00
6/11/2011	66.00
7/1/2012	119.00
2/18/2013	94.00
3/14/2013	170.00
1/22/2014	101.00
2/27/2014	60.00
4/2/2014	57.00
5/4/2014	82.00
8/26/2014	100.00
2/14/2015	50.00
3/10/2016	56.00
8/31/2016	100.00
9/16/2016	62.00

10/4/2016	50.00
10/10/2016	112.00
11/4/2016	395.90
3/23/2017	110.00
3/24/2017	80.00
3/18/2019	50.00
12/1/2019	70.00
Talladega County	Acres Affected
1/15/2010	110.00
3/9/2010	101.00
4/1/2010	50.00
8/18/2010	53.00
9/23/2010	80.00
11/2/2010	103.00
2/13/2011	100.00
2/20/2011	200.00
2/22/2011	80.00
3/23/2011	130.00
4/13/2011	70.00
5/23/2011	54.00
11/26/2011	121.00
1/4/2012	65.00
1/30/2012	130.00
3/18/2012	150.00
3/19/2012	155.00
4/12/2012	105.00
3/8/2013	50.00
3/9/2013	80.00
3/29/2013	75.00
1/27/2014	100.00
8/13/2014	57.00
9/14/2014	118.00
10/23/2014	84.00
11/5/2014	68.00
8/4/2015	195.00
10/18/2015	65.00
6/29/2016	166.00
6/30/2016	166.00
9/11/2016	137.00
9/22/2016	50.00
9/27/2016	70.00
10/7/2016	65.00
10/18/2016	60.00
11/23/2016	145.00
2/17/2017	75.00
9/10/2017	106.00
3/9/2018	80.00
3/20/2019	66.00
9/16/2019	150.00
9/17/2019	470.00
9/17/2019	150.00

9/30/2019	85.00
10/2/2019	50.00
12/8/2019	60.00
1/31/2020	50.00
2/23/2021	50.00
3/6/2021	93.00
3/10/2021	180.00
3/11/2021	60.00
4/23/2021	53.00

Source: Alabama Forestry Commission (3/18/2022)

Probability of Future Events

Calhoun, Clay, Cleburne, Jefferson, Randolph, St. Clair, and Talladega Counties are located in an area where the current fire danger conditions are low to moderate, according to the U. S. Forestry Service. Information on the state and county-level is limited, so wildfire information and susceptibility data will be adjusted in future plan updates. Though multiple isolated wildfires occur each year in the planning area, these have been mostly minor in nature and have not greatly impacted the planning area.

Therefore, the entire planning area will be regarded to have a Low probability for major damage from wildfire events.

Figure 4.92: Wildland-Urban Interface Risk Index in AEMA G

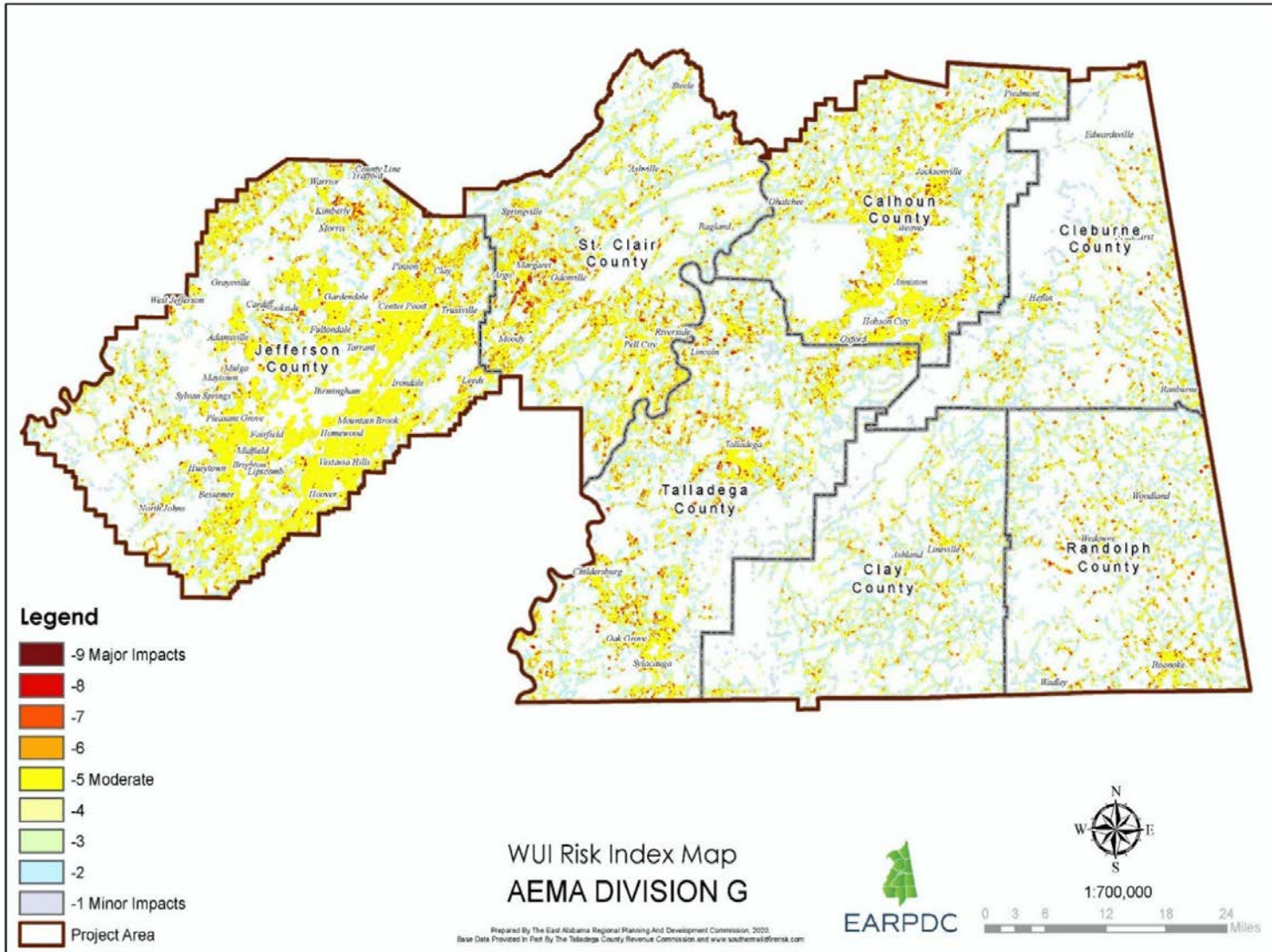
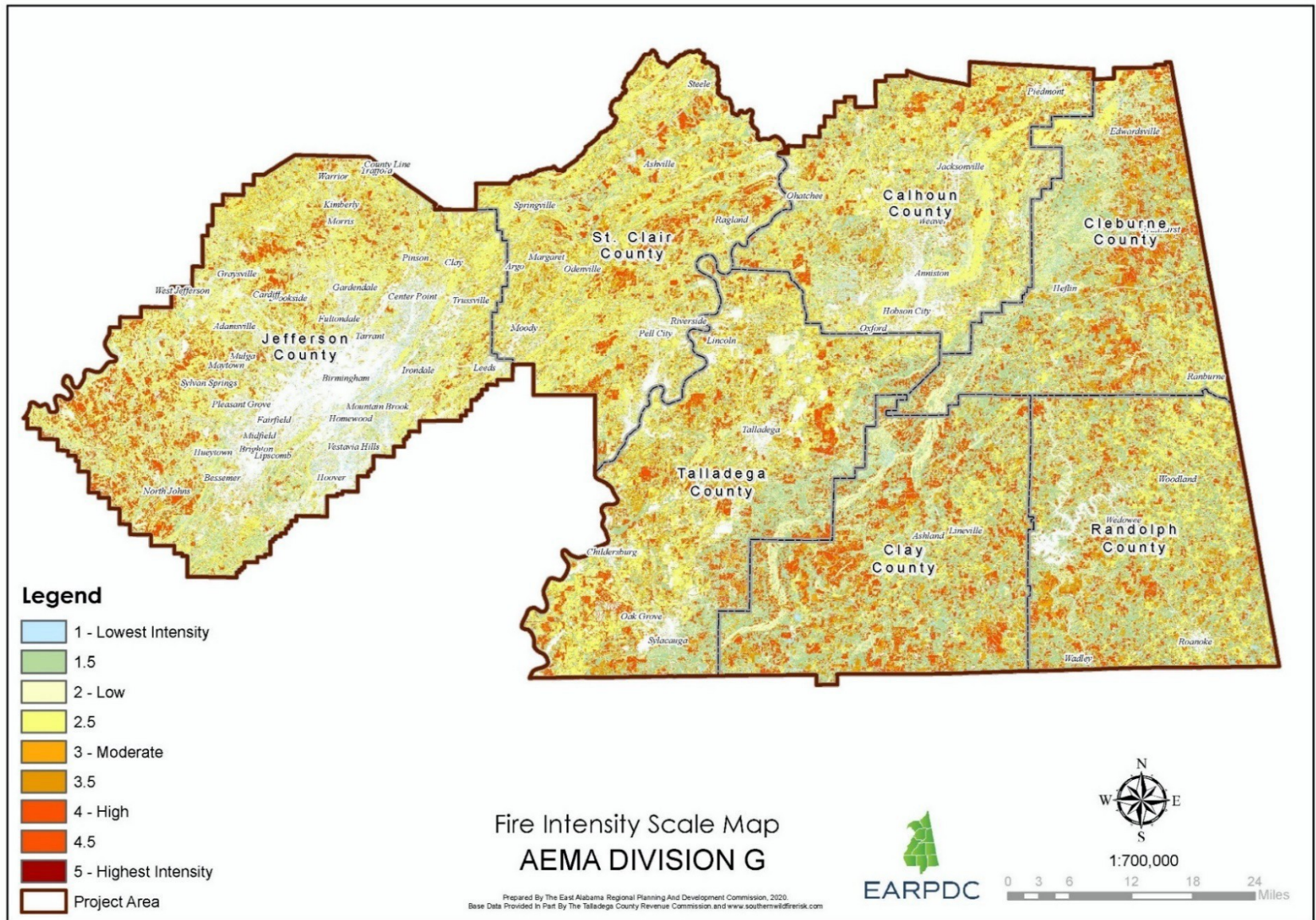


Figure 4.93: Fire Intensity Scale Map for AEMA Division G



WINTER STORM/ICE STORM

Background

Winter storms normally cause heavy amounts of frozen precipitation (snow, freezing rain, and ice), windy conditions, and extreme cold. The effect of winter and ice storms on a community depends on how equipped the community is to handle the storm, as storms can cause power outages, transportation problems, and collapsed roofs on structures. These events may make roads impassable and disrupt power. A snowfall of two inches or more is considered heavy snow for Alabama, especially in the east-central portion of the state. Loss of communications is a common occurrence during a severe winter/ice storm. The related emergencies include hypothermia and other cold-related maladies. Fires due to improvised heating apparatuses are common, as is carbon monoxide poisoning. There usually is sufficient warning for the public to take protective steps. The facilitation of emergency heating and food is critical. A 72-hour emergency kit is crucial in this emergency. Emergency heating centers will also be essential, and rescue of stranded motorists may be a priority. These events are typically short lived in this region. Damage to crops such as timber can be devastating. Emergency power and heating are essential for shelters and other critical facilities. The ability to remove debris such as trees with chain saws and heavy equipment is essential. The ability to apply sand or salt to maintain roads in a passable state is important to allow emergency vehicles and evacuation of affected areas. This type of emergency may affect a large segment of the population and strain shelter resources.

Locations Affected

Winter/ice storms may affect Calhoun, Clay, Cleburne, Jefferson, Randolph, St. Clair, and Talladega Counties on a yearly basis and the entire planning area is susceptible to these storms.

Extent

Winter/ice storms may have varying effects on the planning area. The winter weather documented in the area has generally caused several inches of ice and/or snow, which may cause tree and property damage, power outages, and exacerbate dangerous road conditions. Serious travel problems can occur, resulting in injury or death. Normally in a winter storm event, most non-essential business close for a few days until the weather modifies, which causes some measure of economic loss.

Historical Occurrences

According to NOAA's Storm Events Database, since 1990 Calhoun, Clay, Cleburne, Jefferson, Randolph, St. Clair, and Talladega Counties have had 89 winter storm, ice storm, and extreme cold events, resulting in three fatalities and approximately \$712,000 of property damages.

In March 1993, an event often referred to as the "Blizzard of 1993" severely impacted the eastern portions of the country, including 26 states. This storm had the strength of a Category 3 hurricane, but low temperatures turned the rain to snow. Homes throughout Alabama, an estimated 400,000, were without power following the storm, and at least 14

fatalities resulted. Temperatures dropped into single digits and teens throughout this event. Snow accumulated to 13 inches in Anniston, Birmingham, and Talladega. Damages for the State of Alabama were estimated at \$5,000,000,000.

In January 1996, a winter storm brought a mixture of freezing rain, sleet, and snow to the northern two-thirds of Alabama. Precipitation began as freezing rain and sleet but quickly changed to snow. The precipitation coated roads and caused serious travel problems. On Sunday the 7th, one fatality occurred in an automobile/train collision in Calhoun County that was attributed to icy roads. The teenage driver of the car was not wearing a seat belt and was thrown from the vehicle. Property damages were approximately \$10,000 for all counties.

Less than a month later, Calhoun, Cleburne, Jefferson, and St. Clair Counties were impacted by another winter storm that brought a mixture of freezing and frozen precipitation. Ice accumulations were large enough in many locations to down power lines, trees, or break off tree limbs. Power outages were common but widespread with pockets of outages. This event caused \$15,000 in property damages for Calhoun, Cleburne, St. Clair, and Talladega Counties, and \$25,000 for Jefferson County.

On December 18, 1996, a winter storm impacted Clay County, with snow remaining on the ground for two days after the event. Clay County sustained \$15,000 in property damage due to this winter storm.

On January 28-29, 2000, an ice storm impacted Clay, Cleburne, Randolph, and Talladega Counties. Very light precipitation started falling early in the morning of the 28th. The precipitation was initially a mix of rain, sleet, and snow. Little to no accumulation of snow occurred across the area. The exception was Clay County where some locations reported up to 2 inches. As the day progressed, the precipitation changed to light freezing rain and lasted until the afternoon of the 29th. Significant accumulation of ice occurred on trees and bridges mainly in the higher elevations. Numerous trees and power lines went down across the area and several homes and automobiles were damaged by the falling trees. Many roads were impassable and closed. Thousands of people were without power for several hours. Cleburne and Randolph Counties sustained \$50,000 in property damages, while Talladega and Clay Counties suffered \$10,000 in damages.

On January 24, 2003, the planning area experienced an extreme cold/wind chill event. These temperatures were the coldest experienced in North and Central Alabama in seven years, with early morning temperatures ranging from 2-10 degrees. Many area residents reported frozen and broken water pipes as a result of the extended cold. Several lawn sprinkler systems also froze and burst, making many areas very icy. One woman in Talladega County was found deceased outdoors, apparently having succumbed to the harsh, cold conditions. Many area farmers lost a large part of their strawberry crops as well. There were no damage estimates for this event.

In January 2005, Calhoun, Clay, Cleburne, Randolph, St. Clair, and Talladega Counties experienced an ice storm causing approximately \$100,000 in damage for Randolph County, \$40,000 for Cleburne County, \$65,000 for Clay County, and \$20,000 each for Calhoun, St. Clair, and Talladega Counties. Ice accumulations reached from one-quarter

inch to one inch in a few locations across the planning area. Several trees, tree limbs, and power lines were knocked down and many of the fallen trees temporarily blocked roadways; many roads were closed temporarily due to the icing. Several area bridges became totally iced over and were very hazardous for travel. Power outages were widespread during the early morning hours with up to 30,000 homes and businesses without power.

On December 25, 2010, an average snowfall accumulation of 1.5 inches occurred across St. Clair County with isolated higher amounts, including in the higher elevations of the northern portion of the county where 2.0 inches accumulated. A period of freezing rain led to ice accumulation on area roadways and several vehicle accidents.

Probability of Future Events

Due to the intermittency of winter/ice storm occurrences in the planning area and their serious effects, there is a Moderate probability for major damage caused by a winter storm.

4.3 Technological, Human-Caused, and Disease-Related Hazards

Calhoun, Clay, Cleburne, Jefferson, Randolph, St. Clair, and Talladega Counties have susceptibility to technological and human-caused hazards. General discussions of hazards that may affect the planning area are described in the subsections below.

Structure Fire

Prevention and control are requirements in the building codes and zoning ordinances in many jurisdictions. The most vulnerable structures to fire other than wildfires would likely be those in commercial districts of each jurisdiction. This is primarily due to the proximity of the structures in these areas. The larger jurisdictions in the planning area are generally well-equipped to deal with structure fires that occur in their areas. Rural jurisdictions are primarily served by Volunteer Fire Departments that are continuing to improve the service to their community and have varying ISO ratings and are utilizing funds provided by local legislation and FEMA grants.

Hazardous Materials

There are several areas within the planning area with many industries and commercial businesses. Many of these businesses and industries handle various types and quantities of hazardous materials. Hazardous materials are an ongoing potential hazard due to the large amount of transporting the materials throughout the region. Areas near railroad tracks, especially the lines that bisect the planning area, are particularly vulnerable to HM incidents because of the shipping of hazardous materials through the commercial and residential districts. A rail accident with hazardous materials would be catastrophic regarding loss of life and property damage. There would be little to no time to evacuate the endangered area. Most jurisdictions have a warning network that quickly notifies the public and gives them time to evacuate or escape a rapidly developing incident. Hazardous materials are tracked through Local Emergency Planning Committees and information is disseminated to local first responders.

Terrorism

FEMA classifies terrorism as using illegal force or violence against persons or property for purposes of intimidation or ransom. Groups that are both domestic and foreign in nature, with differing political or religious views may aim for terrorism tactics. The threat of terrorism places certain facilities in greater risk, including government facilities, high profile areas, and utility infrastructure. Different types of terror acts are described below.

Biological or Chemical Attack: Liquid or other contaminants that can be dispersed to cause casualties and negative psychological impact.

Conventional Attack: Active shooter type of situation that is normally an individual or small group that create havoc in a particular area for different means.

Cyber Attack: Normally used to gain information or negatively affect operations due to intrusion into computer systems.

Hostage Situation: Holding people against their will in order to achieve demands, which can be on the realm from international political situations to local domestic situations.

State and local agencies regularly conduct exercises and plan for this potential to incorporate Emergency Service Functions and the State, Federal Emergency Response Plan, and the National Incident Command System. Many local utilities have undertaken a risk assessment of their water system and sewer facilities to determine if any additional security measures are needed for implementation of those mitigating features.

Pandemic/Disease

The nation was recently impacted by the ongoing Coronavirus Pandemic. COVID-19 arrived in the U.S. in March of 2020. COVID-19 is an infectious disease caused by the SARS-CoV-2 virus. This virus causes mild to moderate respiratory symptoms in most people, but some will experience more severe symptoms, causing serious illness or death. Hospitals were overwhelmed with the number of critically ill patients, thousands were suddenly unemployed, and businesses and schools were forced to close with little to no notice. FEMA's top priorities included shielding those most susceptible to COVID-19, decreasing community transmission, protecting those infected, preserving the healthcare system, sustaining supplies, and leading the Federal government support of state, tribal and local vaccination programs. In alignment with President Biden's COVID-19 response plan, FEMA will work with the CDC and other federal agencies to coordinate with state, tribal, and territorial authorities, private sector partners and others to assist with the vaccine distribution. The pandemic has paved the way to be more prepared for future infectious diseases, with measures such as quarantine, masking, vaccine distribution, and social distancing being practiced throughout the COVID-19 pandemic.

4.4 Vulnerability Overview

Table 4.14 provides criteria to assist in a qualitative assessment of the risk and potential impact of each identified hazard. Assigned risk levels were determined based on the hazard profiles developed earlier in this section. The classifications generated from this table assists in the prioritization of hazard risk through objectively looking at the possible scope of the studied hazards. In order to quantify the risk classifications, varying degrees of risk factors (probability, impact, location extent, warning time, and duration) were assigned a value of “1” to “4” and weighted in order to create a total value with a maximum score of 4.0.

Table 4.14: Risk Index for Regional Hazards

Category	Level	Criteria	Index Value	Weighted Factor
Probability	Very Low	Less than 1% annual probability	1	30%
	Low	Between 1% and 10% annual probability	2	
	Medium	Between 10% and 100% annual probability	3	
	High	100% annual probability	4	
Impact	Minor	Very few injuries if any occur. Only minor property damage and minimal disruption of quality of life. Temporary shutdown of critical facilities	1	30%
	Limited	Minor injuries only. More than 10% of property in affected area damaged or destroyed. Complete shutdown of critical facilities for more than one day.	2	
	Critical	Multiple deaths/injuries possible. More than 25% of property in affected area damaged or destroyed. Complete shutdown of critical facilities for more than one week.	3	
	Catastrophic	High number of deaths/injuries possible. More than 50% of property in affected area damaged or destroyed. Complete shutdown of critical facilities for one month or more.	4	
Location Extent	Negligible	Less than 1% of area affected.	1	20%
	Small	Between 1% and 10% of area affected.	2	
	Moderate	Between 10% and 50% of area affected.	3	
	Large	Between 50% and 100% of area affected.	4	
Warning Time	More than 24 hours	Self-explanatory	1	10%
	12 to 24 hours	Self-explanatory	2	
	6 to 12 hours	Self-explanatory	3	
	Less than 6 hours	Self-explanatory	4	
Duration	Less than 6 hours	Self-explanatory	1	10%
	Less than 24 hours	Self-explanatory	2	
	Less than one week	Self-explanatory	3	
	More than one week	Self-explanatory	4	

Table 4.15 assigns a qualitative risk impact assessment for each hazard, based from the hazard profiles created in this section and other input from plan stakeholders. The results were used in calculating the values for each hazard in order to prioritize the regional impacts of identified hazards in this plan.

Table 4.15: Summary of Regional Hazards Risk Impact

Hazard	Degree of Risk					
	Probability	Impact	Location Extent	Warning Time	Duration	Weighted Score
Dam Failure	Low	Critical	Small	12 to 24 hours	Less than 6 hours	2.2
Drought/Extreme Heat	Medium	Minor	Moderate	More than 24 hours	More than one week	2.3
Earthquakes	Low	Critical	Small	Less than 6 hours	Less than 6 hours	2.4
Flooding	High	Critical	Moderate	6 to 12 hours	Less than one week	3.3
High Winds – Hurricanes	Medium	Limited	Moderate	More than 24 hours	Less than 24 hours	2.4
High Winds – Tornadoes	High	Critical	Small	Less than 6 hours	Less than 6 hours	3.0
High Winds – Severe T-storms	High	Minor	Moderate	Less than 6 hours	Less than 6 hours	2.6
Landslides	Low	Minor	Negligible	Less than 6 hours	Less than 6 hours	1.6
Land Subsidence / Sinkholes	Medium	Minor	Small	Less than 6 hours	Less than 6 hours	2.1
Wildfire	Medium	Minor	Small	Less than 6 hours	Less than one week	2.3
Winter Storms	Medium	Limited	Moderate	More than 24 hours	Less than one week	2.5

Based on the results of the hazard assessment summary, the highest priority hazards for the planning area are Flooding (3.3 Score), High Winds-Tornadoes (3.0 Score), and High Winds-Severe Thunderstorms (2.6 Score). It should be noted that this assessment is just a categorization of most likely factors for each hazard.

4.5 Probability of Future Occurrences and Damage Estimates

Table 4.16 estimates hazard event frequency of occurrence cumulatively for the planning area. These estimates were calculated from events recorded at different time periods, based on source data, which is described below. There is no guarantee the recorded level of hazard events will continue at the same rate. However, the figures below will provide at least a possible estimate of potential damages.

The probability (% or events per year) that an identified hazard will occur on an annual basis was determined using the following formula:

$$\text{Probability of Future Events Occurring} = \frac{\text{\# OF HISTORICAL OR REPORTED EVENTS IN A TIME PERIOD}}{\text{\# OF YEARS THE INCIDENTS OCCURRED IN}}$$

Example: 1 Dam Failure events experienced divided by a 20-year period=5% probability of future annual event occurrences.

A similar formula was utilized to determine an estimate of annual future damage:

$$\text{Estimate of Expected Future Damages} = \frac{\text{TOTAL AMOUNT OF DAMAGES}}{\text{\# OF DAMAGE CAUSING EVENTS WITHIN THE TIME PERIOD}}$$

Example: \$1,051,000,000 total reported high winds damage from 2010-2020 with 132 of those being reported as damage causing: \$1,051,000,000/132=\$7,962,121

The time scales for each recorded hazard is listed below (when known and/or applicable) in Table 4.16:

Dam Failure: 2000 through 2020

Drought / Extreme Heat: 2000 through 2020

Flooding: 2000 through 2020

High Winds: 2010 through 2020

Landslides: Unknown

Land Subsidence / Sinkholes: Unknown

Wildfires: 2010 through 2020

Winter Storms: 1990 through 2020

Table 4.16: Natural Hazard Probability and Damage Estimates

Hazard	Occurrences	Time (Years)	Damages Recorded	Probability (Annual)	Estimated Future Damage (Annual)
Dam Failure	1	20	\$400,000	5%	N/A
Drought / Extreme Heat	312	20	N/A	15 events per year	N/A
Flooding	271	20	\$1,016,000,000	13 events per year	\$374,907
High Winds	583	10	\$1,052,000,000	58 events per year	\$180,445
Landslides	>50	N/A	N/A	N/A	N/A
Land Subsidence / Sinkholes	>100	N/A	N/A	N/A	N/A
Wildfires	2,633	10	N/A	263 events per year	N/A
Winter Storms	89	30	\$712,000	3 events per year	\$8,000

Sources: NCDC, Alabama Forestry Commission

Dam Failure: The estimated future damages from dam failure cannot be calculated based on historic records due to lack of data. There has been one documented occurrence in St. Clair County in 2004. Even though dam failure is a rare occurrence and is mostly unprecedented in the planning area, an occurrence could cause critical damages downstream, especially areas near the Cahaba, Coosa, and Tallapoosa rivers.

Drought/Extreme Heat: The estimated future damages from drought and extreme heat cannot be calculated based on historic records due to lack of data. Qualitative documentation shows evidence that drought and extreme heat conditions cause agricultural losses and water quantity issues, but it is difficult to define the exact impact from this hazard.

Flooding: The planning area has recorded at least 271 flooding events in the last two decades causing an estimated \$1.016 billion in damages. The amount of losses for flooding makes it the second highest damaging hazard in the planning area.

High Winds (Hurricanes, Tornadoes, Severe Thunderstorms): The planning area has incurred 583 high wind events over the past two decades causing an estimated \$1.052 billion in damages. The amount of losses for high wind events of varying types makes it the highest damaging hazard in the planning area.

Landslides: The risk of losses from landslides cannot be calculated based on historic records due to lack of data. Though several incidents of landslides have been recorded in the counties, there is no damage estimate attached to those events. Any landslide occurrence in the planning area would most likely be minor in impact due to the localized nature of these events.

Land Subsidence / Sinkholes: The risk of losses from land subsidence events, such as sinkholes, cannot be calculated based on historic records due to lack of data. Though much of the planning area has depressions noted on topographic maps or has karst terrain, information about previous incidents are limited at best with no damage estimates. Any land subsidence occurrence in the planning area would most likely be minor in impact due to the localized nature of these events.

Wildfires: Though wildfires are the most likely hazard to occur in the planning area, with 2,633 wildfire events over a 10-year period, the impact of wildfires have largely been very minor and localized in mostly undeveloped areas. Though historically, wildfires have only affected timber resources in the planning area, future development in wildland urban interface areas should be mindful of this potential hazard.

Winter Storms: The planning area has incurred 89 winter storm events, including snow and ice, over the past thirty years century causing an estimated \$712,000 in damages. These events normally have a short duration and have moderate impacts, though the planning area is not especially prepared for a long duration event if it would occur.

4.6 Total Population and Property Valuation Summary by Jurisdiction This data in Table 4.17 is derived from local municipal government and tax valuation from the local revenue offices, as well as 2010 Census population. This data provides an estimate of total exposure in the planning area.

Table 4.17: Total Population and Property Information by Jurisdiction

Jurisdiction	2010 Total Population	Parcels	Number of Buildings	Total Appraised Value of Improvements
Calhoun County (Unincorporated)	118,572	35,399	87,286	\$2,218,994,600
City of Anniston	23,106	15,429	31,384	\$1,699,645,980
Town of Hobson City	771	610	1,147	\$24,735,740
City of Jacksonville	12,548	5,655	11,311	\$625,025,740
Town of Ohatchee	1,170	7,232	2,412	\$63,246,760
City of Oxford	17,197	11,000	22,566	\$1,242,117,260
City of Piedmont	4,878	16,534	8,188	\$230,647,420
City of Weaver	3,038	6,466	4,234	\$130,583,060
Clay County (Unincorporated)	13,932	11,895	15,160	\$95,772,500
City of Ashland	2,037	1,520	*	\$35,111,320
City of Lineville	2,395	1,740	*	\$21,466,600
Cleburne County (Unincorporated)	14,972	11,787	4,004	\$328,015,210
Town of Edwardsville	202	149	82	\$4,865,200
Town of Fruithurst	284	390	102	\$6,577,200
City of Heflin	3,480	2,497	1,361	\$172,895,330
Town of Ranburne	409	369	248	\$23,990,300
Jefferson County (Unincorporated)	658,466	39,482	29,845	\$9,841,914,970
City of Adamsville	4,522	2,766	2,134	\$242,829,500
City of Bessemer	27,456	14,992	2,134	\$242,829,500
City of Birmingham	210,609	102,851	84,241	\$50,494,795,100
City of Brighton	2,945	2,185	1,357	\$100,715,300
Town of Brookside	1,363	881	530	\$98,671,600
Town of Cardiff	55	71	32	\$1,000,000
City of Centerpoint	16,921	6,180	5,954	\$1,093,088,500
City of Clay	9,708	4,919	4,112	\$636,905,200
Town of County Line	61	50	26	\$2,053,100

City of Fairfield	11,117	4,457	4,389	\$1,129,863,900
City of Fultondale	8,380	4,186	3,459	\$1,278,473,122
City of Gardendale	13,893	7,250	6,442	\$1,903,525,000
City of Graysville	2,165	1,548	1,090	\$87,831,200
City of Homewood	25,167	8489	8,640	\$12,837,117,578
City of Hoover	58,582	20,598	19,957	\$20,176,250,030
City of Hueytown	16,105	8,112	7,114	\$940,163,200
City of Irondale	12,349	6,636	5,244	\$3,225,008,400
Town of Kimberly	2,711	1,842	1,426	\$218,447,898
City of Leeds	9,809	5,449	4,296	\$1,418,459,300
City of Lipscomb	2,210	1,165	838	\$61,602,800
City of Maytown	385	241	183	\$18,207,600
City of Midfield	5,365	2,765	2,502	\$254,340,000
Town of Morris	1,859	1,071	882	\$178,815,300
City of Mountain Brook	20,413	8,328	8,193	\$3,928,645,597
Town of Mulga	836	70	69	\$5,579,500
Town of North Johns	145	164	72	\$2,137,600
City of Pinson	7,163	3,736	3,160	\$459,424,100
City of Pleasant Grove	10,110	4,463	3,722	\$636,550,000
Town of Sylvan Springs	1,542	965	728	\$82,874,000
City of Tarrant	6,397	3,851	3,097	\$620,966,900
Town of Trafford	646	408	286	\$38,267,600
City of Trussville	19,450	10,604	9,295	\$2,877,166,300
City of Vestavia Hills	34,019	14,233	13,455	\$7,005,259,545
City of Warrior	3,176	2,091	1,578	\$236,411,200
Town of West Jefferson	338	313	253	\$26,632,700
Randolph County (Unincorporated)	22,913	6912	6912	\$943,292,573
City of Roanoke	6,074	3984	2490	\$256,150,586
Town of Wadley	751	392	234	\$29,504,866
Town of Wedowee	823	968	479	\$72,010,797

Town of Woodland	184	271	156	\$17,125,535
St. Clair County (Unincorporated)	83,593	26,644	22,823	\$1,348,544,082
City of Argo	4,010	2,238	2,230	\$208,280,040
City of Ashville	2,212	1,676	1,566	\$89,083,890
City of Margaret	4,428	2,832	2,142	\$217,189,360
City of Moody	11,726	5,936	6,345	\$783,847,096
City of Odenville	3,585	2,972	2,599	\$241,967,950
City of Pell City	12,695	7,668	7,701	\$931,889,289
Town of Ragland	1,639	1,166	1,141	\$84,467,207
Town of Riverside	2,208	1,285	1,353	\$107,614,170
City of Springville	4,080	2,571	2,598	\$339,055,590
Town of Steele	1,043	732	827	\$68,529,860
Talladega County (Unincorporated)	82,291	31,940	18,006	\$2,458,428,691
Town of Bon Air	116	*	*	*
City of Childersburg	5,175	3,053	1,980	\$211,743,270
City of Lincoln	6,266	4,567	2,692	\$360,858,976
Town of Munford	1,292	919	610	\$38,857,666
Town of Oak Grove	528	*	*	*
City of Sylacauga	12,749	7,876	4,957	\$636,333,736
Town of Talladega Springs	166	158	86	\$7,763,610
City of Talladega	15,676	8,778	5,604	\$573,609,501
Town of Waldo	283	*	*	*

Source: Regional County Revenue Offices; U.S. Census Bureau

*Information unavailable

It is important to note that actual values may be somewhat higher than those values assigned for tax purposes. Also, these values do not include tax-exempt structures such as government buildings and churches.

4.7 Critical Facilities/Infrastructure by Jurisdiction

Critical facilities are defined as facilities that are essential to the community or may be crucial to the delivery of vital services, such as utilities and public safety. Critical facilities may also house or serve an at-risk population such as schools or hospitals. Critical facilities would also likely result in catastrophic financial loss if severely damaged or destroyed, such as major industrial buildings, courthouses, and other government facilities. Critical facilities may vary from a transmission line that provides vital electricity to the community, to a hospital that provides medical care, or to the local public safety facilities that serve a community.

A concerted effort was made using information from the public, EMA, local government officials and industry stakeholders to identify the critical facilities. Such facilities were considered vital to transportation, energy, communication, health care, utility systems, food services, and the delivery of public safety. Structures that are occupied by at-risk populations such as schools are also included. The information listed below was provided by the individual jurisdictions.

Other critical facilities locations are the facilities that store Extremely Hazardous Substances (EPCRA Section 302-Extremely Hazardous Substances, CERCLA Hazardous Substances, EPCRA, Section 313 Toxic Chemicals, CAA 122®) Regulated Chemicals for Accidental Release Prevention and other facilities that are covered. Local EMA offices maintain these lists.

Table 4.18 lists a summary of critical facilities summarized by type in the planning area. Table 4.19 lists critical facilities and their estimated replacement value. These lists are not all-inclusive and include facilities prioritized by specific jurisdictions. An inventory of critical facilities will be reviewed periodically and continually updated to reflect any changes in each of the jurisdictions.

Table 4.18: Critical Facility Summary

Facilities	Calhoun	Cleburne	Clay	Jefferson	Randolph	St. Clair	Talladega	Planning Area
Fire / Rescue	10	12	10	118	17	2	5	180
Law Enforcement	7	3	4	41	4	1	6	65
Hospital / Health Dept	2	1	2	14	2	2	4	21
Schools	49	8	4	185	13	3	18	285
Airports	1	0	1	2	1	1	2	5

Source: Previous Local Hazard Mitigation Plans

Table 4.19: Critical Facilities Replacement Values

Facility Type	Replacement Value
Calhoun County	
Calhoun County Courthouse	*
U.S. Army Anniston Army Depot	*
Calhoun County EMA	*
Oxford High School	\$18,878,470
Oxford Elementary School	\$12,736,490
Oxford Middle School	\$10,646,800
Oxford Area Vocational School	\$6,733,560
CE Hanna School	\$5,150,290
Coldwater Elementary School	\$7,678,460
DeArmanville Elementary School	\$4,902,510
Piedmont High School	\$3,851,490
The Donoho School	\$4,506,500
Trinity Christian Academy	\$2,200,850
Sacred Heart Catholic School	\$2,502,160
Harvest Child Care and Learning	\$318,150
Cornerstone Christian Academy	\$445,410
Faith Christian School	\$4,283,800
The Learning Tree, Inc.	\$602,610
Martin Luther King Child Development Center	\$233,930
Jacksonville Christian Academy	\$2,973,770
Piedmont Elementary School	\$6,316,030
Anniston City Boot Camp School	\$6,733,560
Anniston Middle School	\$8,794,050
Coosa Valley Regional Detention Center	\$4,349,300
Calhoun County Alternative School	\$4,349,300
Anniston High School	\$7,906,970
Tenth Street Elementary School	\$1,123,000
Goals Alternative School	\$1,123,000
Randolph Park Elementary School	\$1,123,000
Cobb Elementary School	\$1,123,000
Constantine Elementary School	\$1,123,000
Golden Springs Elementary School	\$1,123,000
Wellborn Elementary School	\$1,123,000
Wellborn High School	\$1,123,000
Saks Elementary School	\$1,123,000
Saks High School	\$1,123,000
Saks Middle School	\$1,123,000
Weaver Elementary School	\$1,123,000
Weaver High School	\$1,123,000
White Plains High School	\$1,123,000
White Plains Elementary School	\$1,123,000

Kitty Stone Elementary School	\$1,123,000
Calhoun County Career Technical Center	\$1,123,000
Jacksonville High School	\$1,123,000
Learning Tree Inc Webb	\$1,123,000
Pleasant Valley Elementary School	\$1,123,000
Alexandria High School	\$1,123,000
Alexandria Elementary School	\$1,123,000
Pleasant Valley High School	\$1,123,000
Ohatchee High School	\$1,123,000
Ohatchee Elementary School	\$1,123,000
Piedmont Middle School	\$1,123,000
Stringfellow Memorial Hospital	\$25,146,200
NE Alabama Regional Medical Center	\$52,102,930
Anniston Metropolitan Airport	\$10,651,000
WNSI 810	\$90,000
WHOG 1120	\$90,000
WPID 1280	\$90,000
WDNG 1450	\$90,000
WARB 1580	\$90,000
WLIS-FM CH 220	\$90,000
WWWQ CH 263	\$90,000
WJCK CH 202	\$90,000
WVOK CH 250	\$90,000
WGRW CH 214	\$90,000
Anniston Fire Department	\$1,260,000
Quad Cities Vol. Fire Department	\$1,260,000
Jacksonville Fire Department	\$1,260,000
White Plains Vol. Fire Department	\$1,260,000
City of Piedmont Fire Department	\$1,260,000
Alexandria Vol. Fire Department	\$1,260,000
Webster's Chapel Vol. Fire Dept.	\$1,260,000
Mount Olive Vol. Fire Dept.	\$1,260,000
Weaver Fire Dept.	\$1,260,000
Ohatchee Fire Department	\$1,260,000
Oxford Police Dept.	\$1,260,000
Jacksonville Police Dept.	\$1,260,000
Piedmont Police Dept.	\$1,260,000
Anniston Police Dept.	\$1,260,000
Ohatchee Police Dept.	\$1,260,000
Weaver Police Dept.	\$1,260,000
Hobson Police Dept.	\$1,260,000

Choccolocco Creek WWTP	\$599,400
Fort McClellan WWTP	\$599,400
Jacksonville WWTP	\$599,400
Piedmont WWTP	\$599,400
Township Service Corp Silver Lake	\$599,400
Anniston Water Works and Sewer Board	\$25,000,000
Jacksonville Water Works, Gas, & Sewer Board	*
Southern Natural Gas	\$981,000
Alabama Power Co. Henry Hydro	\$990,000
Alabama Power-Anniston Garage	\$990,000
Alabama Power- Neely Henry Dam	\$990,000
Clay County	
EMA Office	\$353,000
County Engineering Office and Equipment	\$1,210,000
County Courthouse	\$2,172,000
Ashland City Hall	\$649,287
Clay County Hospital, 83825 Hwy. 9	*
Ashland Senior Center/Recreation Facilities	\$863,227
Ashland Library	\$229,580
Ashland Equipment Building	\$42,990
Ashland Building rented to Post Office	\$713,856
Lineville City Hall	\$225,000
Lineville Public Works Facilities – Street Department	\$150,000
Lineville Senior Center/Recreation Facilities	\$600,000
Lineville Library	\$200,000
Delta VFD, 51 Delta Church Road, Delta, AL	*
Hollins VFD, 404 Chapman Road, Goodwater, AL	*
Cragford-CorinthVFD, 9203 Ragford Road, Cragford,	*
Tri-County VFD, 2051 Fire Hose Road, Goodwater,	*
Millerville VFD, 40 School House Road, Millerville,	*
Ashland Fire Department , 21 3 rd Ave. South	\$110,328
Barfield VFD, 38 Barfield Fire Department Road	*
Coppermine VFD, 6480 Co. Road 31	*
Lineville VFD, 88730 Hwy. 9	\$250,000
Pine Grove VFD	*
County Water System	\$2,500,000
Ashland Water System	\$1,161,873
Ashland Sewer System	\$500,000

Lineville Water System	\$1,316,352
Lineville Sewer System	\$3,265,000
Sheriff's Department and Jail, Courthouse Square	\$4,200,000
Police Department, 100 2 nd Ave. North	\$199,253
Lineville Police Department	\$150,000
First Assembly Christian School, P. O. Box 697	*
Ashland Elementary School, 223 3 rd St. SW	*
Clay County High School, 220 3 rd St. SW	*
Lineville Elementary	*
Wellborn Cabinet, 38669 Hwy. 77 South (Hazardous Materials – Xylene and Toluene)	*
Cleburne County	
Forte Power Systems	\$18,433,960
Cleburne County Health Department	\$347,200
Cleburne County Nursing Home	\$2,539,930
Carollion Oaks Assisted Living	\$3,924,000
Heflin Recreation Center (Storm Shelter)	*
Heflin Baptist Church (Storm Shelter)	\$1,324,600
Cleburne County Courthouse	\$1,135,810
Alabama Department of Transportation	\$1,293,050
Fruithurst Group Home	\$337,890
Fruithurst City Hall/Senior Center	\$167,000
Ranburne City Hall/Senior Center	*
Edwardsville Town Hall	\$75,000
Heflin City Hall	\$300,000
Cleburne 911	\$900,000
Cleburne County Sheriff's Office	\$4,000,000
Heflin Police Department	\$314,800
Ranburne Police Department	\$15,400
Cleburne County EMS	\$338,800
Pleasant Grove Elementary	\$2,217,690
Fruithurst Elementary School	*
Ranburne High School	*
Ranburne Elementary School	*
Cleburne County Elementary School	\$3,621,010
Cleburne County Middle School	*
Cleburne County High School	\$12,234,750
Cleburne County Technical School	\$752,380

Borden Communication Tower	*	
Cheaha Communication Tower	*	
Turkey Heaven Communication Tower	*	
Oak Grove Communication Tower	*	
Heflin Fire Department		\$171,000
Hollis VFD	*	
Ranburne VFD		\$147,700
Fruithurst VFD	*	
Abernathy VFD		\$77,190
Cane Creek VFD		\$57,300
Micaville VFD		\$97,050
Borden VFD		\$75,700
Muscadine VFD		\$52,900
Macedonia VFD		\$91,700
Turkey Heaven VFD		\$144,820
Pineywoods VFD		\$69,200
AL Power CR 18 Substation	*	
AL Power Hwy 46 Substation	*	
AL Power CR 11 Substation	*	
AL Power Hwy 78 Substation	*	
Colonial Pipeline Petroleum Pumping Station	*	
Progas Propane Fill Station Hollis	*	
Progas Propane Fill Station Fruithurst	*	
Progas Propane Fill Station Ranburne	*	
Robinson Propane Fill Station	*	
ALGA Propane Fill Station	*	
Southern Natural Gas	*	
Norfolk Southern	*	
Centurylink	*	
Alabama Power Substation	*	
County Water System		\$15,000,000
Heflin Sewer System		\$4,500,000
Water Pumps/Tanks/Towers		
Master Meter and Chlorine Booster Stations	*	
BPS #1 Chlorine Injector	*	
Ranburne Master #1	*	
Ranburne Master #2	*	
Heflin Master	*	
Tanks/Pump Stations		
North Tank	*	

BPS #1	*
BPS #2	*
431 Tank	*
BPS 10	*
25 Tank	*
Turkey Heaven Tank	*
46 Pump	*
Benefield Pump	*
Water Authority Office	*
Jefferson County	
Abrams Elementary School	\$328,400.00
Adamsville Elementary School	\$430,500.00
Advent Episcopal School	\$20,590,600.00
Alabama School of Fine Arts	\$23,148,000.00
Avondale Elementary School	\$753,500.00
Bagley Elementary School	\$132,500.00
Barrett Elementary School	\$630,000.00
Bessemer Academy	\$1,308,800.00
Bessemer Center for Technology	\$8,828,500.00
Bessemer City High School	\$8,828,500.00
Bessemer City Middle School	\$439,000.00
Bluff Park Elementary School	\$1,100,000.00
Booker T. Washington Elementary School	\$479,300.00
Bragg Middle School	\$2,240,000.00
Brighton School	\$159,600.00
Brocks Gap Intermediate School	\$18,732,200.00
Brookville Elementary School	\$77,800.00
Brookwood Forest Elementary School	\$2,382,000.00
Brown Elementary School	\$125,300.00
Bryan Elementary School	\$326,400.00
Burkett Center MH	\$229,500.00
Bush Hills STEAM Academy	\$928,000.00
Bush Middle School	\$50,600.00
C.J. Donald Elementary School	\$139,200.00
Cahaba Elementary School	\$77,200.00
Cahaba Heights Elementary School	\$1,219,700.00

Carver High School	\$468,000.00
Center Point Elementary School	\$241,000.00
Center Point High School	\$334,500.00
Central Park Christian School	\$13,645,700.00
Central Park Elementary School	\$225,000.00
Chalkville Elementary School	\$345,500.00
Charles F. Hard Elementary School	\$167,300.00
Cherokee Bend Elementary School	\$5,248,000.00
Clay Chalkville High School	\$2,208,400.00
Clay Chalkville Middle School	\$2,208,400.00
Clay Elementary School	\$2,208,400.00
Concord Elementary School	\$241,700.00
Corner High School	\$164,000.00
Corner Middle School	\$131,200.00
Creative Montessori School	\$2,687,000.00
Crestline Elementary School	\$1,984,000.00
Crumly Chapel Elementary School	\$237,900.00
Deer Valley Elementary School	\$785,000.00
Dupuy Alternative School	\$148,400.00
East Elementary School	\$864,000.00
Edgewood Elementary School	\$960,000.00
EPIC Alternative Elementary School	\$3,136,300.00
Erwin Intermediate School	\$7,358,500.00
Erwin Middle School	\$7,358,501.00
Fairfield High Preparatory School	\$624,000.00
Fultondale Elementary School	\$113,100.00
Fultondale High School	\$454,000.00
Gardendale Elementary School	\$2,240,000.00
Glen Oaks Elementary School	\$114,300.00
Glenn Iris Elementary School	\$3,049,200.00
Grantswood Community School	\$1,938,800.00
Green Acres Middle School	\$61,500.00
Green Valley Elementary School	\$4,650,000.00
Greenwood Elementary School	\$359,700.00
Greenwood Elementary School	\$155,100.00
Gwin Elementary School	\$1,548,000.00
Hall-Kent Elementary School	\$448,500.00
Hayes Elementary School	\$920,800.00
Hemphill Elementary School	\$94,100.00
Heritage Christian Academy	\$5,879,900.00
Hewitt-Trussville High School	\$2,215,300.00

Hewitt-Trussville Middle School	\$390,000.00
Highlands School	\$4,632,200.00
Hillview Elementary School	\$90,900.00
Holy Family Catholic Academy	\$4,632,200.00
Holy Family Cristo Rey Catholic School	\$104,100.00
Homewood High School	\$3,336,000.00
Homewood Middle School	\$952,500.00
Hoover Christian School	\$5,260,400.00
Hoover High School	\$7,649,300.00
Hudson Elementary School	\$148,200.00
Hueytown High School	\$357,600.00
Hueytown Middle School	\$210,000.00
Huffman Academy	\$364,500.00
Huffman High School	\$20,656,500.00
Huffman Middle School	\$1,207,900.00
i3 Academy	\$2,087,900.00
Inglenook Elementary School	\$33,800.00
Irondale Community School	\$116,300.00
Irondale Middle School	\$93,000.00
Islamic Academy of Alabama	\$587,900.00
Jackson Olin High School	\$280,800.00
Jefferson Christian Academy	\$2,722,900.00
Jefferson County Counseling and Learning Center	\$260,000.00
Jefferson County IB School (Irondale)	\$1,470,600.00
Jefferson County IB School (Pleasant Grove)	\$225,000.00
John Carroll Catholic High School	\$4,007,500.00
Johnson Elementary School	\$77,500.00
Jones Valley Middle School	\$272,300.00
Jonesboro Elementary School	\$91,500.00
Leeds Elementary School	\$753,000.00
Leeds High School	\$550,000.00
Leeds Middle School	\$385,000.00
Leeds Primary School	\$773,900.00
Liberty Park Elementary School	\$2,240,000.00
Liberty Park Middle School	\$2,240,001.00
Lipscomb Elementary School	\$57,900.00
Louis Pizitz Middle School	\$3,996,000.00
Magnolia Elementary School	\$448,800.00
Martha Gaskins Elementary School	\$480,300.00
McAdory Elementary School	\$145,000.00

McAdory High School	\$999,400.00
McAdory Middle School	\$999,400.00
McElwain Christian Academy	\$7,790,800.00
Midfield Elementary School	\$99,000.00
Midfield High School	\$300,000.00
Minor Community School	\$135,500.00
Minor Elementary School	\$62,800.00
Minor High School	\$90,200.00
Mortimer Jordan High School	\$245,500.00
Mount Olive Elementary School	\$256,000.00
Mountain Brook Elementary	\$1,965,400.00
Mountain Brook High School	\$3,919,000.00
Mountain Brook Junior High	\$3,050,400.00
Mountain View Baptist School	\$1,864,500.00
New Hope Christian Elementary School	\$3,642,000.00
New Horizon Alternative School	\$1,209,300.00
North Highland Elementary School	\$78,000.00
North Jefferson Middle School	\$107,400.00
Norwood Elementary School	\$541,000.00
O.W. Mitchell Middle School	\$337,700.00
Oak Grove Elementary School	\$158,000.00
Oak Grove High School	\$529,500.00
Oliver Elementary School	\$155,100.00
Our Lady of Sorrows Catholic School	\$4,192,500.00
Oxmoor Valley Elementary School	\$199,400.00
Paine Elementary School	\$3,066,200.00
Parker High School	\$790,500.00
Phillips Academy	\$6,720,000.00
Pinson Valley High School	\$259,800.00
Pleasant Grove High School	\$91,800.00
Princeton Alternative School	\$73,200.00
Putnam Middle School	\$186,500.00
Ramsay High School	\$6,612,400.00
Restoration Academy Elementary Campus	\$999,100.00
Restoration Academy JR/SR Campus	\$2,018,700.00
Robinson Elementary School	\$223,100.00
Robinson Elementary School	\$94,800.00
Rock Creek Academy	\$155,400.00
Rocky Ridge Elementary School	\$565,000.00
Rudd Middle School	\$9,527,500.00
Rutledge Middle School	\$88,800.00

Saint Francis Xavier School	\$10,173,400.00
Saint Rose Academy	\$29,277,300.00
Shades Cahaba Elementary School	\$3,214,700.00
Shades Mountain Elementary	\$1,160,800.00
Shades Valley High School	\$1,470,600.00
Shades Valley Technical Academy	\$270,400.00
Simmons Middle School	\$1,548,000.00
Smith Middle School	\$196,700.00
Snow Rogers Elementary School	\$186,800.00
South Hampton	\$191,300.00
South Shades Crest Elementary School	\$184,400.00
Spring Valley School	\$3,636,100.00
St. Aloysius Catholic School	\$686,130.00
St. Barnabas Catholic School	\$3,229,100.00
Sun Valley Elementary School	\$293,000.00
Tabernacle Christian School	\$2,790,300.00
Tarrant Elementary School	\$251,900.00
Tarrant High School	\$2,294,100.00
Tarrant Intermediate School	\$247,400.00
The Altamont School	\$15,732,900.00
The Arlington School	\$1,525,600.00
Trace Crossings Elementary School	\$1,820,000.00
Trussville Alternative Learning Center	\$889,400.00
Tuggle Elementary School	\$185,400.00
Vestavia Hills Elementary Dolly Ridge	\$2,284,800.00
Vestavia Hills Elementary West	\$2,064,000.00
Vestavia Hills High School	\$1,514,400.00
Vestavia Hills High School Freshman Campus	\$1,152,000.00
Warrior Elementary School	\$157,500.00
Wenonah High School	\$235,900.00
West End Elementary School	\$193,600.00
West Jefferson Elementary School	\$62,400.00
Westhills Elementary School	\$135,700.00
Wilkerson Middle School	\$62,000.00
Winewood Christian School	\$469,700.00
Woodlawn High School	\$675,000.00
Wylam Elementary School	\$78,200.00
Birmingham-Shuttlesworth International Airport	\$310,465,500
Bessemer Municipal Airport	\$7,199,100

Dispatch Radio Centers	
Adamsville PD	\$15,800
Bessemer PD	\$764,840
Birmingham 9-1-1	\$1,897,600
Gardendale PD	\$4,063,500
Homewood PD	\$731,000
Hueytown PD	\$261,400
Irondale PD	\$245,000
Jefferson County 9-1-1	\$1,672,700
Midfield PD	\$235,200
Mountain Brook PD	\$210,000
Pleasant Grove PD	\$268,800
Tarrant PD	\$581,900
Jefferson County EMA	\$1,441,440
UAB Medical West	\$4,169,200
Brookwood Baptist Health	\$33,765,600
Princeton Baptist Medical Center	\$109,363,000
Children's Hospital of Alabama	\$123,577,000
Cooper Green Mercy Hospital	\$12,950,000
UAB Hospital Highlands	*
St. Vincent's East	\$141,863,000
St. Vincent's Hospital	\$288,635,000
Veterans Affairs Medical Center - Birmingham	\$5,920,000
Grandview Medical Center	\$42,539,600
University of Alabama Birmingham Hospital	\$5,912,600
UAB Callahan Eye Hospital	\$2,988,300
Encompass Health Lakeshore Rehabilitation Hospital	\$34,232,700
Medical West - Freestanding Emergency Department	\$9,063,700
Adamsville Police Department	\$15,800
Bessemer Police Department	\$139,100
Bessemer Police Emergency Operations Center	\$764,800

Birmingham Police Department Headquarters	\$8,207,900
Birmingham Police Department - Jail	\$1,756,600
Birmingham Police Department - South Precinct	\$3,060,800
Birmingham Police Department - East Precinct	\$2,025,500
Birmingham Police Department - West Precinct	\$397,200
Birmingham Police Department - North Precinct	\$811,100
Brighton Police Department	\$10,300
Brookside Police Department	\$166,900
Fairfield Police Department	\$258,400
Fultondale Police Department	\$496,600
Gardendale Police Department	\$4,063,500
Homewood Police Department	\$1,219,400
Hoover Police Department	\$5,854,500
Hoover Police Department - Bluff Park Substation	\$2,438,100
Hoover Police Department - Operations Center	\$713,000
Hueytown Police Department	\$261,400
Irondale Police Department	\$245,000
Jefferson County Corrections - Birmingham Jail	\$5,367,500
Jefferson County Sheriff's Department Headquarters	\$2,289,000
Jefferson County Sheriff's Department - Birmingham Patrol Division Headquarters	\$125,200
Jefferson County Corrections - Bessemer Jail	\$224,000
Jefferson County Sheriff's Department - Forestdale Substation	\$25,100
Jefferson County Sheriff's Department - Centerpoint Substation	\$1,672,700
Jefferson County Sheriff's Department - Oak Grove Substation	\$143,900
Kimberly Police Department	\$34,000
Leeds Police Department	\$16,500

Lipscomb Police Department	\$27,600
Midfield Police Department	\$235,200
Morris Police Department	\$79,600
Mountain Brook Police Department	\$210,000
Pleasant Grove Police Department	\$268,800
Tarrant Police Department	\$581,900
Trafford Police Department	\$163,900
Trussville Police Department	\$7,060,700
UAB - University Police Department	\$2,356,100
UAB - University Police Department - Hospital Precinct	\$5,933,400
Vestavia Hills Police Department	\$1,254,900
Vestavia Hills Police Department - East Precinct (Cahaba Heights)	\$315,700
Adamsville Fire and Rescue Service	\$17,800
Shady Grove Volunteer Fire Department	\$81,200
Adger Volunteer Fire Department	\$182,200
Bessemer Fire Station No. 1	\$42,800
Bessemer Fire Station No. 2	\$18,700
Bessemer Fire Administration	\$108,000
Bessemer Fire Station No. 3	\$70,300
Bessemer Fire Station No. 4	\$24,600
Bessemer Fire Station No. 5	\$168,600
Brighton Fire Department	\$10,300
Lipscomb Fire Department	\$27,600
Concord Fire Department - Rock Creek Station No. 2	\$488,800
Concord Fire Department - Oak Grove Station No. 3	\$590,100
Hueytown Fire & Rescue - Station No.1	\$261,400
Hueytown Fire & Rescue - Station No. 2	\$234,920
Hueytown Fire & Rescue - Station No. 3	\$111,400
Indian Ford Fire District	\$65,100
Birmingham Fire Department - Station No. 1 (Downtown)	\$997,500
Birmingham Fire Department - Station No. 6 (Lower Downtown)	\$154,000
North Smithfield Manor Fire Station	\$89,500

Birmingham Fire Department - Station No. 20 (5pts West)	\$3,110,200
Forestdale Fire Station No. 3	\$26,200
Forestdale Fire Station No. 2	\$25,100
Forestdale Fire Station No. 1	\$1,069,600
Birmingham Fire Department - Station No. 2 (Southside)	\$570,000
Eastern Valley Fire Department	\$50,900
Rocky Ridge Fire and Rescue - Station No. 1	\$503,800
Rocky Ridge Fire and Rescue - Station No. 2	\$120,000
Birmingham Fire Department - Station No. 3 (Highland)	\$357,200
Birmingham Fire Department - Station No. 4	\$252,700
Birmingham Fire Department - Station No. 11	\$91,100
Birmingham Fire Department - Station No. 14 (Legion Field)	\$669,000
Birmingham Fire Department - Station No. 17 (Wylam)	\$16,800
Birmingham Fire Department - Station No. 21 (Elyton)	\$63,400
Birmingham Fire Department - Station No. 25 (Powderly)	\$235,900
Birmingham Fire Department - Station No. 31 (East Jefferson)	\$377,200
Birmingham Fire Department - Station No. 28 (Jeff State)	\$82,800
Birmingham Fire Department - Station No. 30 (Huffman)	\$94,200
Birmingham Fire Department - Station No. 27	\$116,900
Birmingham Fire Department - Station No. 29 (Airport Hills)	\$37,400
Birmingham Fire Department - Station No. 18 (Pratt City)	\$24,600
Birmingham Fire Department - Station No. 19 (Eastlake)	\$128,900

Birmingham Fire Department - Station No. 23 (Inglenook)	\$43,500
Birmingham Fire Department - Station No. 16 (Ensley)	\$32,600
Birmingham Fire Department - Station No. 26 (Eastwood Mall)	\$72,800
Birmingham Fire Department - Station No. 7 (Greensprings)	\$10,320,000
Birmingham Fire Department - Station No. 13 (N. Birmingham)	\$13,300
Birmingham Fire Department - Station No. 12 (Woodlawn)	\$146,700
Birmingham Fire Department - Station No. 9 (Norwood)	\$38,600
Birmingham Fire Department - Stations No. 10 & 22 (Avondale)	\$655,300
Birmingham Fire Department - Station No. 15 (West End)	\$66,800
Birmingham Fire Department - Station No. 24 (Central Park)	\$19,100
Shannon Volunteer Fire Department	\$187,400
Brookside Fire Department	\$166,900
Bagley Volunteer Fire & Rescue	\$100,400
Fairfield Fire Department - Station No. 1	\$258,400
Fairfield Fire Department - Station No. 2	\$24,800
Fultondale Fire Department - Station No. 1	\$298,000
Fultondale Fire Department - Station No. 2	\$16,500
Gardendale Fire and Rescue - Station No. 1	\$778,700
Gardendale Fire and Rescue - Station No. 2	\$175,200
Graysville Fire Department	\$30,100
Graysville Fire Station No. 2	\$249,700
Homewood Fire & Rescue Service - Station No. 1	\$105,000
Homewood Fire & Rescue Service - Station No. 2	\$123,800
Homewood Fire & Rescue Service - Station No. 3	\$2,352,200
Hoover Fire Department - Station No. 4	\$144,900
Hoover Fire Department - Station No. 1	\$353,400
Hoover Fire Department - Station No. 5	\$937,300

Hoover Fire Department - Station No. 2	\$1,457,000
Hoover Fire Department - Station No. 6	\$289,000
Irondale Fire Department - Station No. 1	\$62,500
Irondale Fire Department - Station No. 2	\$119,100
Irondale Fire Department - Station No. 3	\$147,600
Kimberly Fire Department	\$34,000
Leeds Fire & Rescue - Station No. 2	\$698,500
McAdory Area Fire District - Station No. 2	\$63,800
McCalla Fire District - Station No. 1	\$238,000
McAdory Area Fire District - Station No. 3	\$74,600
Midfield Fire Department	\$188,900
Minor Fire Department	\$259,400
Morris Fire Department	\$69,000
Glennwood Fire Department	\$123,600
Mt. Olive Fire & Rescue - Station No. 1	\$320,400
Mountain Brook Fire Department - Station No. 1 and Administration	\$702,000
Mountain Brook Fire Department - Station No. 2	\$533,100
Mountain Brook Fire Department - Station No. 3	\$281,000
Birmingham Fire Department	\$157,800
Mulga Fire Department	\$4,400
Sylvan Springs Fire Department	\$32,000
Palmerdale Fire District - Station No. 1	\$504,900
Palmerdale Fire District - Station No. 3	\$172,100
Centerpoint Fire Station No. 1	\$1,614,400
Centerpoint Fire Station No. 2	\$319,200
Centerpoint Fire Station No. 4	\$981,600
Centerpoint Fire Station No. 5	\$772,000
Maytown Fire Department	\$6,900
Pleasant Grove Fire & Rescue	\$268,800
West Jefferson Fire & Rescue	\$118,000
City of Tarrant Fire & Rescue	\$581,900
Trafford Fire Department	\$4,200
Trussville Fire Department - Station No. 1	\$7,060,700
Trussville Fire Department - Station No. 2	\$31,900
Trussville Fire Department - Station No. 3	\$158,600

Trussville Fire Department Administration Bldg	\$300,000
Vestavia Hills Fire Station No. 1	\$322,500
Vestavia Hills Fire Station No. 2	\$249,500
Vestavia Hills Fire Station No. 3	\$140,000
Vestavia Hills Fire Station No. 4	\$618,200
Vestavia Hills Fire Station No. 5	\$315,700
Corner Volunteer Fire and Rescue	\$90,000
Cane Creek Volunteer Fire Department	\$144,800
Warrior River Volunteer Fire Department	\$178,900
McAdory Area Fire District - Station No. 1	\$208,100
Birmingham Fire Department - Station No. 8	\$16,000
Hoover Fire Department - Station No. 10	\$42,200
Rex Lake Fire Department	\$290,500
McCalla Fire District - Station No. 2	\$108,600
Village Creek Water Reclamation Facility	\$2,115,300
Shades Creek Waste Water Treatment	\$1,334,000
Valley Creek Water Reclamation Facility	\$12,957,900
Cahaba River Water Reclamation Facility	\$1,297,800
Five Mile Water Reclamation Facility	\$508,200
Jefferson County Environmental Service - Pump Station Facility	\$2,094,400
Trussville Water Treatment Plant	\$4,451,000
Turkey Creek Sewer Treatment Plant	\$102,000
Liberty Park Wastewater Treatment Plant	\$1,474,000
Leeds Water Reclamation Facility	\$411,500
Carson Filter Plant	\$457,700
Shades Mountain Filter Plant	\$10,708,200
Putnam Filter Plant	\$1,808,300
Western Filter Plant	\$719,200
Plant Miller- Alabama Power	\$3,447,300
Alabama Power HQ	\$163,238,000
Randolph County	
Roanoke Municipal Airport	\$10,651,000

Tanner Medical Center	\$25,000,000
Randolph County EMA, Main Street, Wedowee	\$900,000
Morrison Crossroads VFD, Newell	\$1,260,000
Tin Shop VFD, Roanoke	\$1,260,000
Bethel East VFD, Woodland	\$1,260,000
Woodland VFD, Woodland	\$1,260,000
New Hope VFD, Woodland	\$1,260,000
Wedowee FD, Wedowee	\$1,260,000
East Randolph VFD, Roanoke	\$1,260,000
Roanoke FD, Roanoke	\$1,260,000
Corinth VFD, Wadley	\$1,260,000
Rock Mills VFD, Roanoke	\$1,260,000
Dickert VFD	\$1,260,000
Wadley VFD	\$1,260,000
Rock Stand VFD	\$1,260,000
A & M VFD	\$1,260,000
Auslins Chapel VFD	\$1,260,000
Fosters Crossroads VFD	\$1,260,000
Newell VFD	\$1,260,000
Randolph County Sheriff's Office, Wedowee	\$1,260,000
Roanoke Police Headquarters	\$1,260,000
Wadley PD, Wadley	\$1,260,000
Wedowee PD, Wedowee	\$1,260,000
Hero K-9	\$1,260,000
East Alabama Christian Academy, Roanoke	\$288,210
New Hope School, Wedowee	\$393,010
Faith Christian Academy, Roanoke	\$628,810
Woodland High School, Woodland	\$14,316,760
Randolph County High School, Wedowee	\$9,918,800
Wedowee Middle School, Wedowee	\$2,178,390
Wedowee Elementary School	\$2,178,390
Randolph-Roanoke Career Technology Center, Wedowee	\$13,467,120
Knight Enloe Elementary School, Roanoke	\$6,111,670
Rock Mills Junior High School, Roanoke	\$1,674,970
Handley High School, Roanoke	\$5,318,720
Handley Middle School, Roanoke	\$8,176,460
Wadley High School, Wadley	\$5,082,920
Roanoke HCR Lagoon, Roanoke	\$59,940,000
Town of Wadley Lagoon, Wadley	\$59,940,000

Wedowee Lagoon, Wedowee	\$59,940,000
WELR 1360, Roanoke	\$90,000
Alabama Power Company Harris Hydro, Wedowee	\$99,000,000
Transcontinental Gas Pipeline Corporation, Wadley	\$981,000
St. Clair County	
St. Clair Regional Hospital, Pell City	\$16,495,910
Moody Fire and Rescue, Moody	\$1,600,000
Riverside Fire Station, Riverside	\$200,274
Pell City Fire and Rescue, Pell City	*
Wolf Creek VFD, Pell City	*
Shoal Creek VFD and Rescue, Ashville	*
Wattsville FD, Ragland	*
Friendship VFD, Springville	*
Gallant VFD, Gallant	*
Fire House, Steele	\$629,466
Davis Lake FD, Springville	*
Fire Station #1, Springville	\$1,492,565
Fire Station #2, Springville	\$955,242
Pleasant Hill VFD, Springville	*
Branchville Fire and Rescue, Branchville	*
Odenville Fire Department, Odenville	*
Cook Springs VFD, Cook Springs	*
Margaret Fire and Rescue, Margaret	*
Municipal Complex/Fire Station #2, Trussville	\$300,000
Municipal Complex/Fire Station #1, Trussville	\$900,000
Fire Station 1, 3040 Cogswell Ave., Pell City	Building: \$486,249 Contents: \$69,211
Fire Station 2, 2710 Bubba Wyatt Rd., Pell City	Building: \$225,817 Contents: \$20,763
Fire Station 3, 5200 Mayes Bend Rd., Pell City	Building: \$408,876 Contents: \$39,143
Fire Station 4, 304 Cogswell Ave., Pell City	Building: \$359,901 Contents: \$20,763
Sheriff's Department - Dispatch Center, Pell City	\$1,260,000
St. Clair County Sheriff's Office, Pell City	\$1,260,000
St. Clair Sheriff's Office, Ashville	\$1,260,000
Pell City PD, 1 st Ave. North, Pell City	\$1,260,000
Pell City PD, 19 th St. South, Pell City	\$1,260,000

Ashville PD, Ashville	\$1,260,000
Riverside PD, Riverside	\$1,260,000
Branchville PD, Odenville	\$1,260,000
Springville PD, US Hwy 11, Springville	\$1,260,000
Springville PD, P. O. Box 919, Springville	\$1,260,000
Bible Methodist Christian School, Pell City	\$1,165,930
Pearl Lake Christian Academy, Springville	\$262,010
Calvary Christian Academy, Springville	\$510,910
Mountain View Adventist, Pell City	\$235,810
Victory Christian School, Pell City	\$6,707,360
First Baptist Kindergarten, Pell City	\$121,650
Moody Middle School, Moody	\$6,900,120
Moody Elementary School, Moody	\$9,943,510
Moody Junior High School, Moody	\$3,952,550
Moody High School, Moody	\$8,772,530
Coosa Valley Elementary School, Cropwell	\$5,379,360
Iola Roberts Elementary School, Pell City	\$4,272,380
Eden Elementary School, Pell City	\$7,388,950
Duran South, Pell City	\$3,436,020
Duran Junior High School, Pell City	\$9,802,770
Pell City High School, Pell City	\$22,270,520
Walter M. Kennedy School, Pell City	\$8,359,680
Ashville Middle School, Pell City	\$3,930,090
Ragland High School, Ragland	\$7,729,180
Eden Area Technical Center, Ashville	\$6,733,560
Ashville High School, Ashville	\$5,633,130
Steele Junior High School, Steele	\$2,245,770
Ruben Yancey Alternative School, Ashville	\$4,349,300
Ashville Elementary School, Ashville	\$6,060,580
Springville Elementary School, Springville	\$8,172,340
Springville Middle School, Springville	\$12,170,180
Springville High School, Springville	\$7,755,380
Odenville Elementary School, Odenville	\$9,415,560
Odenville Middle School, Odenville	\$712,657
St. Clair County High School, Odenville	\$683,836
St. Clair County Airport, Pell City	\$10,651,000
Wastewater Treatment Plant Lagoon, Ashville	\$599,400
Wastewater Treatment Plant, Moody	\$599,400
Dye Creek Wastewater Treatment Plant, Pell City	\$599,400
Kelly Wastewater Treatment Plant, Moody	\$599,400

Oneonta City Utilities Board, Allgood	\$599,400
Wastewater Treatment Plant Lagoon, Springville	\$599,400
40x60 Utility Building, Trussville	\$40,000
Southern Natural Gas Compressor Plant, County Road 45, Pell City	\$981,000
Southern Natural Gas Compressor Plant, St. Clair County	\$981,000
Southern Natural Gas Compressor Plant, Highway 78, Pell City	\$981,000
Alabama Power Company Power Plant, Vincent	\$99,000,000
Alabama Power Company Logan Martin PGS WH Power Plant, Vincent	\$99,000,000
WBMG-LP CH 38, Moody	\$90,000
WURL 760, Moody	\$90,000
WFHK 1430, Pell City	\$90,000
St. Clair County EMA EOC	\$2,500,000
Talladega County	
Talladega County Courthouse	*
Talladega County EMA Office	*
Talladega County Highway Department	*
Talladega County Revenue Office	*
Talladega County 911 Office	*
Talladega County Water and Sewer Board Office	*
Talladega County Water Department	*
Talladega County Board of Education	*
Talladega City Board of Education	*
Sylacauga Board of Education	*
Talladega City Hall	*
Childersburg City Hall	*
Sylacauga City Hall	*
Lincoln City Hall	*
Oak Grove City Hall	*
Lincoln Water & Sewer	*
Munford Water Authority	*
Utilities Board of Sylacauga	*
Fayetteville Water Authority	*
Waldo Water	*
Sycamore Water and Sewer Authority	*
Stewartville Water Authority	*

	*
	*
Talladega County Sheriff's Department	*
Talladega City Police Department	*
Childersburg Police Department	*
Sylacauga Police Department	*
Lincoln Police Department	*
Oak Grove Police Department	*
	*
Talladega City Fire Department	*
Childersburg Fire Department	*
Sylacauga Fire Department	*
Lincoln Fire Department	*
Oak Grove Fire Department	*

Source: Previous Local Hazard Mitigation Plans, County EMAs

*Data unavailable

Jefferson County Emergency Management Agency requested their siren infrastructure be listed in addition to critical infrastructure.

Table 4.20: Jefferson County Siren Infrastructure

Siren Jurisdiction	Siren Location	Value
Bessemer	Realty Building (Bright Star)	\$30,000
Bessemer	Bessemer Fire Station #3	\$30,000
Bessemer	Bessemer Fire Station #4	\$30,000
Bessemer	Boral Bricks #6	\$30,000
Bessemer	Cedar Hill Cemetery	\$30,000
Bessemer	Greenwood Elementary School	\$30,000
Bessemer	Charles F Hard Elementary School	\$30,000
Bessemer	Jess Lanier High School	\$30,000
Bessemer	Moore Coal Company	\$30,000
Bessemer	Shady Grove Baptist Church	\$30,000
Birmingham	Avondale Elementary School	\$30,000
Birmingham	Banks Middle School	\$30,000
Birmingham	Barrett Elementary School	\$30,000
Birmingham	Birmingham City Hall	\$30,000
Birmingham	BSC Fitness and Wellness Center	\$30,000
Birmingham	Brown Elementary School	\$30,000
Birmingham	Camp Blossom	\$30,000
Birmingham	Girls Inc.	\$30,000
Birmingham	Going Magnet Elementary School	\$30,000
Birmingham	Crossplex (behind it)	\$30,000
Birmingham	Inglenook Elementary School	\$30,000
Birmingham	Jones Valley Middle School	\$30,000
Birmingham	Wilson Rd @ Oak Ave ROW	\$30,000
Birmingham	Minor Elementary School	\$30,000
Birmingham	North Roebuck Elementary School	\$30,000
Birmingham	Norwood Elementary School	\$30,000
Birmingham	Red Lobster	\$30,000
Birmingham	UAB - Bevill Biomedical Building	\$30,000
Birmingham	UAB - Hospital Annex	\$30,000
Birmingham	UAB - Rast Hall	\$30,000
Jefferson County	Cane Creek VFD	\$30,000

Birmingham	UAB - West Campus Playing Field	\$30,000
Birmingham	Wilson Elementary School	\$30,000
Birmingham	Huffman Academy School	\$30,000
Homewood	Homewood Fire Station 2	\$30,000
Homewood	Homewood Bd of Ed Tennis Courts	\$30,000
Homewood	Lee Community Center	\$30,000
Homewood	North Wildwood Shopping Center	\$30,000
Homewood	Samford University	\$30,000
Homewood	Shades Cahaba School	\$30,000
Homewood	West Homewood Park	\$30,000
Hoover	Regions - South Parking Lot/SHELBY	\$30,000
Hoover	AT&T Mobility	\$30,000
Hoover	Birchtree Swim Club	\$30,000
Hoover	Bluff Park Baptist Church	\$30,000
Hoover	Bluff Park Elementary School	\$30,000
Jefferson County	Hoover Country Club Maintenance Bldg	\$30,000
Hoover	Greystone Country Club/SHELBY	\$30,000
Hoover	Greystone Farms Clubhouse/SHELBY	\$30,000
Hoover	Hoover Senior Center	\$30,000
Hoover	So Shades Crest Elementary School	\$30,000
Jefferson County	Mt. Olive Fire Station 2	\$30,000
Hoover	Walter S. White Auto Parts	\$30,000
Hoover	Hoover Fire Station #8/SHELBY	\$30,000
Hoover	Inverness Elementary/SHELBY	\$30,000
Hoover	Pioneer Play School	\$30,000
Hoover	Riverchase Country Club Maint Bldg/SHELBY	\$30,000
Hoover	Russet Woods	\$30,000
Hoover	Sandpiper Subdivision/SHELBY	\$30,000
Hoover	Beth Hallel Jewish Congregation	\$30,000
Hoover	Trace Crossings Elementary School	\$30,000

Hoover	Behind Sunny Foods/SHELBY	\$30,000
Irondale	Irondale Middle School	\$30,000
Irondale	Irondale	\$30,000
Irondale	Sunny Rock Road	\$30,000
Irondale	Irondale City Hall	\$30,000
Irondale	Irondale Water Tower	\$30,000
Irondale	Zamora Temple	\$30,000
Adamsville	Water Tower	\$30,000
Jefferson County	Adger Fire Station	\$30,000
Jefferson County	Bagley Jr. High School	\$30,000
Vestavia Hills	Cahaba Heights Elementary	\$30,000
Center Point	Center Point City Hall	\$30,000
Clay	Center Point Fire Station # 5	\$30,000
Jefferson County	Chalkville Elementary School	\$30,000
Clay	Clay Elementary School	\$30,000
Jefferson County	Concord Community Area	\$30,000
Adamsville	Crumly Chapel Elementary School	\$30,000
Midfield	McDonalds, HWY 11, Midfield	\$30,000
Fairfield	Fairfield Police/Fire Dept	\$30,000
Jefferson County	Oak Grove Memorial Park	\$30,000
Jefferson County	Old Forestdale Fire Station # 1	\$30,000
Jefferson County	Forestdale Plaza	\$30,000
Gardendale	Gardendale Kmart Parking Lot	\$30,000
Graysville	Graysville Park Walking Track	\$30,000
Hueytown	Hueytown Fire Station # 2	\$30,000
Graysville	Brookville Elementary School	\$30,000
Leeds	Leeds Anderson Electric	\$30,000
Lipscomb	Lipscomb City Hall	\$30,000
Maytown	Maytown Fire Station	\$30,000
Jefferson County	Behind McAdory Elementary	\$30,000
Kimberly	Woods and Self Creek Rd	\$30,000
Jefferson County	McDonald Chapel	\$30,000
Jefferson County	Minor Fire Dept	\$30,000
Morris	Burkett Center	\$30,000
Jefferson County	Morris Ball Park	\$30,000
Jefferson County	Mt. Olive Civic Center	\$30,000
Jefferson County	North Smithfield Manor	\$30,000
Pinson	Pinson Elementary School	\$30,000
Pinson	Pinson Valley High School	\$30,000

Pleasant Grove	Pleasant Grove Athletic Complex	\$30,000
Pleasant Grove	Pleasant Grove Intersection	\$30,000
Jefferson County	Rock Mountain Lakes	\$30,000
Jefferson County	Russ Uniform Rental	\$30,000
Gardendale	Snow Rogers Elementary School	\$30,000
Sylvan Springs	Sylvan Springs Fire Station	\$30,000
Tarrant	Tarrant Intermediate School	\$30,000
Hueytown	Hueytown Fire Station # 3	\$30,000
Jefferson County	Walker Chapel Baptist Church	\$30,000
Warrior	Warrior - Whitehouse Café	\$30,000
Warrior	Chelsea Gardens @ 100 Blk Old Trafford Rd	\$30,000
Warrior	Fire Dept	\$30,000
Mountain Brook	Brookwood Forest Elementary School	\$30,000
Mountain Brook	Crestline Heights Elementary School	\$30,000
Mountain Brook	Fire Station # 2	\$30,000
Mountain Brook	Fire Station # 3	\$30,000
Mountain Brook	Mountain Brook Elementary School	\$30,000
Mountain Brook	Mountain Brook High School	\$30,000
Trussville	Bonnie Ruth Road	\$30,000
Trussville	Fire Dept Drill Field	\$30,000
Trussville	Highland View Baptist Church	\$30,000
Jefferson County	Tutwiler Farms @ Water Tower	\$30,000
Vestavia Hills	Fire Station # 1	\$30,000
Vestavia Hills	Days Inn	\$30,000
Vestavia Hills	Liberty Park	\$30,000
Vestavia Hills	Vestavia High School	\$30,000
Birmingham	Housing Authority Alley	\$30,000
Birmingham	West Precinct	\$30,000
Birmingham	Highland Golf Course	\$30,000
Birmingham	North Birmingham Park	\$30,000
Birmingham	Stockham Park	\$30,000
Birmingham	Howze Sanford Park	\$30,000
Vestavia Hills	Rocky Ridge Square	\$30,000
Birmingham	Parker High School	\$30,000
Trafford	Trafford Baptist Church	\$30,000

Homewood	West Valley Ave ROW	\$30,000
Birmingham	Center Street Middle School	\$30,000
Birmingham	Lowery Park	\$30,000
Birmingham	Woodlawn High School	\$30,000
Birmingham	Wylam Elementary School	\$30,000
Hoover	Tennis Courts	\$30,000
Jefferson County	Rocky Ridge Fire Station	\$30,000
Brookside	Bivens Methodist Church Cemetery	\$30,000
Brighton	Brighton City Hall	\$30,000
Brookside	Brookside Ball Field	\$30,000
Fultondale	Fultondale Fire Department	\$30,000
Gardendale	Gardendale Park	\$30,000
Hueytown	Hueytown Senior Citizens Center	\$30,000
Kimberly	Kimberly City Hall	\$30,000
Morris	Morris City Hall	\$30,000
Pinson	Palmerdale Fire Department	\$30,000
Pleasant Grove	Pleasant Grove City Hall	\$30,000
West Jefferson	West Jefferson Town Hall	\$30,000
Birmingham	Penske Truck Rental	\$30,000
Midfield	Midfield Fire Department	\$30,000
Jefferson County	Mulga Water Tower	\$30,000
Clay	Old Springville Rd @ Lucky Cir ROW	\$30,000
Fultondale	Fultondale High School	\$30,000
Fultondale	Black Creek Park	\$30,000
Birmingham	Smith Middle School	\$30,000
Birmingham	Sun Valley Elementary School	\$30,000
Vestavia Hills	Vestavia Hills Sports Complex	\$30,000
Hueytown	Clio St ROW	\$30,000
Trussville	Trussville Fire Station # 3	\$30,000
Birmingham	Hudson Middle School	\$30,000
Birmingham	NH Price Elementary School	\$30,000
Bessemer	22nd Ave N @ 20th St N ROW	\$30,000
Hueytown	Valley Creek Water Treatment	\$30,000
Birmingham	Washington Elementary School	\$30,000
Jefferson County	Emerald Lake Clubhouse	\$30,000
Gardendale	Gardendale Aquatic Center (Mountainview)	\$30,000

Jefferson County	Shady Grove Fire Station	\$30,000
Trussville	1st St @ Hidden Trace Subdivision	\$30,000
Birmingham	Tom Bradford Park	\$30,000
Birmingham	Birmingham Fire Station # 31	\$30,000
Birmingham	East Side Baptist Church	\$30,000
Birmingham	Median entering Westchester Apts	\$30,000
Trussville	Hewitt Trussville Middle School	\$30,000
Trussville	Grace Community Church	\$30,000
Irondale	Floyd Bradford Rd @ Azarias Rd ROW	\$30,000
Trussville	Smith Sims Rd @ Lexington Oaks Drive	\$30,000
Trussville	Valley Loop Rd @ Valley Rd ROW	\$30,000
Trussville	Camp Coleman Rd @ Windsong Dr ROW	\$30,000
Jefferson County	Cumberland Lake Country Club	\$30,000
Jefferson County	Bradford Sanctuary of Praise	\$30,000
Jefferson County	Close to Sharon Church	\$30,000
Jefferson County	Red Hollow Rd @ Potts Hollow Rd	\$30,000
Jefferson County	Corner School Football Field Parking	\$30,000
Jefferson County	Shady Grove Rd @ Walker Ave	\$30,000
Jefferson County	Corner Fire Station # 2	\$30,000
Jefferson County	Union Church	\$30,000
Jefferson County	5340 Hollis Goodwin Rd U1	\$30,000
Jefferson County	Bagley Fire Station	\$30,000
Jefferson County	Mt. Olive Fire Station # 1	\$30,000
Jefferson County	BtwnBagley Rd & Tanner Rd ROW	\$30,000
Jefferson County	Near Red Rock Road	\$30,000
Jefferson County	Republic Baptist Church	\$30,000
Adamsville	Minor Middle School	\$30,000
Adamsville	Leeland C. Adams Jr. City Park	\$30,000
Adamsville	3325 Poplar Lane	\$30,000
Birmingham	Daniel Payne School	\$30,000
Jefferson County	Community Center	\$30,000
Jefferson County	Docena Park	\$30,000
Jefferson County	Alliance Road	\$30,000

Birmingham	Thomas Community sign	\$30,000
Jefferson County	11680 Camp Oliver Road	\$30,000
Jefferson County	Fire Station # 5	\$30,000
Jefferson County	Rock Creek FS # 2	\$30,000
Jefferson County	Rock Creek Road	\$30,000
Hueytown	Bobby Allison Park	\$30,000
Jefferson County	Mud Creek Rd @ Dogwood Grove Rd	\$30,000
Hueytown	Crossroads Baptist Church	\$30,000
Pinson	Womack Road @ Davison Road	\$30,000
Pinson	Tyler Loop Road @ Sweeney Hollow Place	\$30,000
Jefferson County	Ketona	\$30,000
Jefferson County	North of Rocky Brook Drive	\$30,000
Midfield	South of Rutledge Middle School	\$30,000
Birmingham	Fire Station 32	\$30,000
Vestavia Hills	Acton Rd @ Lakeland Tr. ROW	\$30,000
Vestavia Hills	Highfield Drive @ Post Oak Road	\$30,000
Birmingham	Goss St @ Sandbridge Rd ROW	\$30,000
Hoover	Shannon Wenonah Rd @ Petty John Rd	\$30,000
Hoover	Riverchase Elementary/SHELBY	\$30,000
Jefferson County	Behind McAdory High School	\$30,000
Jefferson County	McAdory Volunteer Fire Station 3	\$30,000
Jefferson County	McAdory Volunteer Fire Station 1	\$30,000
Jefferson County	Bill Jones Road	\$30,000
Jefferson County	War Eagle West of Bluff Ridge	\$30,000
Jefferson County	Near Woodruff Farms Subdivision	\$30,000
Kimberly	Warrior Kimberly Rd	\$30,000
Clay	Clayton Road	\$30,000
Argo	Honor Keith Road	\$30,000
Gardendale	Quail Ridge Road	\$30,000
Fultondale	New Life SDA Church	\$30,000
Birmingham	Cooper Green Park	\$30,000
Jefferson County	Lock 17 Road	\$30,000
Jefferson County	Oak Grove Elementary School	\$30,000

Trussville	Carrington Lake Pkwy/ST CLAIR	\$30,000
Leeds	Eastern Valley Road	\$30,000
Jefferson County	Cedar Gate Circle	\$30,000
Jefferson County	Providence Church	\$30,000
Birmingham	Hooper City Park	\$30,000
Jefferson County	Barbara Drive	\$30,000
Leeds	Rent-A-Center/ST CLAIR	\$30,000
Hoover	Ross Bridge Golf Course Maintenance Bldg	\$30,000
Trussville	Trussville Ball Park - Soccer Field # 3	\$30,000
Gardendale	Gardendale Soccer Field	\$30,000
Jefferson County	Indian Ford Fire Station	\$30,000
Helena	Helena Fire Station # 3	\$30,000
Jefferson County	Cemetery	\$30,000
Pinson	Pinson Ball Park	\$30,000
Hoover	Hoover Fire Station # 9/SHELBY	\$30,000
County Line	County Line/BLOUNT	\$30,000
Jefferson County	River Café	\$30,000

4.8 Summary of Historic Hazard Occurrence by Jurisdiction

The data in Table 4.21 is a summary of hazard occurrences described in Sections 4.1 and 4.2. A “Yes” (Y) indicates the hazard has directly impacted the area in the past. A “No” (N) indicates the hazard has not directly impacted the area in the past. An asterisk (*) indicates complete information is not readily available on the hazard.

Table 4.21: Summary of Historic Hazard Occurrences

Jurisdiction	Dam Failure	Drought/Extreme Heat	Earthquake ¹	Flooding	High Winds	Landslide ²	Land Subsidence/Sinkholes ²	Wildfire ³	Winter Storm
Calhoun County	N	Y	Y	Y	Y	Y	Y	Y	Y
City of Anniston	N	Y	Y	Y	Y	*	*	*	Y
Town of Hobson City	N	Y	*	Y	Y	*	*	*	Y
City of Jacksonville	N	Y	Y	Y	Y	*	*	*	Y
Town of Ohatchee	N	Y	*	Y	Y	*	*	*	Y
City of Oxford	N	Y	*	Y	Y	*	Y	*	Y
City of Piedmont	N	Y	*	Y	Y	*	*	*	Y
City of Weaver	N	Y	Y	Y	Y	*	*	*	Y
Clay County	N	Y	Y	Y	Y	Y	N	Y	Y
City of Ashland	N	Y	N	Y	Y	*	*	*	Y
City of Lineville	N	Y	N	Y	Y	*	*	*	Y
Cleburne County	N	Y	N	Y	Y	Y	Y	Y	Y
Town of Edwardsville	N	Y	N	Y	Y	*	*	*	Y
Town of Fruithurst	N	Y	N	Y	Y	*	*	*	Y
City of Heflin	N	Y	N	Y	Y	*	*	*	Y
Town of Ranburne	N	Y	N	Y	Y	*	*	*	Y
Jefferson County	N	Y	Y	Y	Y	Y	Y	Y	Y
City of Adamsville	N	Y	*	Y	Y	*	*	*	Y
City of Bessemer	N	Y	Y	Y	Y	*	*	*	Y

City of Birmingham	N	Y	Y	Y	Y	*	*	*	Y
City of Brighton	N	Y	*	Y	Y	*	*	*	Y
Town of Brookside	N	Y	*	Y	Y	*	*	*	Y

Jurisdiction	Dam Failure	Drought/ Extreme Heat	Earthquake¹	Flooding	High Winds	Landslide²	Land Subsidence/ Sinkholes²	Wildfire³	Winter Storm
Town of Cardiff	N	Y	*	Y	Y	*	*	*	Y
City of Centerpoint	N	Y	*	Y	Y	*	*	*	Y
City of Clay	N	Y	*	Y	Y	*	*	*	Y
Town of County Line	N	Y	*	Y	Y	*	*	*	Y
City of Fairfield	N	Y	*	Y	Y	*	*	*	Y
City of Fultondale	N	Y	*	Y	Y	*	*	*	Y
City of Gardendale	N	Y	*	Y	Y	*	*	*	Y
City of Graysville	N	Y	*	Y	Y	*	*	*	Y
City of Homewood	N	Y	*	Y	Y	*	*	*	Y
City of Hoover	N	Y	*	Y	Y	*	*	*	Y
City of Hueytown	N	Y	*	Y	Y	*	*	*	Y
City of Irondale	N	Y	Y	Y	Y	*	*	*	Y
Town of Kimberly	N	Y	*	Y	Y	*	*	*	Y
City of Leeds	N	Y	*	Y	Y	*	*	*	Y
City of Lipscomb	N	Y	*	Y	Y	*	*	*	Y
City of Maytown	N	Y	*	Y	Y	*	*	*	Y
City of Midfield	N	Y	*	Y	Y	*	*	*	Y
Town of Morris	N	Y	*	Y	Y	*	*	*	Y
City of Mountain Brook	N	Y	*	Y	Y	*	*	*	Y
Town of Mulga	N	Y	*	Y	Y	*	*	*	Y
Town of North Johns	N	Y	*	Y	Y	*	*	*	Y
City of Pinson	N	Y	*	Y	Y	*	*	*	Y
City of Pleasant Grove	N	Y	*	Y	Y	*	*	*	Y

Jurisdiction	Dam Failure	Drought/ Extreme Heat	Earthquake ¹	Flooding	High Winds	Landslide ²	Land Subsidence/ Sinkholes ²	Wildfire ³	Winter Storm
Town of Sylvan Springs	N	Y	*	Y	Y	*	*	*	Y
City of Tarrant	N	Y	*	Y	Y	*	*	*	Y
Town of Trafford	N	Y	*	Y	Y	*	*	*	Y
City of Trussville	N	Y	Y	Y	Y	*	Y	*	Y
City of Vestavia Hills	N	Y	*	Y	Y	*	*	*	Y
City of Warrior	N	Y	*	Y	Y	*	*	*	Y
Town of West Jefferson	N	Y	*	Y	Y	*	*	*	Y
Randolph County	N	Y	N	Y	Y	N	N	Y	Y
City of Roanoke	N	Y	N	Y	Y	N	N	*	Y
Town of Wadley	N	Y	N	Y	Y	N	N	*	Y
Town of Wedowee	N	Y	N	Y	Y	N	N	*	Y
Town of Woodland	N	Y	N	Y	Y	N	N	*	Y
St. Clair County	Y	Y	Y	Y	Y	Y	Y	Y	Y
City of Argo	N	Y	*	Y	Y	*	*	*	Y
City of Ashville	N	Y	*	Y	Y	*	*	*	Y
City of Margaret	N	Y	*	Y	Y	*	*	*	Y
City of Moody	N	Y	*	Y	Y	*	*	*	Y
City of Odenville	N	Y	*	Y	Y	*	*	*	Y
City of Pell City	N	Y	*	Y	Y	*	*	*	Y
Town of Ragland	N	Y	*	Y	Y	*	*	*	Y
Town of Riverside	N	Y	*	Y	Y	*	*	*	Y

Jurisdiction	Dam Failure	Drought/Extreme Heat	Earthquake ¹	Flooding	High Winds	Landslide ²	Land Subsidence/Sinkholes ²	Wildfire ³	Winter Storm
City of Springville	Y	Y	*	Y	Y	*	*	*	Y
Town of Steele	N	Y	*	Y	Y	*	*	*	Y
Talladega County	N	Y	Y	Y	Y	N	Y	Y	Y
Town of Bon Air	N	Y	*	Y	Y	N	*	*	Y
City of Childersburg	N	Y	*	Y	Y	N	*	*	Y
City of Lincoln	N	Y	*	Y	Y	N	*	*	Y
Town of Munford	N	Y	*	Y	Y	N	*	*	Y
Town of Oak Grove	N	Y	*	Y	Y	N	*	*	Y
City of Sylacauga	N	Y	Y	Y	Y	N	*	*	Y
Town of Talladega Springs	N	Y	*	Y	Y	N	*	*	Y
City of Talladega	N	Y	Y	Y	Y	N	*	*	Y
Town of Waldo	N	Y	*	Y	Y	N	*	*	Y

1. The epicenter of a major earthquake has not been located within the limits of the planning area in the 20th Century.
2. Landslides and/or sinkholes are known to have occurred in Calhoun, Clay, Jefferson, St. Clair, and Talladega Counties, but there is no specific documentation of many of these landslide events. It is believed that each incident was very localized and minor in nature.
3. There have been no recorded wildfires in the National Climatic Data Center's (NCDC) Storm Events Database. Alabama Forestry Commission reports County-level data only for wildfire occurrences.

4.9 Hazard Impacts

This section provides a narrative overview of each hazard’s impact on the planning area, based on previous finding within this section.

DAM FAILURE

According to the Risk Impact Assessment, the dam failure hazard scored a value of 2.2 (from a scale of 0 to 4).

Table 4.22: Risk Impact Assessment for Dam Failure

Probability	Low
Impact	Critical
Location Extent	Small
Warning Time	12 to 24 hours
Duration	Less than 6 hours

Dam regulation and research is an ongoing hazard mitigation issue in the State of Alabama. Currently, there are no state laws to regulate existing private dams or the construction of new private dams that do not require federal licenses or inspections. There have been attempts to pass legislation requiring inspection of dams on bodies of water over 50 acre-feet or dams higher than 25 feet. Opposition of agricultural interest groups and insurance companies has hampered enactment.

Information pertaining to potential damages from dam failure is limited at the current time. The ADECA Office of Water Resources is currently conducting a dam study, as data listed within the National Inventory of Dams (NID) is outdated and not entirely accurate according to preliminary findings by ADECA. Once the dam assessment is complete, information regarding high hazard dams should allow for additional studies pertaining to potential vulnerability of this hazard.

Also, there is only one instance of dam failure in the planning area near the Friendship Community, which occurred in 2004. Most of the damage estimates pertaining to this disaster are included in flooding assessments that are regional in scope.

Given the lack of historical loss data pertaining to dam or levee failure, it is assumed that an event could potentially result in significant losses but estimating damage losses regionally over a long period of time yields a very low loss estimate overall.

DROUGHT / EXTREME HEAT

According to the Risk Impact Assessment, the drought / extreme heat hazard scored a value of 2.3 (from a scale of 0 to 4).

Table 4.23: Risk Impact Assessment for Drought / Extreme Heat

Probability	Medium
Impact	Minor
Location Extent	Moderate
Warning Time	More than 24 hours
Duration	More than one week

Because it cannot be predicted where drought and extreme heat may occur, all existing and future buildings, facilities, agricultural production, depletion of groundwater resources, and susceptibility to wildfire occurrences, and the general population in the planning area are considered to be vulnerable to this hazard and its impacts. Residents that are very young or advanced in age are more susceptible to health effects from extreme heat. Extreme heat may stress electrical utility providers, due to increased air condition requirements. Need for health services may also increase due to extreme heat. However, due to ongoing planning and relative common occurrence of these hazards, anticipated future damages or losses are expected to be minimal.

All existing and future buildings in the planning area are vulnerable to effects from drought and extreme heat. More importantly, all agricultural products and other natural resources are at risk. However, it is difficult to estimate values for damages, including crop failure, that are primarily due to drought and extreme heat issues. Due to the varying nature of this hazard, damages are caused to crop losses and issues to water supplies, but there is little methodology to calculating loss estimates that are due to these hazards.

FLOODING

According to the Risk Impact Assessment, the flooding hazard scored a value of 3.3 (from a scale of 0 to 4).

Table 4.24: Risk Impact Assessment for Flooding

Probability	High
Impact	Critical
Location Extent	Moderate
Warning Time	6 to 12 hours
Duration	Less than one week

In the last two decades, well over \$1 billion in damages have occurred from flooding in the planning area. Information pertaining to repetitive flooded properties is included to provide more detailed information on areal losses from flooding.

The primary areas affected by riverine flooding in the planning area are along the Cahaba River, Coosa River, Tallapoosa River, Warrior River, and major tributaries to those rivers. Other areas inside the floodplains are streams and creeks throughout the counties and the municipalities.

Flash flooding may potentially affect all residents of the planning area and cause runoff that becomes fast-rising waters that can cause property and street damage as well as casualties. Unlike riverine flooding, which can be forecasted over a few days, flash flooding is normally a quick onset hazard with little warning.

Repetitive Loss Properties

A repetitive loss property is an insurable structure that has had two or more claims of more than \$1,000 within any ten-year period since 1978. A repetitive loss property may or may not be currently insured by the National Flood Insurance Program (NFIP).

According to FEMA, there are 225 repetitive loss properties in the planning area, which accounted for \$14,005,716 in claims payments under the NFIP. The majority of these properties are single-family residential. Jefferson County has the most repetitive loss properties in the planning area. Additional information is displayed below (Table 4.24).

Table 4.25: Repetitive Loss Properties

Jurisdiction	Types of Properties	NFIP Repetitive Loss Properties	Insured NFIP Repetitive Loss Properties	Total Paid in Claims on NFIP Repetitive Loss Properties
Calhoun County				
Anniston	Single-Family	1	1	\$15,697
Unincorporated	Single-Family	1	-	\$5,942
Jefferson County				
Bessemer	Single-Family	14	5	\$578,223
Birmingham	2-4 Family	1	-	\$16,589
Birmingham	Assmd Condo	3	-	\$949,322
Birmingham	Other Residential	1	1	\$160,654
Birmingham	Other Nonresidential	15	3	\$3,019,149
Birmingham	Single-Family	61	21	\$1,546,792
Brighton	Other Nonresidential	1	-	\$79,408
Brighton	Single-Family	2	-	\$41,519
Brookside	Other Nonresidential	1	-	\$66,155
Brookside	Single-Family	2	-	\$154,874
Centerpoint	Single-Family	2	-	\$69,595
Fairfield	Assmd Condo	1	-	\$6,136
Gardendale	Other Nonresidential	1	-	\$218,171
Gardendale	Single Family	1	-	\$10,003
Helena	Single Family	1	-	\$19,408
Homewood	Other Nonresidential	1	-	\$61,961
Homewood	Single Family	1	-	\$10,693
Hoover	Single Family	9	3	\$554,873
Hueytown	Assmd Condo	1	-	\$40,187
Hueytown	Single Family	14	5	\$632,303
Unincorporated	2-4 Family	1	-	\$75,693
Unincorporated	Other Nonresidential	7	-	\$1,038,388
Unincorporated	Single Family	19	2	\$569,504
Leeds	Other Nonresidential	1	-	\$12,307
Leeds	Single Family	5	1	\$174,571

Jurisdiction	Types of Properties	NFIP Repetitive Loss Properties	Insured NFIP Repetitive Loss Properties	Total Paid in Claims on NFIP Repetitive Loss Properties
Midfield	Single Family	8	3	\$214,883
Mountain Brook	2-4 Family	1	1	\$43,885
Mountain Brook	Assmd Condo	1	-	\$149,871
Mountain Brook	Other Residential	2	-	\$495,112
Mountain Brook	Other Nonresidential	4	1	\$318,059
Mountain Brook	Single Family	11	1	\$608,638
Pinson	Other Nonresidential	2	1	\$194,059
Pinson	Single Family	2	-	\$131,776
Pleasant Grove	Single Family	1	-	\$22,770
Roosevelt City	Single Family	4	-	\$53,502
Tarrant	Other Nonresidential	2	-	\$231,496
Tarrant	Single Family	2	-	\$129,064
Tarrant	Other Nonresidential	1	-	\$63,539
Vestavia Hills	Business-Nonresidential	1	1	\$605,085
Vestavia Hills	Other Nonresidential	1	-	\$306,730
Vestavia Hills	Single Family	4	-	\$69,095
St. Clair County				
Unincorporated	Single Family	4	1	\$137,738
Pell City	Single Family	1	1	\$13,698
Talladega County				
Talladega	Single Family	1	1	\$19,103
Unincorporated	Single Family	4	2	\$69,227

Source: FEMA (7/6/21)

HIGH WINDS (HURRICANES, TORNADOES, SEVERE THUNDERSTORMS)

HURRICANES

According to the Risk Impact Assessment, the hurricane hazard scored a value of 2.4 (from a scale of 0 to 4).

Table 4.26: Risk Impact Assessment for Hurricanes

Probability	Medium
Impact	Limited
Location Extent	Moderate
Warning Time	More than 24 hours
Duration	Less than 24 hours

Because storm surges from hurricanes and other tropical events commonly affect a large spatial area, all existing and future buildings, facilities, and the general population in the planning area are considered to be vulnerable to this hazard and its impacts. The planning area is an inland location and will not receive most of the intensity and extent of these storms, but the magnitude of hurricanes affecting the central Gulf Coast can remain high as these storms travel inland into the region. The projected effects of hurricanes on the planning area may include flooding from torrential rains, debris creation, high winds, and a threat of tornadoes spawned by the hurricane system.

Hurricanes will provide those widespread effects during the summer and early autumn portions of the year. Due to Calhoun, Clay, Cleburne, Jefferson, Randolph, St. Clair, and Talladega Counties' inland location, there are a few days of warnings before a hurricane impacts the planning area, allowing for preparations.

TORNADOES

According to the Risk Impact Assessment, the tornado hazard scored a value of 3.0 (from a scale of 0 to 4).

Table 4.27: Risk Impact Assessment for Tornadoes

Probability	High
Impact	Critical
Location Extent	Small
Warning Time	Less than 6 hours
Duration	Less than 6 hours

Because tornadoes may touch down anywhere within the planning area, all existing and future buildings, facilities, and the general population in the planning area are considered to be vulnerable to this hazard and its impacts. Tornadoes can occur during hurricane events or other severe thunderstorm events, which can create multiple impacts.

All the planning area is susceptible to tornadoes. The most likely time for tornadoes is during the spring months from March through May, with a secondary peak of tornado activity in November, but tornadoes occur in every month of the year. Tornadoes present the most frequent hazard and most likely source of property damage and injury in the planning area from a natural hazard. Tornadoes are possibly more destructive than hurricanes, but impacts are far more localized. Even though favorable conditions for tornadoes can be forecasted in advance, the location of a tornado is unknown until a few moments before the storm occurs.

SEVERE THUNDERSTORMS

According to the Risk Impact Assessment, the severe thunderstorm hazard scored a value of 2.6 (from a scale of 0 to 4).

Table 4.28: Risk Impact Assessment for Severe Thunderstorms

Probability	High
Impact	Minor
Location Extent	Moderate
Warning Time	Less than 6 hours
Duration	Less than 6 hours

Because severe thunderstorms with high winds may occur at any location within the planning area, all existing and future buildings, facilities, and the general population in the planning area are considered to be vulnerable to this hazard and its impacts. Severe thunderstorms with high winds can also produce similar effects to tornadoes and hurricanes. These effects will be more localized than hurricane events but more widespread than tornadoes.

LANDSLIDES

According to the Risk Impact Assessment, the landslide hazard scored a value of 1.6 (from a scale of 0 to 4).

Table 4.29: Risk Impact Assessment for Landslides

Probability	Low
Impact	Minor
Location Extent	Negligible
Warning Time	Less than 6 hours
Duration	Less than 6 hours

Information from the Geological Survey of Alabama shows that historical landslide events have been sparse across much of the planning area, with the majority of landslide events occurring in Calhoun and Jefferson Counties. Due to the lack of substantive documentation of previous events, it is assumed that landslides events may occur at any location within the planning area, all existing and future buildings, facilities, and the general population in the planning area is considered to be vulnerable to this hazard and its impacts. With little recorded activity and documentation, it is believed that any potential losses in the planning area would be minor in scope.

LAND SUBSIDENCE / SINKHOLES

According to the Risk Impact Assessment, the land subsidence / sinkhole hazard scored a value of 2.1 (from a scale of 0 to 4).

Table 4.30: Risk Impact Assessment for Land Subsidence / Sinkholes

Probability	Medium
Impact	Minor
Location Extent	Small
Warning Time	Less than 6 hours
Duration	Less than 6 hours

Information from the Geological Survey of Alabama shows that geology that is conducive to sinkholes and other forms of land subsidence are widespread across the planning area. Due to the lack of substantive documentation of previous events, it is assumed that land subsidence events may occur at any location within the planning area, all existing and future buildings, facilities, and the general population in the planning area is considered to be vulnerable to this hazard and its impacts. With several instances of recorded activity but little documentation, it is believed that any potential losses in the planning area would be minor in scope.

WILDFIRE

According to the Risk Impact Assessment, the wildfire hazard scored a value of 2.3 (from a scale of 0 to 4).

Table 4.31: Risk Impact Assessment for Wildfires

Probability	Medium
Impact	Minor
Location Extent	Small
Warning Time	Less than 6 hours
Duration	Less than one week

The effects caused by wildfires primarily will damage timber land in the planning area. If factors such as winds and drought are present, wildfires may spread from forested areas to areas with residential structures. These fires may begin due to events, such as arson or lightning, and are often difficult to contain due to the lack of access to the fire and a lack of readily available water to control the fires and the rapid spread of these fires. In the event of wildfires, structures in less populated areas in the proximity of the forested areas could be at risk of fire damage. Though all the planning area's residents are at least somewhat vulnerable to wildfires, areas in isolated unincorporated areas are at a higher vulnerability according to the Alabama Forestry Commission.

Though several wildfires occur annually in the planning area, most are very small and only affect small forested areas. There have been no recorded incidents in the NCDC database, and there is no source that provides damage estimates for the wildfire occurrences in the planning area. It is assumed that a particular wildfire incident could create significant impact in the planning area if certain conditions were met, but overall wildfire damages over a long period of time are fairly minimal.

WINTER STORM

According to the Risk Impact Assessment, the winter storm hazard scored a value of 2.5 (from a scale of 0 to 4).

Table 4.32: Risk Impact Assessment for Winter Storms

Probability	Medium
Impact	Limited
Location Extent	Moderate
Warning Time	More than 24 hours
Duration	Less than one week

Historical records show the planning area has several instances of winter weather, which is primarily through frozen precipitation (snow/ice) that only affects the area for a week at the most.

Because winter weather events may occur at any location within the planning area, all existing and future buildings, facilities, and the general population in the planning area are considered to be vulnerable to this hazard and its impacts. Winter weather events will affect those in vulnerable housing more severely than other areas.

4.10 Vulnerable Populations in Calhoun, Clay, Cleburne, Jefferson, Randolph, St. Clair, and Talladega Counties

Background

According to the CDC, social vulnerability refers to a community's resilience after an external hazard has taken place. These hazards may be natural or human-caused disasters. When a community's social vulnerability is reduced human and economic losses are less likely. The CDC created a Social Vulnerability Index to measure how vulnerable a county or census tract is to any hazard. The measurement is based on a calculation that utilizes fifteen census variables, which help identify the vulnerable portion of a population. The CDC uses a scale of 0 to 1. A score of 0 indicates that a community has no vulnerable to any hazard, but a score of 1 means a community is extremely vulnerable to any hazard.

Overall Vulnerability

The Overall Social Vulnerability Index is based on the data collected from the CDC's Social Vulnerability Index (SVI), which depicts the overall social vulnerability for the planning area. The overall SVI score for Calhoun County is 0.6364, Clay County is 0.2273, Cleburne County is 0.3485, Jefferson County is 0.4545, Randolph County is 0.4697, St. Clair County is 0.0303, and Talladega County is 0.7121, which is based on a scale of 0 to 1. Each county has a range of vulnerability from low to medium at the census tract level.

Talladega County is the most vulnerable county among the counties, and the range of vulnerability is from low to high. The highest vulnerability in Talladega County arches around Talladega, while also sitting squarely over Childersburg. There is another small patch of highest vulnerability above Sylacauga. Oak Grove and Sylacauga are situated in areas of low-medium to medium vulnerability. Lincoln has the lowest jurisdictional vulnerability, ranging from low to low-medium.

Calhoun County shows nearly as high vulnerability as Talladega County. The highest vulnerability in Calhoun County runs along the center of the region. Jacksonville lies in an area of low to medium vulnerability. Weaver is the most vulnerable jurisdiction in Calhoun County, with a medium to high vulnerability. Anniston and Hobson City have low-medium to high vulnerability. Oxford largely lies in an area of low- medium vulnerability, and Piedmont ranges from low-medium to medium. Ohatchee's vulnerability shows entirely low.

Clay County's vulnerability ranges from low to high, with the majority of the county showing low to low-medium vulnerability, including the City of Lineville. The City of Ashland, along with a patch at the county's center, shows highest vulnerability.

Cleburne County's vulnerability is highest in the southwestern region, which has medium vulnerability. Heflin is located in this area. The eastern portions of the county, including Edwardsville, Fruithurst, and Ranburne, show low-medium vulnerability.

In Jefferson County, the highest vulnerability is concentrated in the center of the county. Jurisdictions experiencing the highest vulnerability include Bessemer, Birmingham, Brighton, Centerpoint, Fairfield, Lipscomb, Midfield, and Tarrant. County Line, Homewood, Hoover, Kimberly, Mountain Brook, Morris, North Johns, Pinson, Pleasant Grove, Trafford, Trussville, and Vestavia Hills are in areas of low vulnerability. All other jurisdictions have a low-medium to

medium vulnerability in Jefferson County.

The western portions of unincorporated St. Clair County have the lowest rate of vulnerability, including Moody, Margaret, Argo, and Springville. The City of Pell City, Odenville, Ragland, Ashville, and Steele and the eastern portions of unincorporated St. Clair County have a low-medium to medium vulnerability rate.

Randolph County's vulnerability shows medium in the northern and southern portions of the county, with the middle of the county showing low-medium. Woodland and Wedowee sit in this area of low-medium vulnerability, while Roanoke and Wadley are located in areas of medium vulnerability.

Due to the medium to high vulnerability populations in the planning area each jurisdiction should create plans and policies to protect these individuals from injury or death during any hazard. Understanding where the vulnerable population pockets are in each jurisdiction will help identify what hazards will or are more likely to impact these vulnerable people. Since the planning area has a low to high vulnerability each jurisdiction should be aware where these vulnerable populations live.

The CDC breaks down the fifteen variables into four themes that summarize how an area is socially vulnerable to a hazard. The themes focus on education, socioeconomic, housing, language skills, housing, ethnicity, family characters, and access to vehicles. Please refer to the maps on pages 261-265 for the details regarding vulnerability based on the specific themes.

Housing and transportation

The Housing Type and Transportation Index is based on data from the American Community Survey for 2012-2016 for following variables: multi-unit housing, mobile homes, home crowding, no access to vehicles, and group quarters. The information presented in shows that the majority of the population living in Calhoun, Clay, Cleburne, Jefferson, Randolph, St. Clair, and Talladega Counties are vulnerable to hazards based on the living conditions and access to transportation. Small towns, Anniston, Ashland, Ashville, Bessemer, Edwardsville, Fairfield, Fruithurst, Graysville, Heflin, Irondale, Jacksonville, Leeds, Oak Grove, Odenville, Pell City, Roanoke, Wadley, Warrior, and Wedowee, and unincorporated areas are more likely to be vulnerability to hazards than those persons living in places like Fulntondale, Hoover, Lincoln, Mountain Brook, Ohatchee, Springville, Steele, Sylacauga, and Vestavia Hills. Persons living in multi-unit housing, manufactured homes, or in a crowded home are vulnerable to natural hazards such as tornadoes, flooding, hail, high winds/ thunderstorms, winter storms, tropical storms, and dam failure because these types of homes do not provide adequate protection from hazards. These types of homes are not built to the same standards as standalone home, for example, manufactured homes are built to withstand maximum winds of 70 mph. These structures will not survive high winds or tornadoes. Persons who do not have access to transportation are vulnerable to dam failure, flooding, high winds/ thunderstorms, tornadoes, wildfire, and winter storms because the option to leave their home is contingent on obtaining a way to leave, such as by vehicle, public transportation, bike, or walking. These modes of transportation are not viable for all individuals due to a lack of access or physical abilities. These persons who do not have the ability to leave are at risk because certain natural hazards provide little warnings, such as a wildfire, dam failure, or tornado. If persons do not have a safe place in their home or access to transportation (of any type) then their lives will be vulnerable/risked during the event of a natural hazard. Communities need to know where these vulnerable persons live in order to help save lives from hazards before the events take place.

Household Composition and Disability

The Household Composition and Disability Index shows where people live in Calhoun, Clay, Cleburne, Jefferson, Randolph, St. Clair, and Talladega Counties who are more vulnerable to hazards based on housing composition and the number of persons with disabilities. The housing composition and disability map is based on data from the American Community Survey for 2012-2016 for the following variables: aged 65+, aged 17 and under, single-parent household, and aged 5 and over with a disability. Calhoun, Jefferson, St. Clair, and Talladega Counties have a range of vulnerability from low to high census tracts based on the housing composition and individuals with disabilities. Randolph and Clay Counties' vulnerability ranges from low to medium, while Cleburne County's vulnerability ranges from low-medium to high.

The south-central area of Calhoun County has the highest vulnerability, affecting Anniston, Hobson City, and portions of Weaver. Another pocket of high vulnerability exists in the northeast corner, including Piedmont. The western region of the county has low vulnerability, including Ohatchee. Jacksonville and Oxford occupy areas of low-medium vulnerability.

As was the case with some of the previous indexes covered here, Clay County's highest vulnerability was in the northern half of the county, encompassing both Ashland and Lineville. The southern half of the county is split between low and low-medium vulnerability.

The highest vulnerability in Cleburne County is located in northern areas of the county, and includes Edwardsville, Fruithurst, and Heflin. The southwest corner of the county has medium vulnerability, while the southeast corner, including Ranburne, has a low-medium vulnerability.

Once again, the majority of high vulnerability in Jefferson County is concentrated in central regions. The jurisdictions with the highest vulnerability in the area are Bessemer, Brighton, Centerpoint, Leeds, Lipscomb, Mulga, and Tarrant. Hoover, Pleasant Grove, Pinson, and Vestavia Hills show low vulnerability. All other jurisdictions in Jefferson County are considered low-medium to medium.

The southwest region of Randolph County, including Wadley, and the southwest region of St. Clair County, including Argo, Odenville, Margaret, and Moody have smaller portions of the population that are highly vulnerable to hazards. Portions of southern unincorporated St. Clair County have some of the highest vulnerability in the planning area. Northeast unincorporated Randolph County, and Woodland, show medium vulnerability, as does the northeast area of St. Clair County including Ashville and Ragland.

In Talladega County, the highest vulnerability is the southern portion of the county, including Childersburg and parts of Oak Grove and Sylacauga, and surrounding Talladega. The majority of Sylacauga has medium vulnerability, as does sections of Lincoln. Other parts of Lincoln and Oak Grove sit in areas of low vulnerability.

In terms of hazard mitigation, the housing composition is important to understand because children and the elderly are more vulnerable to injuries during a hazard, such as extreme heat or tornado event, than a young or middle-aged adult. Natural hazards are also dangerous if a child or elderly person is home alone during the event because they may not have the knowledge or ability to address a hazardous situation. For example, if a child is home alone during a tornado event, he or she may not have the knowledge or experience to know where to take shelter, which makes that child vulnerable. Persons who have a disability (physical or mental) are extremely vulnerable to hazards of any type because they may be socially or logistically isolated when a hazard occurs, such as a dam failure, flooding, winter storm, or tornado. These persons may not be able to evacuate quickly or may not be aware the natural hazard event is taking place. Communities need to know where these vulnerable persons live to reduce loss of life and injuries from hazards.

Socioeconomics

The Socioeconomic Status Index shows where people live in Calhoun, Clay, Cleburne, Jefferson, Randolph, St. Clair, and Talladega Counties who are more vulnerable to hazards based on the socioeconomic status of the population living in the planning region. Vulnerability data is based on socioeconomic status and is gathered from the American Community Survey for 2012-2016 for following variables: poverty, unemployment, per capita income, and no high school diploma. Calhoun, Cleburne, Jefferson, and Talladega Counties range from low to high vulnerability, while St. Clair County's vulnerability ranges from low to medium, and Randolph and Clay Counties' vulnerability ranges from low-medium to high.

Rural Calhoun County in the western region, including Ohatchee, shows low-medium

vulnerability, as does a section in the southeastern part of the county, encompassing Oxford. There are pockets of high vulnerability across the county, including Hobson City, Piedmont, and portions of Anniston and Jacksonville. Weaver is in an area of medium to high vulnerability.

Southwestern Clay County shows the highest vulnerability, including Ashland. The remainder of the county, including Lineville, has a low-medium vulnerability.

West central Cleburne County has the highest vulnerability, including Heflin. Rural Cleburne County in the southwest corner has a medium vulnerability. Other areas, including northern and eastern portions and Edwardsville, Fruithurst, and Ranburne, have a low-medium vulnerability.

Eastern areas of Jefferson County show largely low vulnerability, while high vulnerability is concentrated in central portions of the county, and low-medium to medium mostly dominates the western county. Jurisdictions with low vulnerability include Clay, Fultondale, Gardendale, Hoover, Homewood, Kimberly, Morris, Mountain Brook, North Johns, Pinson, Pleasant Grove, Trafford, Trussville, and Vestavia Hills. The areas with high vulnerability include Brighton, Lipscomb, Mulga, and Tarrant. All other jurisdictions have a largely low-medium to medium vulnerability.

Western portions of St. Clair County including Argo, Margaret, Moody, and Springville show some of the lowest vulnerability in the planning area to hazards based on socioeconomic status. Central St. Clair County displays low-medium vulnerability, including Odenville and Ragland, while northern and southern portions of the county have medium vulnerability, including Ashville, Pell City, Riverside, and Steele.

Rural Randolph County in the southwest region and Wadley have a high vulnerability to hazards based on socioeconomic status, but the majority of the county shows low-medium vulnerability, like Wedowee and Woodland. Roanoke sits in an area of medium vulnerability.

Central and rural Talladega County had the highest vulnerability, with a small pocket surrounding Childersburg. Oak Grove and Sylacauga are largely in areas of low-medium to medium vulnerability, while Lincoln situates an area ranging from low to low-medium.

Vulnerability to natural hazards due to socioeconomics can make a person or a family vulnerable to all hazards. These persons may not have the financial ability to prepare for hazards in advance, such as winter storms or droughts, and may also struggle to recover once a natural hazard event has taken place. The ability to evacuate during or before a hazard may not be an option for those who have socioeconomic difficulties. Communities need to know where these vulnerable persons live to reduce loss of life and injuries from hazards.

Minority Status and English Language Proficiency

The Minority Status and Language Index shows where in Calhoun, Clay, Cleburne, Jefferson, Randolph, St. Clair, and Talladega Counties persons live who are vulnerable to hazards based on the population's minority status and English language proficiency. The minority and English language proficiency map is based on data from the American Community Survey for 2012-2016 for the following variables: Ethnicity and English language proficiency.

Both the western and eastern regions of Calhoun County show low vulnerability, including Piedmont and Ohatchee. The highest vulnerability in the county is concentrated in south-central Calhoun County, including portions of Weaver, Anniston, and Hobson City. Jacksonville lies in an area of low-medium vulnerability, while Oxford sits in an area of medium vulnerability.

The majority of Clay County has a low vulnerability, including Lineville. There is a pocket of medium vulnerability in central Clay County, including Ashland.

Rural Cleburne County, in the southwest corner, has a medium vulnerability. All other areas, including Edwardsville, Fruithurst, Heflin, and Ranburne, show a low vulnerability.

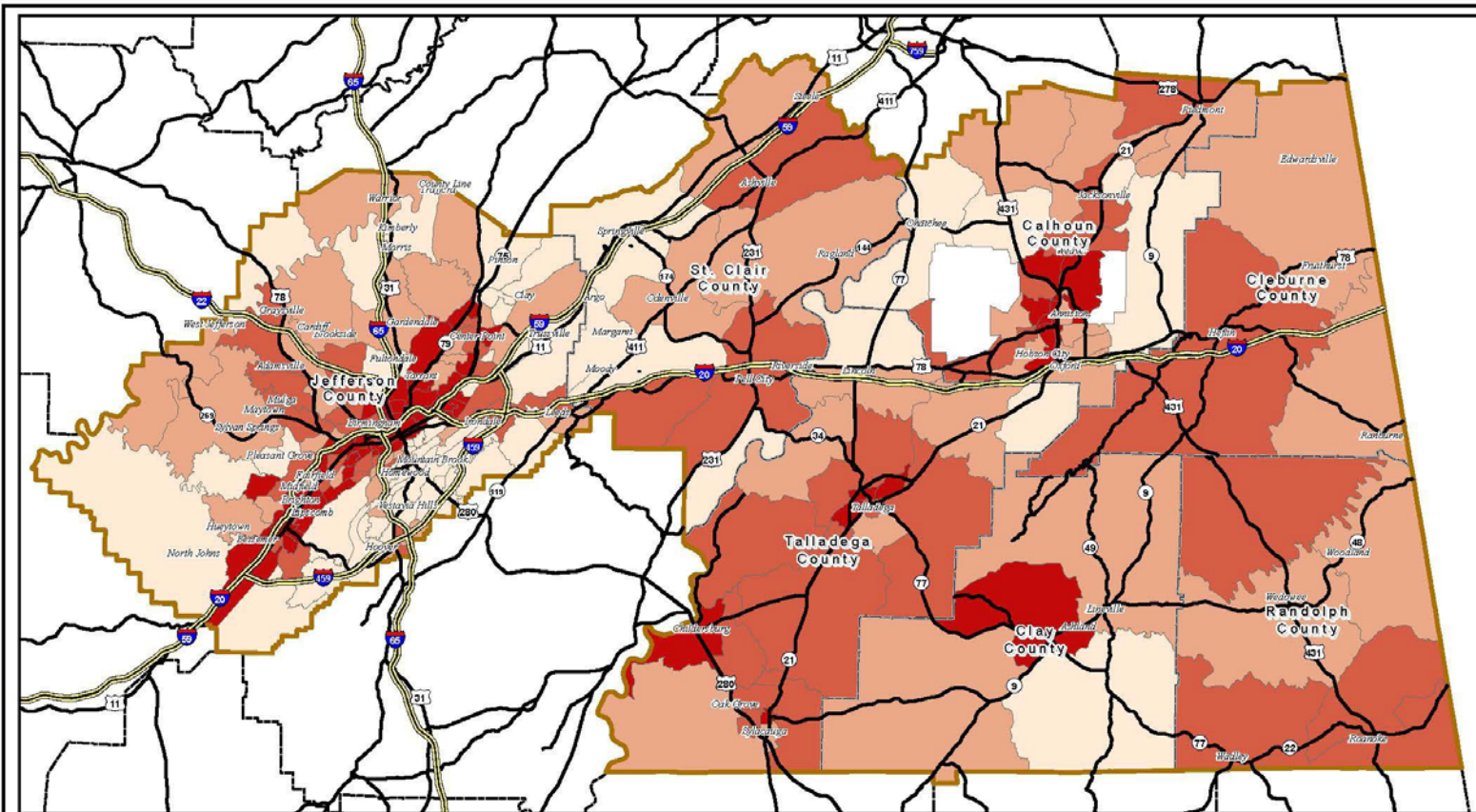
In Jefferson County, the western region is dominated by low to low-medium concentrations of vulnerability. North and south-central Jefferson County shows large areas of medium to high vulnerability. Jurisdictions with the highest vulnerability in the county including Bessemer, Birmingham, Brighton, Lipscomb, and Tarrant. Areas with low vulnerability include Brookside, Cardiff, Kimberly, Morris, Mulga, North Johns, Pinson, Trafford, Trussville, Warrior, and West Jefferson. The remaining jurisdictions in the county are low-medium to medium in vulnerability.

The majority of St. Clair County has the lowest number of persons who are vulnerable based on minority status and English proficiency, but southern portions of the county, including Pell City and Riverside, have low-medium vulnerability and an unincorporated area in the southwest corner has a pocket of medium vulnerability.

Randolph County has a low to medium rate of vulnerability. Northern areas of unincorporated Randolph County and Woodland display a low-medium rate of vulnerability, while central and southwestern sections in the county, including Roanoke, Wadley, and Wedowee have the lowest portion of person vulnerable to any hazard based on the population's ethnicity and ability to communicate in English. There is a pocket of medium vulnerability above Roanoke.

Large swatches of rural Talladega County, including portions of Lincoln, Oak Grove, and Sylacauga, show a low vulnerability. Areas to the east and west of Talladega have the only patches of highest vulnerability. Talladega sits in areas of low-medium, medium, and high vulnerability. Childersburg and parts of Oak Grove show a medium vulnerability. Sylacauga has low to low-medium vulnerability, while Lincoln ranges from low to medium.

Providing information out in multiple languages is important because not everyone can read, write, or understand English. For those individuals who are not English-proficient, obtaining useful information about natural hazards in advance is essential to survival. If a person is unaware that a hazardous event is occurring due to a language barrier, their life is at risk to natural hazards. These persons will essentially be taken by surprise when a tornado, wildfire, winter storm, flood, or dam failure takes place in their community. Communities need to know where these vulnerable persons live to reduce loss of life and injuries from hazards.



Overall Social Vulnerability (SVI 2018)

- Highest Vulnerability
- Medium Vulnerability
- Low-Medium Vulnerability
- Low Vulnerability
- AEMA Division G Boundary

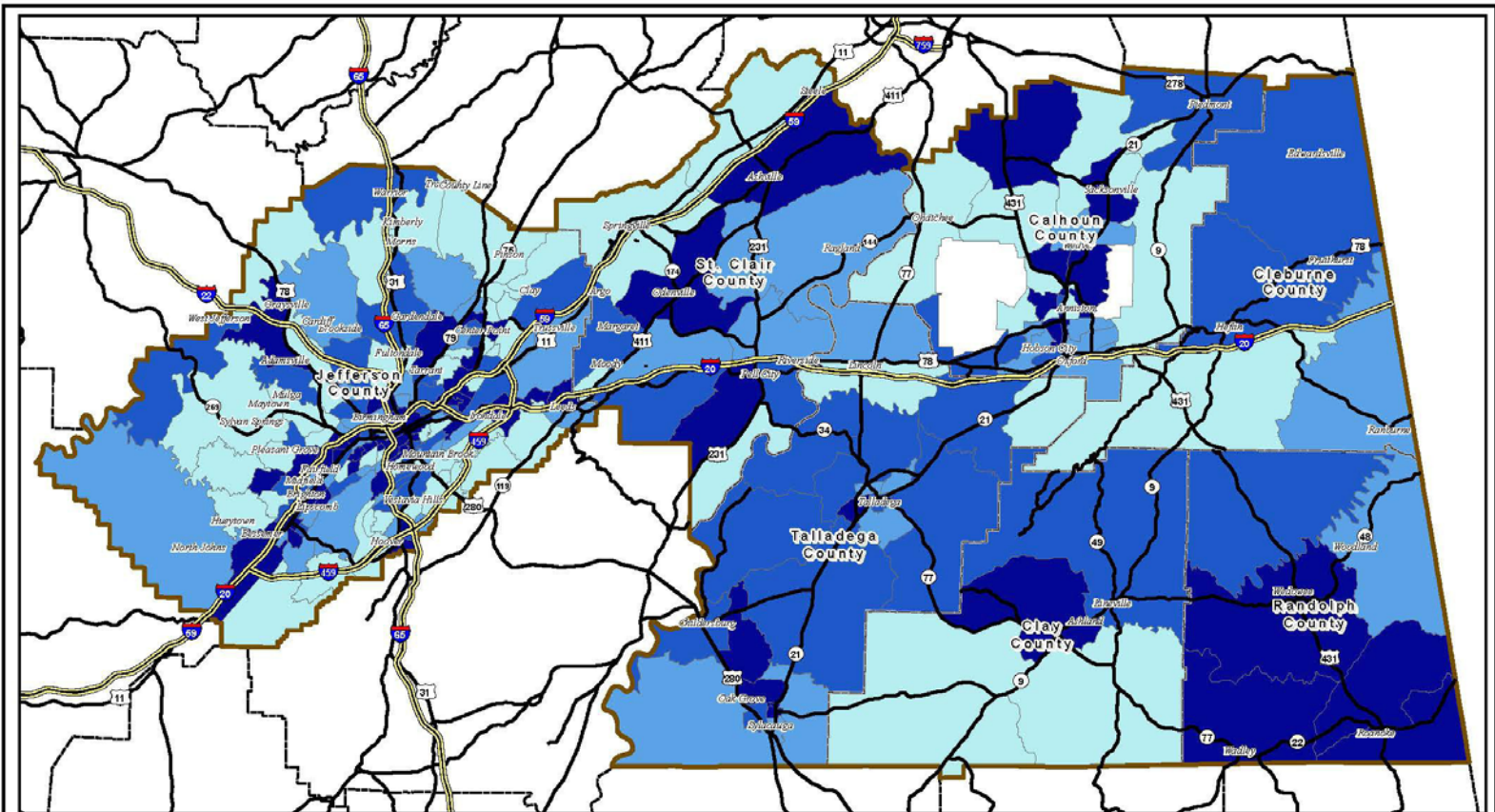
Note: Overall Social Vulnerability. All 15 variables. Displayed Using Natural Breaks (Jenks) Classification Method.
 Note: The SVI combines percentile rankings of U.S. Census American Community Survey (ACS) 2014-2018 variables, for the state, at the census tract level.

CDC's Overall Social Vulnerability Index 2018

AEMA DIVISION G



Prepared By The East Alabama Regional Planning And Development Commission, 2020.
 Base Map Data Obtained From The U.S. Census Bureau TIGER Dataset.



Housing Type & Transportation (SVI 2018)

- Highest Vulnerability
- Medium Vulnerability
- Low-Medium Vulnerability
- Low Vulnerability
- AEMA Division G Boundary

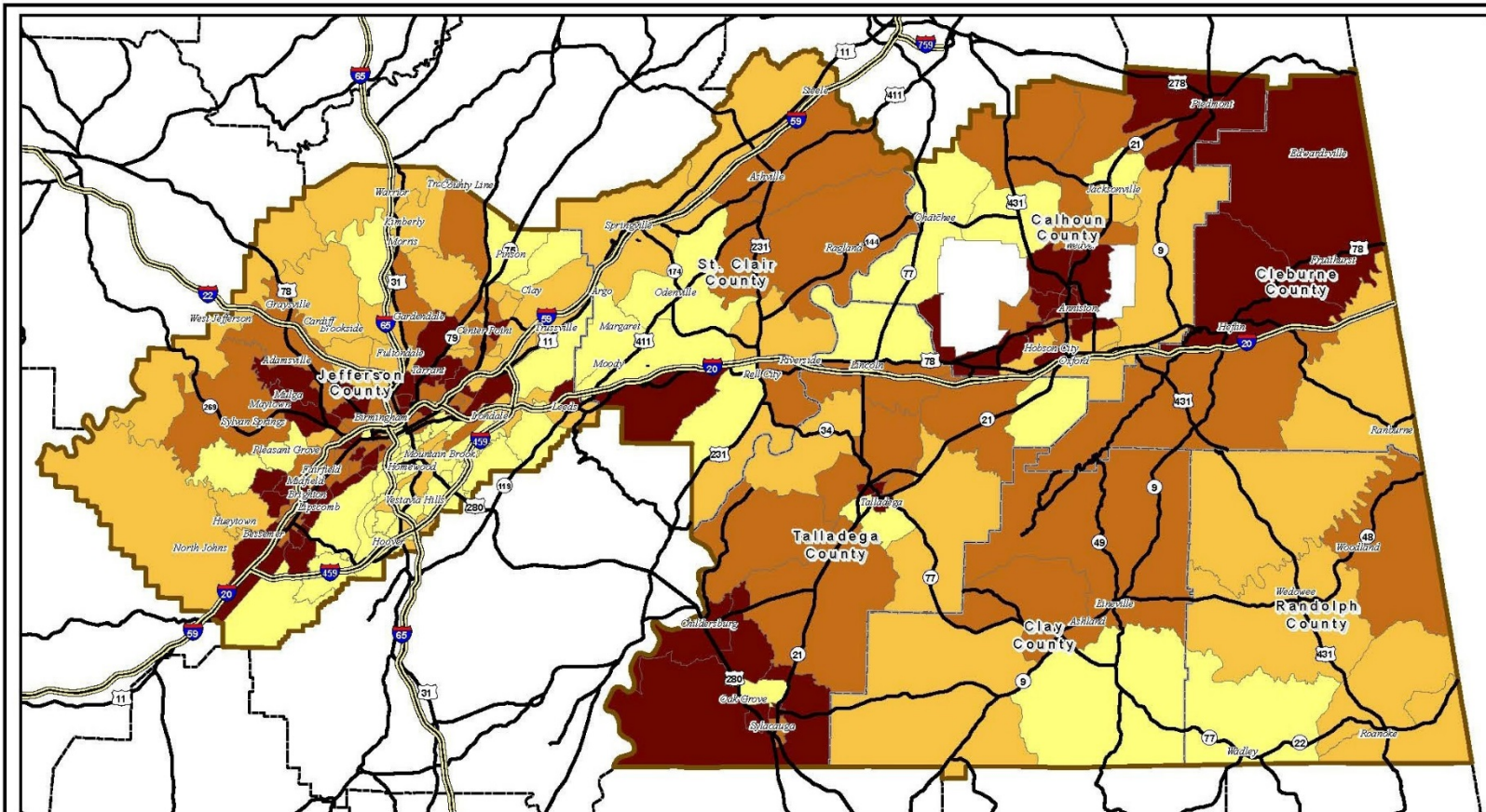
Note: Housing/Transportation: Multi-unit, Mobile Homes, Crowding, No Vehicle, Group Quarters. Displayed Using Natural Breaks (Jenks) Classification Method

Note: The SVI combines percentile rankings of US Census American Community Survey (ACS) 2014-2018 variables, for the state, at the census tract level.

CDC's SVI Housing Type & Transportation Index 2018
AEMA DIVISION G



Prepared By The East Alabama Regional Planning And Development Commission, 2020.
 Base Map Data Obtained From The U.S. Census Bureau TIGER Dataset.



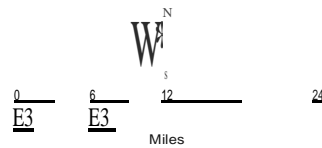
Household Composition & Disability (SVI 2018)

- Highest Vulnerability
- Medium Vulnerability
- [E] Low-Medium Vulnerability
- LJ Low Vulnerability
- D AEMA Division G Boundary

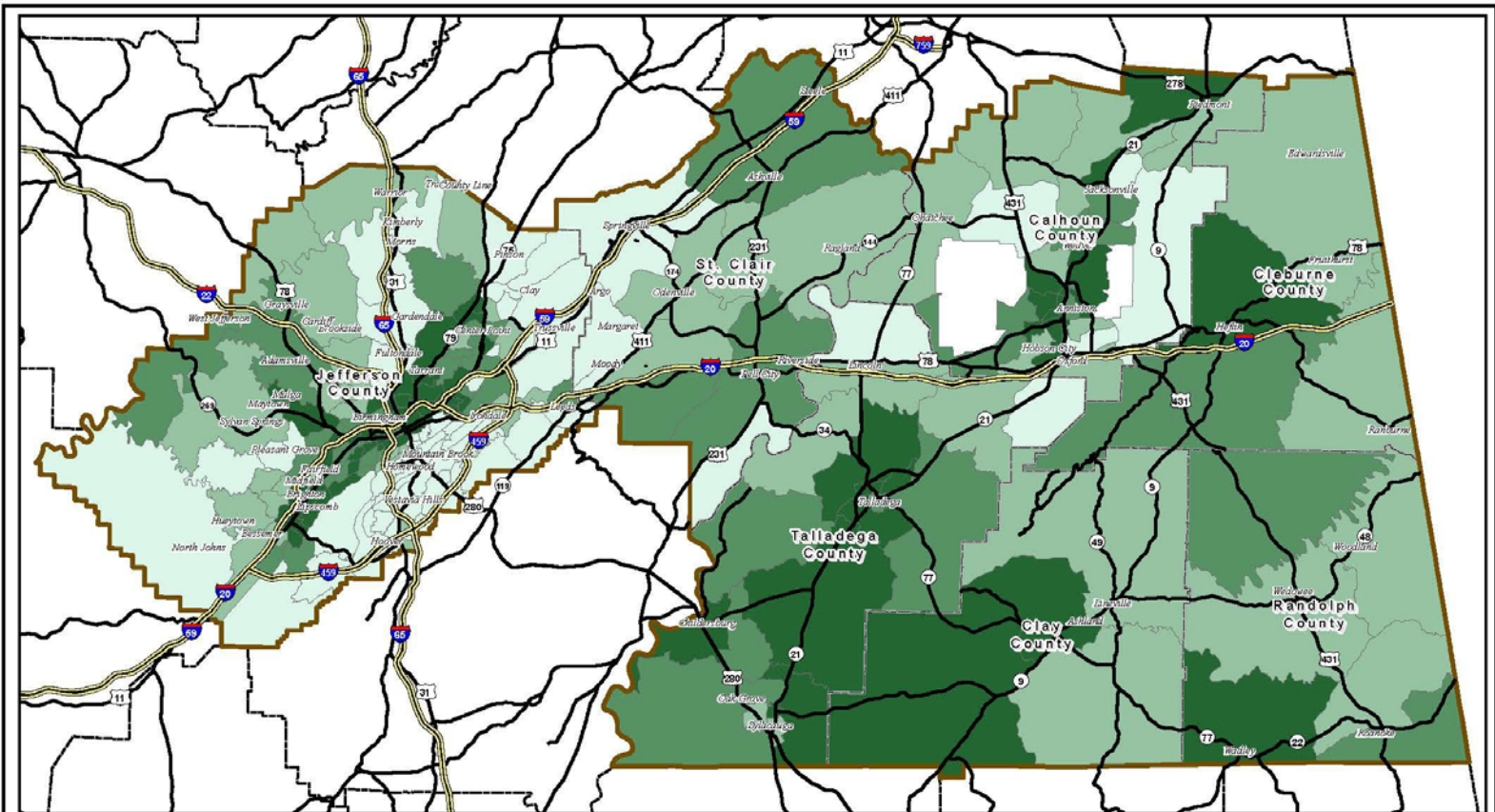
Note: Household composition is based on age and race/ethnicity. Age 17 and Younger, Single-parent Household, Age 5 and Older with a Disability, Displayed Using Natural Breaks (Jenks) a classification Method

Note: The SVI combines percent of population with a disability and percent of population with a low level of education from the 2014-2018 American Community Survey (ACS) 5-year estimates. For the state, all census tracts level.

CDC's SVI Household Composition & Disability Index 2018
AEMA DIVISION G



Prepared By The East Alabama Regional Planning and Development Commission, 2020
 Base Map Data Obtained From The U.S. Census Bureau TIGER Dataset.

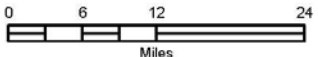


**Socioeconomic Status
(SVI 2018)**

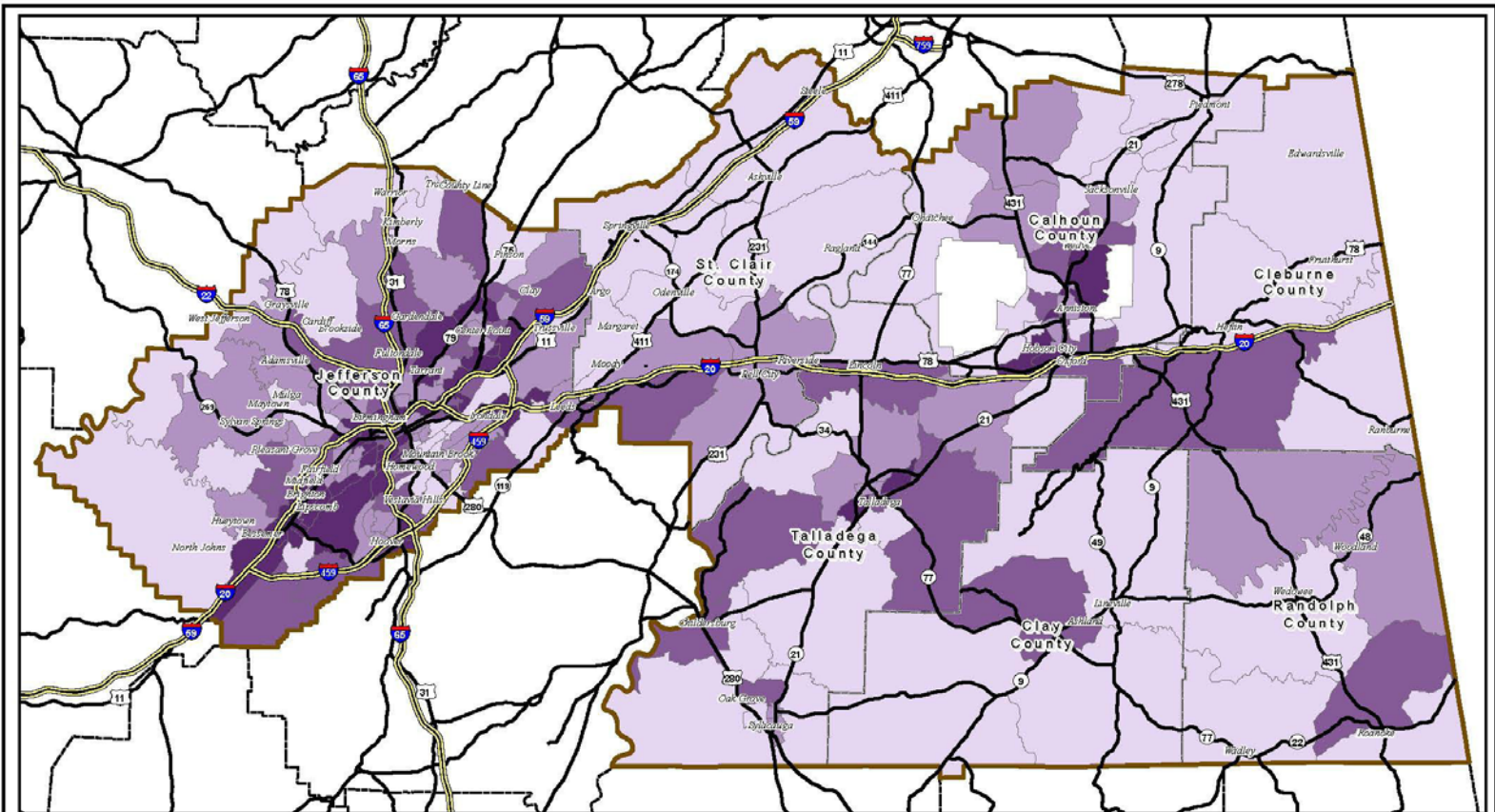
- Highest Vulnerability
- Medium Vulnerability
- Low-Medium Vulnerability
- Low Vulnerability
- AEMA Division G Boundary

Note: Socioeconomic Status: Poverty, Unemployed, Per Capita Income, No High School Diploma
Displayed Using Natural Breaks (Jenks) Classification Method
Note: The SVI combines percentile rankings of U.S. Census American Community Survey (ACS) 2014-2018 variables, for the state, at the census tract level.

**CDC's SVI Socioeconomic Status Index 2018
AEMA DIVISION G**



Prepared By The East Alabama Regional Planning And Development Commission, 2020.
Base Map Data Obtained From The U.S. Census Bureau TIGER Dataset.



Race/Ethnicity/Language

(SVI 2018)

- Highest Vulnerability
- Medium Vulnerability
- Low-Medium Vulnerability
- Low Vulnerability

AEMA Division G Boundary

Note: Race/Ethnicity/Language: Minority, English Language Ability. Displayed Using Natural Breaks (Jenks) Classification Method

Note: The SVI combines percentile rankings of US Census American Community Survey (ACS) 2014-2018 variables, for the state, at the census tract level.

CDC's SVI Minority Status & Language Index 2018

AEMA DIVISION G



Prepared By The East Alabama Regional Planning And Development Commission, 2020.
Base Map Data Obtained From The U.S. Census Bureau TIGER Dataset.

4.11 Jurisdictional Vulnerability by Hazard in Calhoun, Clay, Cleburne, Jefferson, Randolph, St. Clair, and Talladega Counties

This section focuses on the vulnerability of each jurisdiction to each hazard according to the potential frequency and magnitude, past occurrences, internet information, and the impact of personal safety.

Dams

In Calhoun County, eight dams' hazard potential are classified as high, H. Neely Henry Dam, Choccolocco Site 2, Choccolocco Creek W/S Dam Site 11, Cone Reservoir, Yahoo, Finks Lake, Choccolocco Creek W/S Dam Site 6, and Patterson Lake. If one of these dams failed, the areas, persons, infrastructure, and buildings could be devastatingly impacted. The largest dams in Calhoun County are H. Neely Henry (104 ft. in height and 121,860 acre-feet in storage), Choccolocco Creek W/S Dam Site 6 (91 ft. in height and 14,105 acre-feet in storage), and Choccolocco Creek W/S Dam Site 11 (75 ft. in height and 13,331 acre-feet in storage). If one of these large dams failed the damage would be catastrophic to the communities in the surrounding area resulting in major destruction, injury, or loss of life. Communities potentially impacted could include Alexandria, Anniston, Jacksonville, Ohatchee, Oxford, Saks, and Weaver, among large swaths of unincorporated Calhoun County. Fortunately, the likelihood of a failure from one of these large dams is extremely unlikely due to federal regulations.

In Clay County, one dam's hazard potential is classified as high: Crooked Creek Watershed Dam Site 16. If this dam failed, the areas, persons, infrastructure, and buildings could be devastatingly impacted. The largest dams in Clay County are Ketchepadrake Creek Watershed Dam Site 15 (50 ft. in height and 9,700 acre-feet in storage), Crooked Creek Watershed Dam Site 17a (54 ft. in height and 6,925 acre-feet in storage), and Crooked Creek Watershed Dam Site 2 (52 feet in height and 4,949 acre-feet in storage). If one of these large dams failed the damage would be catastrophic to the communities in the surrounding area resulting in major destruction, injury, or loss of life. Communities impacted could include Lineville, and large swatches of unincorporated Clay County.

In Cleburne County, eight dams' hazard potential are classified as high, including Terrapin Creek Watershed Dam Site 31, Beecham Lake, Choccolocco Creek Watershed Dam Site 24, Choccolocco Creek Watershed Dam Site 07, Cahulga Creek Watershed Dam Site 1, Heflin, Creighton No.1, and Creighton No. 2. If one of these large dams failed the damage would be catastrophic to the communities in the surrounding area resulting in major destruction, injury, or loss of life. The largest dams in Cleburne County are Terrapin Creek Watershed Dam Site 22 (106 ft. in height and 6,772 acre-feet in storage), Terrapin Creek Watershed Dam Site 31 (71 ft. in height and 9,890 acre-feet in storage), and Choccolocco Creek Watershed Dam Site 24 (90 ft. in height and 11,000 acre-feet in storage). Communities potentially impacted could include Heflin, and large swatches of unincorporated Cleburne County.

In Jefferson County, twenty-one dams' hazard potential are classified as high, including Vestavia

Lake, Bayview Lake, East Lake Park, Center Point Lake, Wild Acres Lake, Birmingham Water Service Lake, Zamora Lake Dam, Norman Fountain, Johnsons Lake, Turkey Creek Lake, Camp Cosby, Camp Cosby Lake No.2, Maxine Tailings Pond, Serene Lake No. 1 Dam, Cumberland Dam, Serene Lake No. 7 Dam, Drummond Lake Dam, Osbourne Lake Dam, Lake Vista, Barber Motorsports Lake, and Birmingham Water Service Lake 2. The largest dams in Jefferson County are Bayview Lake (100 ft. in height and 14,200 acre-feet in storage), Drummond Lake Dam (86 ft. in height and 2,206 acre-feet in storage), and Miller Steam Plant Ash Pond (158 ft. in height and 9,500 acre-feet in storage). If one of these large dams failed the damage would be catastrophic to the communities in the surrounding area resulting in major destruction, injury, or loss of life. Communities potentially impacted could include Brentwood Hills, Maytown, Mulga, Adamsville, Birmingham, Maxine, Vestavia Hills, Irondale, Trussville, Centerpoint, and Clay, in addition to large areas of unincorporated Jefferson County.

In Randolph County, one dam's hazard potential is classified as high, R.L. Harris Dam. If this dam failed, the areas, persons, infrastructure, and buildings could be impacted in the following regions: unincorporated western Randolph County, Wadley, and Wedowee.

In St. Clair County, two dams' hazard potential are classified as high, Logan Martin Dam and H. Neely Henry Dam. If either of these dams failed, the areas, persons, infrastructure, and buildings could be impacted in the following regions: unincorporated northeastern St. Clair County, unincorporated southern St. Clair County, Ashville, Ragland, and Cropwell.

In Talladega County, ten dams' hazard potential are classified as high, including Lake Robin, Cheaha Creek W/S Dam Site 5, Blue Eye Creek W/S Dam Site 1, Blue Eye Creek W/S Dam Site 2, Cheaha Creek W/S Dam Site 2, Cheaha Creek W/S Dam Site 6, Howard, Mump Creek Reservoir, Tallaseehatchee Creek W/S Dam Site 1, and Tallaseehatchee W/S Dam Site 4. The largest dams in Talladega County are Tallaseehatchee Creek W/S Dam Site 1 (114 ft. in height and 17,666 acre-feet in storage), Tallaseehatchee Creek W/S Dam Site 4 (86 ft. in height and 10,162 acre-feet in storage), and Cheaha Creek W/S Dam Site 6 (79 ft. in height and 12,580 acre-feet in storage). If any of these dams failed, the areas, persons, infrastructure, and buildings could be impacted in the following regions: Unincorporated Talladega County, Childersburg, Munford, and Sylacauga.

People and communities in flood hazard zones and other areas downstream from major dams have the greatest vulnerability from dam failure. Although the likelihood of dam failure is very low, a catastrophic failure would cause serious injury to persons, loss of life, damage, and destruction of buildings, structures, and infrastructure. Persons living in manufactured homes or homes older than 30 years near these dams are at risk if the dams fail. At this time, we do not have the specific number of persons, buildings, and structures that are vulnerable to a dam failure for any jurisdiction in Calhoun, Clay, Cleburne, Jefferson, Randolph, St. Clair, or Talladega counties.

Drought/Extreme heat

There is not a risk of losses for droughts based on a calculation from the historical record because zero damages have been reported for Calhoun, Clay, Cleburne, Jefferson, Randolph, St. Clair, and Talladega counties. The lack of evidence does not dismiss the risk associated with drought since qualitative records exist to show evidence of significant risk to public water supply during drought.

Drought are potentially damaging to local agriculture and place the public at risk through water shortages in all jurisdictions in east central Alabama. A significant drought could impact the drinking water supply from the following sources: Crystal Lake, Coldwater Springs, Coosa River, Lake Hillabee, Lake Howard, Inland Lake, Lake Logan Martin, Lake Purdy, Lake Wedowee, Knox Aquifer, Rome Aquifer, Clay County rivers, and Talladega Creek. The sources serve the following jurisdictions: Lincoln, Oak Grove, Roanoke, Sylacauga, Talladega, Waldo, Wedowee, St. Clair County, Calhoun County, Clay County, Cleburne County, Jefferson County, and Talladega County. When a severe drought occurs the water levels are depleted in any jurisdiction (public water system or private well) resulting in a water shortage for the communities, which would impact all 994,169 persons water supply or private wells. Livestock and agricultural lands that could face losses are mostly in unincorporated portions of Calhoun, Clay, Cleburne, Jefferson, Randolph, St. Clair, and Talladega counties. The rivers and lakes such as Lake Logan Martin, Lake Purdy, Lake Wedowee, Coosa River, Tallapoosa River, Cahaba River, Black Warrior River, and Terrapin Creek provide large areas for recreation for locals and tourists. Visitors bring in outside dollars for the local economies, but when a drought takes place the local economy suffers due to water shortages.

A drought can potentially impact all 994,169 residents, living in any jurisdiction in Calhoun, Clay, Cleburne, Jefferson, Randolph, St. Clair, and Talladega counties. The impacts felt by the communities would be as followed: diminished ground and surface water; loss of crops; decrease in drinking water supply; private and public wells depletion. A drought can lead to shortages of water, strain public utilities, and major agriculture and tourism losses. The risk of drought is medium.

Extreme heat in Calhoun, Clay, Cleburne, Jefferson, Randolph, St. Clair, and Talladega counties can impact all 994,169 residents. Prolonged periods of high temperatures are not likely to impact the structures and facilities. However, these events might work in tandem with droughts. The probability of extreme heat in the planning area is rated as a medium. The persons, industry, and assets are vulnerable to extreme heat temperatures in the planning area: elderly population (75+), children, water sources (public and private), livestock/animals, agricultural products, persons living in manufactured homes, a person under the poverty line, fisheries, and forestry. It necessitates a review of mitigation planning techniques to avoid injury to vulnerable populations, particularly the elderly population.

Earthquakes

While damage from a major earthquake could be catastrophic, the risks are low to moderate for Calhoun, Clay, Cleburne, Jefferson, Randolph, St. Clair, and Talladega counties. According to the USGS historical records, zero earthquakes have been reported in Cleburne or Randolph Counties, and no earthquakes have been reported in St. Clair County since 1916. Calhoun, Clay, Jefferson, and Talladega Counties have reported several earthquakes beginning in 1931; however, only one, in 1916 in Jefferson County, has exceeded a 5.0 magnitude.

Earthquakes could potentially impact all 994,169 residents and approximately 525,751 structures in Calhoun, Clay, Cleburne, Jefferson, Randolph, St. Clair, and Talladega counties. A significant earthquake is unlikely, but despite being improbable, one could result in widespread damage and

destruction. Since the overall risk of an earthquake is low to moderate, the risk to lives and buildings is minimal. While the risk is low, it is important that the mitigation practices for earthquakes compliment other mitigation strategies and should be reviewed and incorporated into the mitigation plan.

The losses from earthquakes cannot be calculated based on the lack of historical records for the planning area. This evidence does not dismiss the risk associated with earthquakes. The probability of any type of losses from an earthquake in any jurisdiction in Calhoun, Clay, Cleburne, Jefferson, Randolph, St. Clair, and Talladega counties is low to medium.

Flooding

Flooding is localized to areas close to surface water such as along Lake Logan Martin, Lake Purdy, Lake Wedowee, Coosa River, Tallapoosa River, Cahaba River, Terrapin Creek, and Black Warrior River, any major tributaries, or any additional areas with poor drainage. Flood hazard areas are most readily identifiable when they appear on a flood hazard map produced by FEMA. However, flooding can impact a larger area than the properties shown of the FEMA Flood maps when unpredictable weather patterns occur or changes to drainage features take place. Due to lack of data, it is unclear how many persons are vulnerable to flooding across Calhoun, Clay, Cleburne, Jefferson, Randolph, St. Clair, and Talladega counties. Tables 4.33-4.39 discuss significant past flooding events by jurisdiction, where available. Where jurisdictional information is unavailable, information is provided for the county as a whole. The Town of Woodland is not prone to flooding. Cleburne County, Edwardsville, Fruithurst, and Ranburne have few documented events and do not participate in the National Flood Program. Past occurrences demonstrate where counties and jurisdictions may be vulnerable in the future.

Table 4.33: Randolph County Historic Flooding Events

Jurisdiction	Date	Event	Damages	Injuries/ Deaths	Event Description
Wedowee	09/21/2000	Flash Flood	\$12,000	0	Heavy rainfall in a short amount of time caused flooding in Wedowee. Many roads were flooded, and creeks briefly ran out of their banks.
Wedowee/ Countywide	09/22/2000	Flash Flood	\$200,000	0	Very heavy rain fell across central Alabama in the early morning hours. The following events were reported: numerous high water rescues were performed by area fire

					departments, one junior high school sustained major damage, one home was totally destroyed, 100 homes suffered varying degrees of damage, 22 apartments were flooded, one bowling alley sustained major damage, at least 20 businesses were damaged, a few bridges were washed out, a few culvert pipes were washed away, trees and power lines fell down due to the saturated ground, and numerous roads were temporarily closed and impassable.
Randolph County	05/07/2003	Flash Flood	\$75,000	0	Several roads and bridges across the county were flooded.
Wadley	05/08/2003	Flood	\$300,000	0	The Tallapoosa River at Wadley was above the flood stage of 13 feet during this period. A crest of approximately 38 feet occurred in the afternoon of May 8. The crest height and time were estimated because the river gauge on SR 22 bridge over the river was under water. The city of Wadley was cut off on the 8th and 9th due to flooding of SR 22 both west and east of the town. The historic flooding came after an estimated 10 inches of rain fell across a large portion of the Tallapoosa River basin. The R. L. Harris Dam opened five of six gates to release water from behind the dam. A number of buildings were flooded in and around Wadley including a small market on the west side of Wadley on SR 22 which had 3 feet of water inside. Farm equipment was caught in areas near the river and also flooded.
Wadley	05/18/2003	Flood	\$0	0	The Tallapoosa river was above the flood stage of 13 feet. A crest of 18.78 feet occurred on May 18.
Randolph County	09/16/2004	Flash Flood	\$4,000	0	Hundreds of trees and power lines were knocked down across the county. At least 5500 customers were without power and the

					power was not fully restored in a few places for 2 to 3 days. One home was totally destroyed and 10 to 20 others received mainly minor damage. Maximum wind gusts were estimated around 65 miles an hour. Doppler radar and ground observations indicate as much as 5 inches of rain fell during Ivan. A few homes received minor water damage and one road was washed out.
Wedowee	07/10/2005	Flash Flood	\$2,000	0	County Road 82 was flooded near Foster Crossroads. The road was temporarily impassable.
Roanoke	11/15/2006	Flash Flood	\$0	0	Satterwhite Street, in Roanoke, was temporarily closed due to flooding from heavy rainfall.
Roanoke	05/16/2009	Flash Flood	\$50,000	0	Several roads in and near the city of Roanoke were closed due to flash flooding. These roads included Chestnut Road, Louina Road, and CR-45 near Rockstand Road. County Road 41, near the Corinth Community, had four feet of water rushing across it.
Wedowee	01/24/2010	Flash Flood	\$25,000	0	Widespread flooding was reported around the city of Wedowee, and several roads had to be closed for several hours due to high water.
Roanoke	06/04/2010	Flash Flood	\$115,000	0	Significant flooding was reported around the city of Roanoke. Several streets became impassable with a foot or more of water flowing over them, and several homes in the area got up to 3 feet of water in them. The hardest hit area was along AL-22, near Midway Full Gospel Church. At least one unoccupied vehicle was carried about 400 feet down a flood swollen creek, and an additional vehicle in the same area was submerged for a time. One person had to be rescued from her trailer after flood waters surrounded it.

Randolph County	05/18/2013	Flash Flood	\$100,000	0	Over four inches of rainfall led to road closures and damage in northern Randolph county. Portions of old U. S. Highway 431 near Pineywood Creek and County Road 92 were impassable. A portion of County Road 9 near Lofty was washed away with repairs estimated at \$100,000.
Wedowee	04/04/2014	Flash Flood	\$0	0	An extended period of heavy rainfall led to flash flooding across Randolph County. Numerous roads were closed and culverts washed out. Water as deep as two feet was reported in Wedowee, mainly along 5th St and 1st Ave, where two manufactured homes were evacuated due to rising water. Additional roads were impassable near the community of Hawk, near Lake Wedowee, north of Wadley.
Roanoke	08/10/2017	Flash Flood	\$0	0	Numerous reports of flooded roadways across southern Randolph County. Major flooding occurred in the city of Roanoke. Five water rescues were performed in the city of Roanoke along with two bridges washed out.
Randolph County	02/06/2020	Flood	\$0	1 Injury	Several roads washed out across northern Randolph County with 3-4 inches of rainfall reported during the event. One person injured when driving into area where road washed out.

Source: NCDC Storm Events Database (2020)

Table 4.34: St. Clair County Historic Flooding Events

Jurisdiction	Date	Event	Damages	Injuries/Deaths	Event Description
St.Clair County	04/03/2000	Flash Flood	\$80,000	0	Numerous roads were flooded across the county when one to three inches of rain fell on already saturated ground. Rainfall totals for the storm event from the 1st to the 4th totaled six inches or more. Several roads were washed away.
Odenville	07/11/2002	Flash Flood	\$2,000	0	Several roads were temporarily impassable due to localized flooding in Odenville.
St.Clair County	09/22/2002	Flash Flood	\$20,000	0	The following events were reported: numerous high water rescues were performed by area fire departments, one junior high school sustained major damage, one home was totally destroyed, 100 homes suffered varying degrees of damage, 22 apartments were flooded, one bowling alley sustained major damage, at least 20 businesses were damaged, a few bridges were washed out, a few culvert pipes were washed away, trees and power lines fell down due to the saturated ground, and numerous roads were temporarily closed and impassable. Daylong rainfall totals at Logan Martin Dam were 10.96 inches.
Argo and Riverside	05/05/2003	Flash Flood	\$25,000	0	Numerous roadways and bridges were temporarily impassable due to high water. Many areas reported flooding from near Argo to near Riverside. At least 4000 customers were temporarily without power during the height of the storm.

Pell City, Moody, Springville, and Odenville	05/05/2003	Flash Flood	\$1,000,000	0	Numerous roads were flooded and temporarily closed due to high water. Especially hard hit was the city of Pell City where City Hall was flooded and power was out for over 24 hours. Several mobilehomes and homes were destroyed by the flooding. Numerous swift water rescues were performed in the Cook Springs and Prescott areas. Several stores were flooded in Moody along Moody Parkway. Many municipal buildings in Moody were also flooded. Several businesses were flooded in Springville and Odenville. Several cattle were killed by a lightning strike during the storms. Also, at least 7000 customers were without power for several hours as the storms repeatedly moved through the area.
Springville and Countywide	09/16/2004	Flash Flood	\$50,000	0	Numerous trees and power lines were blown down across St. Clair County. Thirty to forty homes sustained mainly minor roof damage. Power outages affected some locations for 3 days. Maximum wind gusts were estimated around 60 miles an hour. Doppler radar and ground observations indicate parts of St. Clair received up to 7 inches of rain. This heavy rainfall produced flooding of several roadways and flooded some businesses in Springville.
St. Clair County	11/24/2004	Flash Flood	\$400,000	1 fatality	Several roads were reported covered with water and were temporarily impassable. Several area streams and creeks rose above bankfull. Doppler radar estimated widespread rain amounts of 4 to 5 inches with a few spots approaching 12 inches. A potential dam break situation developed in the afternoon. The dam eventually failed near the Friendship Community resulting in significant damage. Runoff from these storms lasted for several hours after the heaviest rains ended. A 73 year old man died when his car was swept away in the high water near Pinedale Road.

Moody and Pell City	07/14/2005	Flash Flood	\$2,000	0	A few roads were temporarily impassable due to high water near New London and County Road 2214. Flooding was also reported in Pell City and Moody.
Springville	07/19/2005	Flash Flood	\$4,000	0	A mud slide occurred at a construction site due to the heavy rain. A few roads were temporarily impassable in the same area.
St. Clair County	02/06.2006	Flash Flood	\$3,000	0	Several roadways were flooded and were temporarily impassable across St. Clair County. The roadways included Wolf Creek Road, US Highway 78, Truss Ferry Road, King Circle, and Dry Creek Road.
Margaret	09/17/2009	Flash Flood	\$0	0	Flooding was reported on Main Street, near the Post Office, in Margaret.
Odenville	09/17/2009	Flash Flood	\$5,000	0	Flooding was reported in portions of Odenville. A car on Foreman Drive began to float in the flood waters.
Argo	09/17/2009	Flash Flood	\$50,000	0	Flooding, described as major, was reported in Argo, with almost a foot of water into some businesses on Main Street.
Pell City	05/18/2013	Flash Flood	\$0	0	Three to four inches of rainfall resulted in numerous roads in and around Pell City and Wattsville becoming impassable, including portions of Dr. John Haynes Dr., Florida Rd., Mt. Moriah Rd., and 19th St.
Ragland	06/01/2015	Flash Flood	\$0	0	Flash flooding reported on Providence Road in the town of Ragland. Fireworks stand washed into roadway.
Springville	08/10/2017	Flash Flood	\$0	0	Several roads flooded and impassable in the town of Springville due to highly efficient rainfall rates.
Pell City	06/10/2018	Flash Flood	\$0	0	A slow-moving cluster of thunderstorms along the I-20 corridor east of I-65 produced localized heavy rainfall. Flooding was reported along County Road 34 in the town of Cropwell.
Ashville, Pell City, Margaret, and Springville	02/06/2020	Flood	\$0	0	Widespread flooding across St. Clair county with 3-5 inches of rainfall reported overnight. Many roads flooded in the cities of Ashville, Pell City, Margaret, and Springville.

Table 4.35: Calhoun County Historic Flooding Events

Jurisdiction	Date	Event	Damages	Injuries/Deaths	Event Description
Jacksonville	08/20/2002	Flash Flood	\$8,000	0	Very heavy rain in a short period of time caused flooding in Jacksonville. One local resident measured four inches of rain in a few hours. Many roads were temporarily impassable.
Calhoun County	05/05/2003	Flash Flood	\$45,000	0	Several roads were temporarily impassable due to high water. One bridge was flooded. One mobile home was flooded. The storms knocked out power to an estimated 8,000 customers. Snow Creek rose above bank full and flooded a few vehicles. The Ohatchee Youth Sports Facility was flooded causing extensive damage.
Hobson City, Ohatchee, Oxford, Calhoun County	05/07/2003	Flash Flood	\$700,000	0	Several roads across the county were flooded and impassable. Ohatchee City Park was flooded, and damage occurred to the ball fields. Oxford Lake also had some damaged ball fields. Numerous homes and businesses in Hobson City were damaged by flood waters. Oxford Fire Department rescued several individuals using boats.
Anniston, Calhoun County	05/18/2003	Flash Flood	\$10,000	0	Water covered several roads across the county making the roads temporarily impassable. The most impacted area was around Anniston.
Oxford	07/06/2004	Flash Flood	\$3,000	0	Water covered Main Street and was reported over the tires on automobiles. A few other roads were temporarily impassable in Oxford.
Calhoun County	11/24/2004	Flash Flood	\$18,000	0	Numerous roads were reported covered with water and were temporarily impassable. Several area streams and creeks rose above the banks. Runoff from these storms lasted for several hours after the heaviest rains ended.
Anniston	07/10/2005	Flash Flood	\$3,000	0	Sections of Interstate 20 near Anniston were flooded and temporarily impassable due to Hurricane Dennis's local effects.
Anniston	05/27/2008	Flash Flood	\$15,000	0	Water was running over the roads at a depth of up to one foot. A dozen cars were flooded in a parking lot at the intersection of Elm Street and AL-21.
Calhoun County	09/17/2009	Flash Flood	\$5,000	0	Flooding described as major was reported on Ben Martin Drive, west of the Wellington community. The underpinning was removed from several mobile homes in the area.

Anniston	11/10/2009	Flood	-	-	Heavy rainfall associated with the remnants of Tropical Storm Ida caused several roads around the cities of Anniston and Saks to become flooded and were temporarily closed. A 3-block area in downtown Anniston was, at one point, under 2.5 feet of water.
Ohatchee	01/24/2010	Flash Flood	\$10,000	-	As many as 6 roads in and around the city of Ohatchee were closed due to water flowing over them. Rock Springs had 2 to 3 feet of flowing water, and Horse Bend Road had 1 to 1.5 feet of flowing water.
Calhoun County	03/09/2011	Flash Flood	-	-	A mobile home was flooded on highway 9 because of flash flooding. Post Oak Road was also flooded.
Anniston	01/30/2013	Flash Flood	-	-	Many intersections along 10th St were flooded and impassable. One water rescue was reported with no injuries.
Oxford	01/30/2013	Flash Flood	-	-	Local police reported Hale Street and Elm Street in Oxford were flooded and considered to be dangerous.
Anniston, Oxford	04/17/2013	Flash Flood	-	-	A slow-moving isolated thunderstorm resulted in flash flooding in Oxford. Specifically, several roads became impassable when six to ten inches of flowing water crossed the roadways, including U.S. Highway 78 near Alabama Highway 21 and Friendship Rd near the Interstate 20 exit. Many cars became submerged and flood waters threatened several residences.
Oxford	5/18/2013	Flash Flood	-	1	Four to six inches of rainfall resulted in several roads becoming impassable, including portions of U.S. Highway 78 between Oxford and Eastaboga, and portions of Alabama Highway 21 between Oxford and Munford. All lanes of U.S. Highway 21 south of Oxford were impassable and a stranded motorist was rescued from the high waters. Additionally, during the early afternoon hours on May 18th, a 15-year-old male was swept into the swift moving, elevated waters in a culvert and rescued several hundred feet downstream, suffering indirect minor injuries.
Calhoun County	05/18/2013	Flood	-	-	After heavy rainfall overnight, six to ten inches of standing water surrounded Leatherwood Baptist Church in Saks.

Ohatchee, Oxford	04/07/2014	Flash Flood	-	-	Three to four inches of rain fell across Calhoun County, causing street flooding, especially in Oxford and along Mitchelleville Rd near Ohatchee.
Calhoun County	07/19/2019	Flash Flood	-	-	There were several reports of flash flooding along Highway 431 between the cities of Alexandria and Saks. A drainage creek behind several homes on Lenlock Lane flooded and several feet of water entered a home. Another report of a stranded vehicle on Post Oak Road in the town of Alexandria due to high levels of flowing water.

Table 4.36: Jefferson County Historic Flooding Events

Jurisdiction	Date	Event	Damages	Injuries/Deaths	Event Description
Mulga, Pinson, Tarrant	03/10/2000	Flash Flood	\$2,000,000	-	In Tarrant, 90 to 100 mobile homes suffered varying degrees of damage. Five Mile Creek rose quickly above its banks near the SR 79 bridge. There was up to five feet of water moving swiftly through the mobile home park. Several homes were totally destroyed, and many residents were rescued from the area. The Robinwood subdivision had several homes that reported minor flood damage. In Pinson, Turkey Creek flooded quickly. Ten to fifteen businesses, a fire station, and many homes had up to five feet of water in them. Twenty five to 30 townhomes reported up to two feet of water entering the buildings. In Roebuck, numerous homes and businesses were flooded and the fire department had to evacuate many homes. Numerous automobiles were swept away and destroyed. Other locations reporting flood damage included Mulga, Ensley, and Pratt City. No injuries were reported.
Birmingham, Pinson	03/19/2000	Flash Flood	\$15,000	-	Shades Creek was reported out of its banks and flooding. Several roads throughout the city of Birmingham were temporarily impassable. Several roads in Pinson were also flooded and a few homes had a small amount of water in them. A tree fell on a home in Ensley seriously damaging it. The tree fell due to the saturated ground conditions.
Birmingham, Jefferson County	07/20/2000	Flash Flood	\$65,000	-	Numerous trees and power lines were blown down across the entire county. Several vehicles were destroyed by the downed trees. Many businesses and homes were also damaged by the trees. Alabama Power estimated that 90,000 customers were without power for an extended period of time. A few reports were received of dime size hail during the storms. Numerous roads and low lying regions throughout the Birmingham Metro area were temporarily flooded. Many vehicles were stranded in the high water. No injuries were reported.

Tarrant, Jefferson County	04/03/2001	Flash Flood	\$30,000	-	Many area creeks flowed out of their banks and flooded the roadways. Additional flooding occurred across a large part of eastern Jefferson County. Several homes were flooded in Tarrant City and a few people were rescued from stranded vehicles. As many as 25 roads were closed due to the high water.
Hoover, Birmingham	08/31/2001	Flash Flood	\$40,000	-	Very heavy rain in a short period of time flooded several locations in the city of Birmingham. Several roads were temporarily impassable in Hoover and Birmingham. An automobile dealership, Med Center Mazda, reported several vehicles underwater and severely damaged.
Birmingham, Jefferson County	07/12/2002	Flash Flood	\$25,000	-	Very heavy rainfall in a short period of time occurred mainly on the east side of the Birmingham Metropolitan area. Radar estimated 4 to 6 inches of rain over a three hour period. Some local gage locations reported 3 to 4 inches in one hour and 4 to 5 inches in two hours. Several local creeks and their tributaries, including Five Mile Creek, Shades Creek, Shades Creek Branch, Turkey Creek and Village Creek, ran at or over bankfull. Several swift water rescues were made by local fire departments. Numerous vehicles were stranded in the high water and many roads were closed and impassable. Several homes and a few businesses received water damage.
Bessemer, Birmingham, Mountain Brook, Vestavia Hills	09/22/2002	Flash Flood	\$5,800,000	-	The hardest hit area was the Birmingham Metropolitan area where the damage stretched from Bessemer to Pelham to Mountain Brook to Vestavia Hills. The following events were reported: numerous high water rescues were performed by area fire departments, one junior high school sustained major damage, one home was totally destroyed, 100 homes suffered varying degrees of damage, 22 apartments were flooded, one bowling alley sustained major damage, at least 20 businesses were damaged, a few bridges were washed out, a few culvert pipes were washed away, trees and power lines fell down due to the saturated ground, numerous roads were temporarily closed and impassable, and over 200 automobiles suffered significant damage in Vestavia Hills.

Birmingham, Brookside, Cardiff, Fultondale, Gardendale, Graysville,	05/08/2003	Flash Flood	\$1 Billion	-	Significant flooding occurred throughout Jefferson County. Doppler radar estimated up to 12 inches of rain fell across the county in a few hours, with 5 to 8 inches of the total occurring in just one hour. Especially hard hit were Leeds, Brookside, Cardiff,
--	------------	-------------	-------------	---	---

<p>Irondale, Kimberly, Leeds, Morris, Trussville, Warrior</p>					<p>Fultondale, Trussville and Birmingham. Numerous homes across the county were flooded, and at least 120 roadways were impassable. Several sewage treatment plants were flooded, and minor contamination occurred. Several roadways had pavement removed and then washed away. Several bridges were damaged. Two Birmingham schools were damaged from flooding. All the roadways in Leeds and in Brookside were impassable. Seventy-four mobile homes were damaged in the Irondale Trailer Park. Trussville reported that many municipal buildings, police cars, fire trucks, utility trucks, and businesses were damaged. YMCA's Camp Coleman in Trussville had a mudslide that blocked the entrance to the camp. Several bridges in the complex were damaged. Brookside reported that the city hall and fire department were heavily damaged from the flood waters. Several area creeks rose to near record levels. These creeks include Village Creek, Five Mile Creek, and Turkey Creek. Fast moving water inundated a private school in Birmingham where children were evacuated. Thirteen semi-trailers were washed downstream as Five Mile Creek overflowed. The water rose higher than the gage itself. In Graysville, 10 people were rescued from their flooded vehicles and 20 homes were evacuated. In Fultondale, almost one million dollars of damage occurred to city services. At least 25 homes and businesses were damaged in Fultondale. Black Creek Park suffered significant damage to walking trails and ball fields. In Leeds, all the roads downtown were temporarily impassable at one point and subsequently closed. Leeds High School was damaged. In Gardendale, several homes were flooded, and a bridge was washed out. In Warrior, a few homes were flooded, and many roads were temporarily impassable. City Hall suffered minor damage. In Morris, one manufacturing plant was flooded. The Town Hall was struck by lightning which caused significant damage to all the electrical systems in the building. Numerous roads were flooded in Kimberly.</p>
<p>Pinson,</p>	<p>05/16/2003</p>	<p>Flash Flood</p>	<p>\$95,000</p>	<p>-</p>	<p>Several buildings were flooded in downtown</p>

Pleasant Grove, Tarrant					Pinson. Street flooding occurred in Tarrant City, Roebuck, and Pleasant Grove. A mobile home park in Pinson suffered significant flooding for the second time in a few weeks' time.
Birmingham, Jefferson County, Trussville	08/03/2003	Flash Flood	\$35,000	-	Several roads were flooded across the county. Many of the roads were temporarily closed. The most significant flooding occurred in the eastern part of the county from Birmingham to Trussville. A few homes in Woodlawn received minor flood damage. Fire Department personnel rescued several stranded motorists from the high water.
Graysville	02/05/2004	Flash Flood	\$8,000	-	U.S. Highway 78 was closed in Graysville due to water covering the road.
Kimberly, Warrior	02/05/2004	Flash Flood	\$8,000	-	On U.S. Highway 31 between Warrior and Kimberly, a bridge was under water and the road was closed.
Bessemer, Birmingham, Brookside, Centerpoint, Hueytown, Tarrant					Doppler radar estimated 3 to 7 inches of Rainfall across Jefferson County in a short period of time. Five Mile Creek rose out of its bank and caused significant flash flooding in Brookside, up to 30 homes were flooded. Flooding of roadways and creeks were also reported in Hueytown, Bessemer, Ensley, Birmingham, Tarrant, and Centerpoint.
Vestavia Hills	06/29/2004	Flash Flood	\$8,000	-	Water covered several roads near Patton Creek in Vestavia Hills. A few of the roads were temporarily impassable.
Birmingham, Vestavia Hills	07/26/2004	Flash Flood	\$500,000	-	Numerous streets and creeks were flooded all over the City of Birmingham. At least 25,000 customers were without power during the storms. Local fire departments performed at least 11 swift water rescues. Patton Creek in Vestavia Hills overflowed its banks flooding several homes and businesses. Royal Automotive and Vulcan Lincoln-Mercury reported 40 to 50 vehicles damaged and 4 or 5 destroyed. The Vestavia Bowl Family Fun Center received damage due to high water. At least 15 vehicles were stalled in the high water.
Birmingham, Trussville	11/22/2004	Flash Flood	\$125,000	-	Several inches of rain fell across a large portion of Jefferson County. Roads were

					covered with water near McDonalds Chapel and along Highway 269. In the Roebuck area, emergency evacuations were required due to rapidly rising water. Several roadways across the Birmingham Metropolitan area were flooded for a few hours. Flash flooding developed along Village Creek in Jefferson County. The creek reached a stage of 10.73 feet. Flood stage at Village Creek is 10 feet. Some roads in the vicinity of the creek were covered with water. Smiths Sims Road in Trussville was washed out.
Fultondale, Morris, Warrior	12/09/2004	Flash Flood	\$5,000	-	Heavy rainfall in a short period of time produced flash flooding across parts of Jefferson County. Some spots reported up to three inches of rain in one hour. Several roads were flooded and temporarily impassable in the Morris and Warrior areas. A few vehicles were stranded in the high water in Fultondale.
Birmingham	06/06/2005	Flash Flood	\$14,000	-	Finley Boulevard, 28th Street, 30th Street, Messer Airport Highway and 43rd Avenue were flooded and temporarily impassable. Several vehicles were submerged in the high water.
Adamsville	07/09/2005	Flash Flood	\$2,000	-	High water was covering US Highway 78 in Adamsville. The road was temporarily closed.
Trussville	07/14/2005	Flash Flood	\$300,000	-	Numerous roads in Roebuck and Trussville were closed due to high water. The courthouse in Trussville was evacuated due to high water. An auto dealership building collapsed due to the weight of the water on the roof. The building was destroyed, and several vehicles were damaged.
Hoover	08/15/2005	Flash Flood	\$1,000	-	Locally heavy rainfall of around 2 inches caused excessive water on the roadways near US Highway 31 and Columbiana Road in Vestavia Hills. The roadways were temporarily impassable.
Birmingham, Homewood	04/20/2006	Flash Flood	\$10,000	-	Several locations around Metropolitan Birmingham experienced flash flooding due to heavy rain. Specific streets that became

					temporarily impassable due to the high water included Highway 11 near 85th street in Roebuck, Lakeshore Drive at Brookwood Village in Homewood, and Valley Road and Green Springs Avenue near the Palisades Shopping Center in Homewood.
Hueytown	05/10/2006	Flash Flood	-	-	Several streets were flooded in Hueytown by the Winn Dixie. Allison-Bonnet Drive and Forest Street had 6 to 8 inches of water on the road.
Hueytown	02/13/2007	Flash Flood	-	-	Several roads became flooded, around Tin Mill Road and Allison Bonnet Parkway.
Jefferson County	08/25/2008	Flash Flood	-	-	Morgan Road, near Interstate 65, was temporarily closed due to 2 feet of standing water caused by heavy rainfall associated with the remnants of Tropical Storm Fay.
Birmingham	06/14/2009	Flash Flood	-	-	Street flooding caused a portion of 3rd Avenue and 4th Street to become temporarily impassable.
Birmingham	07/13/2009	Flash Flood	\$10,000	-	Heavy rains caused water to overflow several streets in the Ensley area. A vehicle became stranded in flood waters, near the intersection of 18th Street and Avenue V.
Birmingham	09/17/2009	Flash Flood	\$25,000	-	Several water rescues were made around the Birmingham Metro area due to the flooding, including a woman that was trapped in her vehicle by flood waters along Village Creek.
Leeds	09/17/2009	Flash Flood	\$50,000	-	Many streets in the city of Leeds had to be closed due to flooding. Several cars became stranded in the flood waters.
Leeds	09/19/2009	Flood	\$20,000	-	A portion of the Little Cahaba River backed up due to not being able to flow into the swollen main channel of the Cahaba River, which had risen due to rainfall during the overnight hours. The overflow of the Little Cahaba caused the closure of Bailey Road in the city of Leeds, where the water reached a depth of at least 4 feet.
Midfield	10/12/2009	Flash Flood	\$5,000	-	Vandergrift Road, near the Midfield Park Shopping Center, became temporarily impassable due to flooding. Several other roads in the area, including B.Y. Williams Drive, also became flooded.
Centerpoint	04/24/2010	Flash Flood	\$5,000	-	A portion of Polly Reed Road, in Centerpoint, was temporarily closed due to water flowing over the roadway.
Birmingham, Trussville	05/20/2010	Flood	-	-	A prolonged period of moderate to heavy rainfall led to flooding at several locations around the city of Birmingham. Emergency water rescues were performed at 9th Ave.

					North and 22nd Street North, and at Carraway Blvd. and 26th Street. Street flooding was reported on Arkadelphia Road near the railroad tracks, and on Happy Hollow Road in Trussville.
Bessemer, Birmingham, Brighton	05/21/2010	Flash Flood	\$20,000	-	Several areas in the southwestern suburbs of Birmingham became flooded due to heavy rain. The hardest hit areas included Parker Spring Street and Bessemer Street in Brighton, 9th Avenue at AL-150 and Dartmouth Avenue in Bessemer, and Perimeter Way at McCalla Road in McCalla. One car became submerged in Brighton.
Centerpoint, Pinson, Trussville	06/04/2010	Flash Flood	\$50,000	3 injuries	Several locations northeast of the city of Birmingham experienced significant flash flooding. Several roads in and around the cities of Pinson, Center Point, and Trussville, became temporarily impassible due to flood waters. Three people suffered bumps and bruises after they were swept away on the Cahaba River and had to be rescued by a swift water team.
Tarrant	06/15/2010	Flash Flood	\$40,000	-	Flooding described as significant was reported in the city of Tarrant. At least one vehicle became stalled in the high water.
Bessemer	06/15/2010	Flash Flood	\$2,000	-	Greenwood Road, in the city of Bessemer, became temporarily impassible due to flash flooding.
Hoover	06/18/2010	Flash Flood	\$7,000	-	Flooding caused water to flow into a basement of a residence on Rockview Lane, in the Bluff Park area of Hoover.
Bessemer	07/08/2010	Flash Flood	\$100,000	-	Bessemer police dept reported several roads being closed due to high water. Fourth Avenue among others had to be closed with reports of several swift water rescues ongoing.
Hoover	04/15/2011	Flash Flood	-	-	Eight inches of water flowed across US Highway 31 in Hoover. Chace Lake Drive was also flooded.
Vestavia Hills	06/27/2011	Flash Flood	-	-	In the neighborhood of Cahaba Heights, Heavy rain caused a portion of the Cahaba River and nearby tributary streams to flood the intersection of Sicard Hollow Road and Blue Lake Drive.
Bessemer, Birmingham, Fultondale, Hueytown, Tarrant,	09/05/2011	Flash Flood	\$50,000	-	Extensive flash flooding occurred across Jefferson County as a result of heavy rain from the remnants of Tropical Storm Lee. Heavy rainfall caused Five Mile Creek to exceed bankfull, flooding Highway 79 in

Vestavia Hills					Tarrant, Five Mile Creek Rd near Fultondale, where a motorist was stranded, and many other surrounding roads. Numerous roads in downtown Birmingham were flooded, including the Interstate 65/Interstate 20 ramp, where 10 inches of water was covering the roadway, and Tallapoosa St at Interstate 20. Village Creek rose to 14.57 feet, flooding the surrounding area. This was the second highest crest at Village Creek in recorded history. Valley Creek also rose out of its bank and to a level of approximately 17.89 feet, flooding the surrounding area. Several roads were flooded in McCalla and Bessemer, including 9th Ave at Alabama Highway 150 where nine inches of water was flowing across the road. Several roads were flooded in Hueytown, where motorists were stranded. In Vestavia, US Highway 31 was flooded and at least two feet of water was reported in the Vestavia Hills Bowling Alley parking lot. There were a total of 30 water rescues in the Birmingham metro area as a result of the flooding. Approximately three dozen homes, most in the Bessemer, Ensley, and Hueytown areas, sustained damage as water entered the homes.
Gardendale	07/18/2012	Flash Flood	-	-	Flowing water up to 8 inches deep was reported across the northbound lanes of U.S. Highway 31, near the Gardendale Post Office.
Birmingham	07/31/2012	Flash Flood	-	-	Street flooding at 35th St and Brook St N in Birmingham resulted in one water rescue. The intersection of 6th Ave S and 9th St S flooded, resulting in a water rescue. Also, the Interstate 459 S exit ramp to U.S. Highway 280 flooded and was closed.
Fairfield	01/30/2013	Flash Flood	-	-	The intersection at E.J. Oliver Blvd and Valley Road in Fairfield was impassable due to high waters
Jefferson County	01/30/2013	Flash Flood	-	-	Portions of Sweeney Hollow Road were reported as flooded.
Birmingham	06/05/2013	Flash Flood	-	-	Heavy rainfall in a short period of time in downtown Birmingham lead to up to 8 inches of flowing water across 24th Street South and a few other roads. Several swift water rescues occurred as a result of the flash flooding.

					In the Avondale area, Village Creek rose out of its bank. As a result, Tallapoosa street became impassable with up to 6 inches of water flowing across the bridge.
Birmingham, Hoover, Vestavia Hills	08/07/2013	Flash Flood	-	-	Many roadways became impassable and creeks ROSE out of their banks. Water more than two feet deep was reported along Rocky Ridge Road. Multiple sections of U.S. Highway 31 were impassable from Vestavia to Hoover. Water covered portions of Lakeshore Drive near Samford University. Roads near Vestavia Bowling Alley became impassable as Patton Creek rose out of its banks and flooded the surrounding areas, including the bowling alley.
Bessemer	08/08/2013	Flash Flood	-	-	More than one foot of flowing water was reported at the intersection of Alabama Highway 150 and U.S. Highway 11 in Bessemer.
Birmingham, Homewood, Irondale, Pinson, Tarrant, Vestavia Hills	04/07/2014	Flash Flood	-	-	In addition to urban flooding, many roads became impassable as creeks and streams rose, including in Homewood, Tarrant, Pinson, Vestavia, and Birmingham. Five Mile Creek and Village Creek both rose above bank full, causing the surrounding areas to flood and roads to be barricaded. Shades Creek rose above the banks resulting in the evacuation of an apartment complex in Homewood and a trailer park in Irondale. Several mudslides occurred, one resulting in the closing of Highway 31 through Homewood. Water rescues and evacuations took place. Major damage occurred to 76 homes, with 102 homes sustaining minor damage. 60 multi-family dwellings sustained major damage, while 13 sustained minor damage. 292 people were evacuated from flooded apartments, manufactured homes, and houses.
Clay	09/12/2014	Flash Flood	-	-	Water flowing over Trussville Clay Road was reaching the bottom car doors.
Homewood	07/10/2015	Flash Flood	-	-	Several streets in the City of Homewood closed due to high water.
Birmingham, Centerpoint, Hueytown, Pinson, Tarrant	12/25/2015	Flash Flood	-	-	Portions of Highway 79 flooded between the cities of Tarrant and Pinson. Multiple water rescues in the cities of Centerpoint and Pinson with numerous roads in the city of Centerpoint flooded. Nearly one foot of water was covering Greathouse Road near Mill Creek. Street flooding was reported in

					the city of Hueytown. Multiple water rescues occurred in the city of Prattville. Birmingham Road near Finland Avenue flooded. Numerous roads near downtown Birmingham flooded.
Hoover	04/03/2017	Flash Flood	-	-	Heavy rainfall caused flash flooding along portions of I-459 near the Riverchase Galleria.
Homewood	04/03/2017	Flash Flood	-	-	The exit ramp off I-65 onto Greensprings Highway closed due to high water, with one vehicle submerged. Nearby, Lakeshore Road also experienced flooding.
Jefferson County	05/20/2017	Flash Flood	-	-	Several water rescues performed by the Birmingham Fire Department along 1st Avenue North. Roadways flooded along Village Creek at Avenue W and Five Mile Creek at Ketona.
Vestavia Hills	07/11/2017	Flash Flood	-	-	In the Cahaba Heights neighborhood, Crosshaven Road flooded at the intersection of Green Valley Road. Water also entering several businesses in this area. Several homes flooded on Dolly Ridge Road.
Birmingham, Hueytown, Jefferson County	07/16/2017	Flood	-	-	Heavy rainfall produced flooding across portions of southern Jefferson County. Significant flooding occurred along the Mississippi Avenue in Hueytown where water has entered several homes. Water rescues reported in the city of Birmingham at 24th Street and Wesley Road.
Birmingham	07/24/2017	Flash Flood	-	-	Several roads flooded in the Birmingham Metropolitan area. Water rescues for stranded vehicles were performed on Tallapoosa Street near the intersection of Interstate 20 and Montevallo Road near the intersection of Oporto Madrid Boulevard.
Hoover, Vestavia Hills	07/26/2017	Flash Flood	-	-	Severe flash flooding occurred in a very small area of southern Jefferson County, along Patton Creek, which winds through the cities of Vestavia Hills and Hoover. Water levels rose rapidly along the creek and flooded numerous adjacent businesses and roads. Several vehicles were washed off the road and into the creek.
Warrior	08/10/2017	Flash Flood	-	-	Several roads flooded and impassable in and near the town of Warrior. Roads include Highway 31 at Dana Road, Cane Creek Road, and Highway 31 near Elliot Drive.
Midfield	05/15/2018	Flash Flood	-	-	Several roads flooded and impassable in the city of Midfield due to high water.
Homewood,	06/17/2018	Flash Flood	-	-	Numerous reports of flooding east of I-65

Jefferson County					and along Highway 280. Several vehicles under water with water rescues in the city of Homewood, including Rosedale Drive and portions of Highway 31. Flooding also reported in the English Village and Five Points areas.
Hueytown	07/16/2017	Flash Flood	-	-	Flooding reported along Old Rock Creek Road and in the city of Hueytown.
Bessemer, Birmingham, Hueytown	09/26/2018	Flash Flood	-	-	Flooding was reported in the cities of Bessemer, Hueytown, and the western suburbs of the Birmingham. Several water rescues of residents in homes in the city of Bessemer.
Vestavia Hills	08/23/2019	Flash Flood	-	-	There were many reports of flooded roadways with water levels several feet deep in places, mainly in the Cahaba Heights and Vestavia areas, and several reports of submerged vehicles.
Homewood, Mountain Brook, Trussville, Vestavia Hills	02/06/2020	Flood	-	-	Widespread flooding occurred across southern portions of Jefferson County. Standing water was over Highway 31 in Vestavia Hills, and Bent Brook and Trussville golf courses flooded. Several roads flooded and impassable in the cities of Mountain Brook, Vestavia Hills, and Homewood. Shades Creek in Homewood over its banks and apartments evacuated near the intersection of Lakeshore Parkway and Columbiana Road.
Bessemer, Graysville, Mountain Brook, Vestavia Hills	04/12/2020	Flash Flood	-	-	Flash flooding was reported across the Birmingham Metro area. Evacuations of homes occurred in the town of Graysville. Vehicles were stranded due to high water in the city of Bessemer. Roadways were flooded in the cities of Mountain Brook and Cahaba Heights.

Source: NCDC Storm Events Database (2020)

Table 4.37: Cleburne County Historic Flooding Events

Jurisdiction	Date	Event	Damages	Injuries/Deaths	Event Description
Cleburne County, Heflin	5/7/2003	Flash Flood	\$250,000	-	Thirty to forty roads were flooded and impassable for at least 10 hours. The hardest hit areas were along the Cleburne and Randolph County line in extreme southern Cleburne County. A mudslide occurred on SR 9 near Heflin.
Heflin	05/08/2003	Flash Flood	\$8,000	1 Injury	Cleburne County Emergency Medical Service personnel along with volunteer firemen from Hollis, Heflin, and Micaville and an Alabama State Trooper worked to rescue an unidentified male after the car he attempted to drive through floodwaters was washed into a ditch and almost submerged. The man attempted to drive through floodwaters from the Tallapoosa River covering a portion of CR 36 when the swift current pushed the car into a ditch where it caught on some trees.
Cleburne County	09/16/2004	Flash Flood	\$50,000	-	Hundreds of trees and power lines were blown down across the county. At least 10 homes suffered moderate damage with many more reporting minor roof damage. The debris removal took two weeks in some locations. Power was restored to most of the county in 24 hours. Maximum wind gust were estimated between 55 and 65 miles an hour. Several roadways and creeks were flooded due to the torrential rain. One creek bridge suffered damage. Doppler radar and ground observations indicate as much as 6 inches of rain fell in association with Ivan.
Cleburne County	11/24/2004	Flash Flood	\$6,000	-	Numerous roads were reported covered with water and were temporarily impassable. Doppler radar estimated three to four inches of rain mainly across the northern part of the county. Isolated spots may have seen up to 6 inches of rain.
Heflin	07/10/2005	Flash Flood	\$7,000	-	Hurricane Dennis's local effects were widespread across central Alabama. Storm total rain amounts were generally 3 to 6 inches west of

					Interstate 65 with isolated higher amounts. Areas east of Interstate 65 received 1 to 3 inches of rain with isolated higher totals, especially near the Alabama/Georgia state line. County Road 42 and County Road 43 were flooded and temporarily closed.
Heflin	01/30/2013	Flash Flood	-	-	Several tornadoes and widespread thunderstorm wind damage occurred across much of the area. In addition, strong gradient winds ahead of the strengthening system brought down power lines and caused minor structural damage. Heavy rainfall rates caused isolated flash flooding. At least six inches of water had flooded US Highway 78 at Alabama Highway 9.
Cleburne County, Ranburne	04/07/2014	Flash Flood	-	-	Three to four inches of rain fell across Cleburne County, leading to localized flash flooding. At the intersection of County Road 10 and County Road 51, west of Ranburne, eight inches of water flowed across the roadway.

Source: NCDC Storm Events Database (2020)

Table 4.38: Talladega County Historic Flooding Events

Jurisdiction	Date	Event	Damages	Injuries/Deaths	Event Description
Talladega County	4/03/2001	Flash Flood	\$12,000	-	Several roads throughout the county were flooded and temporarily impassible. Rainfall total for 24 hours was estimated at 4 to 5 inches with much of it occurring in a short period of time.
Talladega County	9/22/2002	Flash Flood	\$20,000	-	Very heavy rain fell across central Alabama during the early morning hours. The heaviest rain was measured generally from Tuscaloosa to Birmingham to Wedowee. Radar-estimated rainfall amounts averaged from 3 to 5 inches with many localized areas over 7 inches in only a few hours. The following events were reported: numerous high water rescues were performed by area fire departments, one junior high school sustained major damage, one home was totally destroyed, 100 homes suffered varying degrees of damage, 22 apartments were flooded, one bowling alley sustained major damage, at least 20 businesses were damaged, a few bridges were washed out, a few culvert pipes were washed away, trees and power lines fell down due to the saturated ground, numerous roads were temporarily closed and impassable, and over 200 automobiles suffered significant damage in Vestavia Hills. No injuries were reported.
Talladega County, Childersburg, Lincoln, Sylacauga	5/07/2003	Flash Flood	\$300,00	-	Very heavy rainfall in a short period of time caused extensive flooding across Talladega County. Flooding occurred in most every location from near Lincoln to near Sylacauga. Numerous roads countywide were closed for several hours. At the height of the storms, approximately 5000 customers were without power. Talladega Creek overflowed its banks and destroyed several mobile homes. The flash flooding episode eventually transitioned into a river flood event that lasted a few weeks. The Coosa River at Childersburg was above the flood stage of 402 feet at this time with a crest of 407.44 feet
Talladega County	5/16/2003	Flash Flood	\$15,000	-	Numerous roads across the county were temporarily closed due to high water.

Talladega County	7/01/2003	Flash Flood	\$60,000	-	Due to the heavy rain amounts over the previous couple of months, flash flooding was experienced in many counties. Several roadways in each county were temporarily impassable because of the high water. Numerous creeks and streams rose quickly and flowed out of their banks. In response to the saturated ground conditions and winds of 30 to 35 miles an hour, numerous trees fell. Many of these trees landed on power lines causing some 19,000 customers to lose power. At least one automobile was destroyed by the falling trees and one roof was damaged.
Talladega County, Talladega, Sylacauga	9/16/2004	Flash Flood	\$2,000	2 Injuries	Hundreds of trees and power lines were blown down across the county. The most significant damage occurred throughout southern areas of the county. At least 12,000 customers were without power at the height of the storm. It took at least three days to restore all the power. Thirty to fifty homes and structures were damaged. In Talladega, one woman injured her shoulder when a tree fell through the roof of her home. In Sylacauga, a man was injured when a tree limb fell on his head. Maximum wind gusts were estimated around 70 miles an hour. Doppler radar and ground observations indicate up to 7 inches of rain fell during Ivan. A few roadways were covered with water and temporarily impassable.
Talladega County	11/24/2004	Flash Flood	\$16,000	-	Numerous roads were reported covered with water and were temporarily impassable. Doppler radar estimated rain amounts of three to four inches with isolated totals approaching 7 inches. The heaviest rain fell across northern and western parts of the county. Several area streams and creeks rose above bankfull. Runoff from these storms lasted for several hours after the heaviest rains ended.
Talladega	6/2/2005	Flash Flood	\$10,000	-	Several streets were impassable and subsequently closed in Talladega due to flooding.

Sylacauga	8/9/2005	Flash Flood	\$5,000	-	Flash flooding occurred near the intersection of Fort Williams Street and Broadway Avenue in downtown Sylacauga. The water had risen over the tires on vehicles and made the roads temporarily impassable.
Lincoln	2/6/2006	Flash Flood	\$2,000	-	U.S. Highway 78 and State Highway 77 in Lincoln were covered with water and were temporarily impassable. Mudd Street and Cobb Lane were also impassable.
Childersburg	11/10/2009	Flood	-	-	Heavy rainfall associated with the remnants of Tropical Storm Ida caused a portion of Childersburg-Fayetteville Highway to become flooded and temporarily closed.
Sylacauga	12/18/2009	Flood	\$5,000	-	A prolonged period of rainfall caused a portion of Alabama Avenue to become flooded in the City of Sylacauga.
Talladega County	3/10/2010	Flood	\$5,000	-	The greatest storm total rainfall, which started late on March 9 and lasted until March 11, stretched across Shelby into Talladega County, where 6 to 8 inches of rain was reported. Six inches of water was flowing over McGowans Ferry Road near the Fayetteville community.
Childersburg, Munford, Sylacauga, Talladega	3/10/2010	Flood	\$500,000	-	What began as flash flooding transitioned into widespread long-term flooding across a large portion of Talladega County during the late morning of the 10th. Dozens of roads were closed across the county due to high water, and several small bridges became washed out. The initial problem area on the morning of the 10th was the city of Sylacauga, but as the heavy rainfall shifted northward in the afternoon, the cities of Talladega and eventually Munford also experienced flooding issues. Other communities with reports of flooding included Childersburg, Winterboro, and Renfroe.

Talladega County, Childersburg	3/9/2011	Flash Flood	\$25,000	-	Along with heavy rainfall that caused flash flooding in areas, storms produced strong winds causing tree and structure damage. Swift water was reported over the roadway along Renfro and Plant Roads, just west of Talladega. Flooding was reported on Highway 78 North in Eastaboga near Mudd Street. Six inches of water was covering a 100 foot section of Main Street in the town of Sycamore. Several Roads were closed in the southern part of the County, with the hardest hit areas being Childersburg and Alpine. In addition to flowing water covering roadways, several mobile homes and wood frame homes had 3 to 5 feet of flowing water as well. Two roads were closed the following day.
Childersburg	3/9/2011	Flash Flood	\$10,000	-	A resident reported water in their home on 8 th Avenue SW.
Talladega County, Childersburg, Talladega	1/30/2013	Flash Flood	-	-	Several tornadoes and widespread thunderstorm wind damage occurred across much of the area. In addition, strong gradient winds ahead of the strengthening system brought down power lines and caused minor structural damage. Heavy rainfall rates caused isolated flash flooding. Lake Terrace St was flooded, with water levels up to automobile windows. Flooding was reported along many roads in Talladega. Court St and Mosley St were reported as impassable. Other flooded streets included Isabell Circle, North St E, Scott St, and 8th Ave. Sadie Lee Lane and Cooper St in Childersburg were impassable due to high water. Runoff from heavy rainfall continued and streets across the county remained flooded for several hours after rainfall ended.

Talladega County, Munford, Talladega, Waldo	5/18/2013	Flash Flood	-	-	Three to four inches of heavy rainfall across the area resulted in several roads quickly becoming impassable in northern Talladega county, including Campbell Rd, Highway 21, and Granttown Rd in the city of Munford. Heavy rainfall continued, eventually totaling over five inches, further contributing to flooding problems. Four to five inches of rainfall across portions of central Talladega County led to numerous roads becoming impassable due to high water, including Coosa St., Ward St., Battle St., Court St., and East St., all in the city of Talladega. In addition, Kelly Springs Rd at Eastaboga Rd was impassable, and U.S. Highway 77 between Talladega and Waldo was impassable.
Talladega County, Lincoln, Sylacauga, Talladega	4/7/2014	Flash Flood	-	-	Three to four inches of rain fell across Talladega County, leading to flash flooding. Numerous roads were impassable for a short time until waters receded. Water flowed into the Talladega City Hall basement. A culvert was washed out in Sylacauga. Water invaded two homes in Alpine and one in Lincoln.
Talladega County	12/25/2015	Flash Flood	-	-	Water flowed across West Renfroe Road after heavy rainfall, making it impassable. Numerous roads across the northern part of the county also flooded.
Lincoln	2/22/2019	Flood	-	-	Heavy rainfall over a period of several days produced flooding along the Coosa River. Many tributaries connected to the Coosa River also flooded, resulting in many road closures around Lincoln.

Table 4.39: Clay County Historic Flooding Events

Jurisdiction	Date	Event	Damages	Injuries/Deaths	Event Description
Clay County	4/03/2001	Flash Flood	\$14,000	-	Several roads throughout the county were flooded and temporarily impassable.
Clay County, Ashland, Lineville	4/07/2003	Flash Flood	\$700,000	-	Numerous roads across the county were flooded and impassable for many hours. Numerous bridges and road sections were washed away. Lineville's City Park sustained significant damage from the flood waters. One home was struck by lightning during the storms near Ashland. A subsequent fire caused major damage to the home. Many chickens and cattle were killed.
Clay County	5/18/2003	Flash Flood	\$8,000	-	Several roads across the county were temporarily impassable and flooded.
Clay County	9/16/2004	Flash Flood	\$10,000	-	. Doppler radar and ground observations indicate up to 5 inches of rain fell during the tropical system. At least 20 county roads were temporarily impassable due to high water.
Clay County	11/24/2004	Flash Flood	\$11,000	-	Numerous roads were reported covered with water and some were temporarily impassable. Widespread rain amounts ranged from 1 to 3 inches with a few spots approaching 5 inches. Much of the rain occurred in a short period of time. Due to the terrain, runoff from these storms lasted for several hours after the heaviest rains ended.
Clay County	8/13/2005	Flash Flood	\$47,000	-	Two bridges were covered with water and were temporarily impassable. One culvert was washed out. Both of these incidents occurred within five miles of the Mellow Valley community.

Clay County	5/18/2013	Flash Flood	-	-	Heavy rainfall trained over northern Clay county, dropping over three inches of rainfall over a couple hours. Stream flow into Lake Chinabee rose quickly, flooding the nearby campground and stranding campers as roads into the area were also flooded. Twenty campers and one animal had to be rescued by law enforcement in boats. Water rescues began around 300AM CST per personal accounts of the campers. No injuries were reported. The Lake Chinabee Recreation Area was closed by the U.S. Forest Service in order to repair damage to the campground, roadways, and hiking trails.
Lineville	12/22/2013	Flood	-	-	Alabama Highway 49 was closed between mile markers 68 and 70 due to heavy rain producing flooding. Storm total accumulations in the county were at least 5.3 inches.
Clay County, Ashland, Lineville	8/10/2017	Flash Flood	-	-	Numerous roads flooded across eastern Clay County. Reports include Highway 49 in the city of Lineville and Highway 77 in the city of Ashland. Canady Road washed out at Wesobulga Creek.

When flooding occurs, residential homes, businesses, roads, utilities, bridges, and recreational facilities are vulnerable. Particularly those persons in poverty manufactured homes, and the elderly are the most vulnerable to a flood event because it would be a financial burden to recover, to relocate, or to evacuation. Infrastructure in the planning area can be vulnerable to flooding such as roads, bridges, utilities, sidewalks, or storm water management, which can place a financial strain on the town and the local economy. Tables 4.40-4.46 discuss critical roadways, flood events they are prone to, and jurisdictions which may be affected.

**Table 4.40: Randolph County
Critical Roadways**

Name	Type	Jurisdictions Affected	Flood Type
U.S. Highway 431	Major Highway	Wedowee, Roanoke	100-year flooding events
State Route 22	Major Highway	Wadley, Roanoke	100-year flooding events
State Route 48	Major Highway	Wedowee, Woodland	100-year flooding events
State Route 77	Major Highway	Wadley	100-year flooding events
County Road 635	County Travel	Unincorporated	25-year flooding events
County Road 624	County Travel	Unincorporated	25-year flooding events
County Road 905	County Travel	Unincorporated	25-year flooding events
County Road 898	County Travel	Unincorporated	25-year flooding events
County Road 435	County Travel	Unincorporated	25-year flooding events
County Road 242	County Travel	Unincorporated	25-year flooding events
County Road 489	County Travel	Unincorporated	25-year flooding events
County Road 67	County Travel	Unincorporated	25-year flooding events
County Road 45	County Travel	Unincorporated	25-year flooding events

Table 4.41: St. Clair County Critical Roadways			
Name	Type	Jurisdictions Affected	Flood Type
County Hwy. 21	Major Highway	Ragland	100-year flooding events/Landslide Vulnerable Area
Interstate 59	8 miles of Interstate thru the City of Argo (Bridge over RR at the 150-mile marker)	Argo, Ashville, Odenville, Springville, Steele	100-year flooding events
U.S. Hwy. 411	Major Transportation Route	Argo, Ashville, Margaret, Moody, Odenville	100-year flooding events
U. S. Hwy. 11	7 miles of highway thru the City of Argo; 3 miles of highway thru the City of Springville	Argo, Ashville, Odenville, Springville, Steele	100-year flooding events
Train Tracks	9 miles of Tracks thru the City of Argo	Argo	-
Interstate 20	Bridge included in Riverside	Moody, Pell City, Riverside	100-year flooding events
Hwy. 78	Bridge included in Riverside	Moody, Pell City, Riverside	100-year flooding events
State Route 144	Major Transportation Route	Ragland	100-year flooding events
Mountain View Road at U. S. Hwy 11	Major Transportation Route	Odenville	10-year flooding events
Village Springs Road (Area between Camp Road and Cole Drive)	Major Transportation Route	Springville	25-year flooding events
AL Hwy. 174 @ Shanghai Road	Major Transportation Route	Springville	100-year flooding events
County Hwy 26	County Travel	Ashville, Ragland	100-year flooding events
State Route 23	Major Transportation Route	Ashville, Springville, Odenville	100-year flooding events

Table 4.42: Calhoun County Critical Roadways

Name	Type	Jurisdictions Affected	Flood Type
State Route 21	Major Highway	Anniston, Jacksonville, Oxford, Piedmont, Weaver	30-year flooding events
U.S. Hwy. 431	Major Highway	Anniston, Oxford	30-year flooding events
State Hwy. 204	Major Highway	Jacksonville	30-year flooding events
State Route 77	Major Highway	Ohatchee	30-year flooding events
Interstate 20	Major Transportation Route	Anniston, Oxford	100-year flooding events
State Route 202	Major Highway	Anniston, Oxford	30-year flooding events
State Hwy. 144	Major Highway	Ohatchee	30-year flooding events
State Hwy. 9	Major Highway	Piedmont	30-year flooding events
U.S. Hwy. 78	Major Highway	Oxford	30-year flooding events
U.S. Hwy. 278	Major Highway	Piedmont	30-year flooding events
Martin Luther King Drive	Local Transportation Route	Hobson City	30-year flooding events

Table 4.43: Jefferson County Critical Roadways

Name	Type	Jurisdictions Affected	Flood Type
Interstate 20	Major Transportation Route	Bessemer, Birmingham, Brighton, Fairfield, Hueytown, Irondale, Leeds, Midfield	30-year flooding events
Interstate 22	Major Transportation Route	Adamsville, Birmingham, Brookside, Fultondale, Graysville, West Jefferson	30-year flooding events
Interstate 59	Major Transportation Route	Bessemer, Birmingham, Brighton, Center Point, Fairfield, Hueytown, Midfield, Trussville	30-year flooding events
Interstate 65	Major Transportation Route	Birmingham, Gardendale, Fultondale, Homewood, Hoover, Kimberly, Morris, Vestavia Hills, Warrior	30-year flooding events
Interstate 459	Major Transportation Route	Bessemer, Birmingham, Hoover, Irondale, Vestavia Hills	30-year flooding events
State Highway 5	Major Highway	Adamsville, Birmingham, Graysville	30-year flooding events
State Highway 25	Local Transportation Route	Leeds	30-year flooding events
State Highway 75	Major Highway	Birmingham, Centerpoint, Pinson	100-year flooding events
State Highway 79	Major Highway	Birmingham, Center Point, Pinson, Tarrant	30-year flooding events
State Highway 119	Major Highway	Birmingham, Hoover, Leeds	100-year flooding events

State Highway 149	Local Transportation Route	Birmingham, Homewood	30-year flooding events
State Highway 150	Major Highway	Bessemer, Hoover	30-year flooding events
State Highway 151	Local Transportation Route	Pinson	-
State Highway 269	Major Highway	Adamsville, Birmingham, Maytown, Mulga, Sylvan Springs	30-year flooding events
State Highway 378	Local Transportation Route	Birmingham	100-year flooding events
U.S. Highway 31	Major Highway	Birmingham, Fultondale, Gardendale, Homewood, Hoover, Kimberly, Morris, Mountain Brook, Vestavia Hills, Warrior	30-year flooding events
U.S. Highway 78	Major Highway	Adamsville, Birmingham, Graysville	30-year flooding events
U.S. Highway 280	Major Highway	Birmingham, Homewood, Mountain Brook, Vestavia Hills	30-year flooding events
U.S. Highway 411	Local Transportation Route	Leeds	-
U.S. Highway 11	Major Highway	Bessemer, Birmingham, Brighton, Fairfield, Irondale, Midfield, Trussville	100-year flooding events

Table 4.44: Cleburne County Critical Roadways

Name	Type	Jurisdictions Affected	Flood Type
Interstate 20	Major Transportation Route	Heflin, Unincorporated	100-year flooding events
U.S. Hwy. 431	Major Transportation Route	Heflin, Unincorporated	100-year flooding events
U.S. Hwy. 281	Major Transportation Route	Unincorporated	-
U.S. Hwy. 78	Major Transportation Route	Edwardsville, Fruithurst, Heflin	100-year flooding events
U.S. Hwy. 46	Major Transportation Route	Heflin, Ranburne	100-year flooding events
U.S. Hwy. 9	Major Transportation Route	Heflin	100-year flooding events
County Road 3	County Travel	Unincorporated	100-year flooding events
County Road 10	County Travel	Ranburne	100-year flooding events
County Road 11	County Travel	Unincorporated	100-year flooding events
County Road 13	County Travel	Heflin	100-year flooding events
County Road 19	County Travel	Heflin	100-year flooding events
County Road 24	County Travel	Unincorporated	100-year flooding events
County Road 27	County Travel	Edwardsville, Heflin	100-year flooding events
County Road 49	County Travel	Fruithurst, Ranburne	100-year flooding events
County Road 55	County Travel	Unincorporated	100-year flooding events
County Road 65	County Travel	Edwardsville, Fruithurst	100-year flooding events
County Road 66	County Travel	Edwardsville, Heflin	100-year flooding events

County Road 70	County Travel	Unincorporated	100-year flooding events
----------------	---------------	----------------	--------------------------

Table 4.45: Talladega County Critical Roadways

Name	Type	Jurisdictions Affected	Flood Type
Interstate 20	Major Transportation Route	Lincoln	30-year flooding events
U.S. Hwy. 280	Major Highway	Bon Air, Childersburg, Oak Grove, Sylacauga	30-year flooding events
U.S. Hwy. 78	Major Highway	Lincoln	30-year flooding events
AL Hwy. 21	Major Highway	Munford, Sylacauga, Talladega	30-year flooding events
AL Hwy. 34	Local Transportation Route	Unincorporated County	100-year flooding events
AL Hwy. 148	Local Transportation Route	Sylacauga	100-year flooding events
AL Hwy. 275	Local Transportation Route	Talladega	100-year flooding events
AL Hwy. 76	Local Transportation Route	Childersburg	100-year flooding events
AL Hwy. 77	Major Highway	Lincoln, Talladega, Waldo	30-year flooding events
AL Hwy. 235	Local Transportation Route	Childersburg	100-year flooding events
AL Hwy. 231	Major Highway	Bon Air, Childersburg, Oak Grove, Sylacauga	100-year flooding events
County Road 002	County Travel	Sylacauga, Talladega Springs	100-year flooding events

**Table 4.46: Clay County
Critical Roadways**

Name	Type	Jurisdictions Affected	Flood Type
AL Hwy. 9	Local Transportation Route	Ashland, Lineville	100-year flooding events
AL Hwy. 77	Major Highway	Ashland	100-year flooding events
AL Hwy. 49	Major Highway	Lineville	100-year flooding events
AL Hwy. 48	Major Highway	Lineville	-
AL Hwy. 148	Local Transportation Route	Unincorporated County	100-year flooding events

Landslides

Several landslides have been recorded by the Geological Survey of Alabama (GSA) in Calhoun, Clay, Jefferson, and St. Clair Counties. Zero documented landslides have occurred in Cleburne, Randolph, or Talladega Counties. Since there is no specific documentation of any of these landslide events, and it is believed that each incident was very localized and minor in nature, there are no damage estimates available for the recorded incidents.

Therefore, it is difficult to estimate the future damages or the probability of future occurrences. Jefferson County has three documented landslides on record, one occurred near Leeds on September 22, 2011, in which several large rocks blocked Dunnivant Road; one destroyed an apartment complex during construction activities, causing over \$10,000,000 in damages; and one in April 2014 caused soil to slump onto U.S. 31 during heavy rains at Vestavia Hills. The primary effects of a landslides in Calhoun, Clay, Cleburne, Jefferson, Randolph, St. Clair, and Talladega counties would include property damages, road closures, erosion of soil, and infrastructure damages. The overall risk for landslides is low.

Severe Thunderstorms (Hail, Lightning, High Winds)

Hail can impact all 994,165 residents living and all approximately 525,751 structures in Calhoun, Clay, Cleburne, Jefferson, Randolph, St. Clair, and Talladega counties. The following persons, industry, and assets are vulnerable to hail in Adamsville, Anniston, Argo, Ashland, Ashville, Bessemer, Birmingham, Bon Air, Brighton, Brookside, Cardiff, Centerpoint, Childersburg, Clay, County Line, Edwardsville, Fairfield, Fruithurst, Fultondale, Gardendale, Graysville, Heflin, Hobson City, Homewood, Hoover, Hueytown, Irondale, Jacksonville, Kimberly, Leeds, Lineville, Lincoln, Lipscomb, Margaret, Maytown, Midfield, Moody, Morris, Mountain Brook, Mulga, Munford, North Johns, Oak Grove, Odenville, Ohatchee, Oxford, Pell City, Piedmont, Pinson, Pleasant Grove, Ragland, Ranburne, Riverside, Roanoke, Springville, Steele, Sylacauga, Sylvan Springs, Talladega, Talladega Springs, Tarrant, Trafford, Trussville, Vestavia Hills, Wadley, Waldo, Warrior, Weaver, Wedowee, West Jefferson, Woodland, and unincorporated Calhoun, Clay, Cleburne, Jefferson, Randolph, St. Clair, and Talladega counties: vehicles (damage), home roofs (damage/destruction), windows (break/crack), person (injury or kill), livestock/animals (injury or kill), damage to crops and timber, manufactured homes, buildings walls (not brick), and power lines. The vulnerability to hail is sporadic due to the nature of damages incurred from hail, such as roofs, windows, homes, and automobiles. The community's capacity to implement mitigation strategies against hail is nearly impossible. Protection is largely limited to property design, maintenance, and insurance, which are individual responsibilities. Unfortunately, due to the isolation of hail events, it is not feasible to conduct through public education and community investments.

Lightning strikes can impact all 994,165 residents living, all approximately 525,751 structures in Calhoun, Clay, Cleburne, Jefferson, Randolph, St. Clair, and Talladega counties. Vulnerability to lightning is limited to scattered injury or loss of life as well as damages to properties such as homes, electronics, structures, and data losses. The following persons, industry, and assets are vulnerable to lightning in Adamsville, Anniston, Argo, Ashland, Ashville, Bessemer, Birmingham, Bon Air, Brighton, Brookside, Cardiff, Centerpoint, Childersburg, Clay, County Line, Edwardsville, Fairfield, Fruithurst, Fultondale, Gardendale, Graysville, Heflin, Hobson City, Homewood,

Hoover, Hueytown, Irondale, Jacksonville, Kimberly, Leeds, Lineville, Lincoln, Lipscomb, Margaret, Maytown, Midfield, Moody, Morris, Mountain Brook, Mulga, Munford, North Johns, Oak Grove, Odenville, Ohatchee, Oxford, Pell City, Piedmont, Pinson, Pleasant Grove, Ragland, Ranburne, Riverside, Roanoke, Springville, Steele, Sylacauga, Sylvan Springs, Talladega, Talladega Springs, Tarrant, Trafford, Trussville, Vestavia Hills, Wadley, Waldo, Warrior, Weaver, Wedowee, West Jefferson, Woodland and unincorporated Calhoun, Clay, Cleburne, Jefferson, Randolph, St. Clair, and Talladega counties: elderly persons, children, persons outside during lightning events, power lines, timber/trees, manufactured homes, crops, homes, structures, data not backed up, livestock/animals, electronics plugged into an outlet (computers, household appliances, or data servers), and any person in or on water (pool or boat). The overall risk from thunderstorms is high, it is necessary to review potential and current mitigation strategies due to how common and highly destructive storms can be to a community.

Sinkholes

Sinkholes are a medium threat to all jurisdictions in Calhoun, Clay, Cleburne, Jefferson, Randolph, St. Clair, and Talladega counties. Since sinkhole events are sporadic and rare, these events can potentially cause damage to life or property on a small scale. Homes, manufactured homes, structures, roads, utilities, persons, livestock /animals, and vehicles in all jurisdictions could be vulnerable to a manmade sinkhole. In Calhoun County, sinkholes have occurred in Anniston and Oxford and off Alabama 21 in 2013. Also, in 2009, a sinkhole large enough to drive a bus into formed at the Intersection of U.S. 78 West and Mountain Crest Avenue, about 3 miles from downtown Oxford. In Jefferson County, western areas of the county, Birmingham, and Trussville have historically encountered the most damaging incidences of landslides. Cleburne County has had two sinkholes in southern portions of the county. Data is limited on these sinkholes, but it is known that the largest was approximately 50 feet in diameter. Talladega County has been disparately impacted by sinkholes in the region, with estimates at over 50 historic sinkholes. Randolph and Clay Counties have no recorded sinkholes. Due to the lack of data on sinkholes in Calhoun, Clay, Cleburne, Jefferson, Randolph, St. Clair, and Talladega counties at this time, it is not possible to know how many persons, structures, buildings, and infrastructure are vulnerable to sinkholes in each jurisdiction. However, mitigation planning takes place for sinkholes based on the ability of local jurisdictions to encourage thoughtful land use regulation and good infrastructure design.

High Winds (Hurricanes, Tornadoes, and Severe Thunderstorms)

All 994,165 residents living and all approximately 252,751 structures in Calhoun, Clay, Cleburne, Jefferson, Randolph, St. Clair, and Talladega counties are vulnerable to tornadoes. Although the location of where tornadoes take place is sporadic, losses from these tornado events can impact a wide variety of persons, assets, and infrastructure in each jurisdiction. The following persons, assets, and industries in Adamsville, Anniston, Argo, Ashland, Ashville, Bessemer, Birmingham, Bon Air, Brighton, Brookside, Cardiff, Centerpoint, Childersburg, Clay, County Line, Edwardsville, Fairfield, Fruithurst, Fultondale, Gardendale, Graysville, Heflin, Hobson City, Homewood, Hoover, Hueytown, Irondale, Jacksonville, Kimberly, Leeds, Lineville, Lincoln, Lipscomb, Margaret, Maytown, Midfield, Moody, Morris, Mountain Brook, Mulga, Munford, North Johns, Oak Grove, Odenville, Ohatchee, Oxford, Pell City, Piedmont, Pinson, Pleasant Grove, Ragland, Ranburne, Riverside, Roanoke, Springville, Steele, Sylacauga, Sylvan Springs, Talladega, Talladega Springs, Tarrant, Trafford, Trussville, Vestavia Hills, Wadley, Waldo,

Warrior, Weaver, Wedowee, West Jefferson, Woodland and unincorporated Calhoun, Clay, Cleburne, Jefferson, Randolph, St. Clair, and Talladega counties: elderly person, children, education institutions, medical facilities, persons in vehicles, vehicles, group homes, apartment complexes, manufactured homes, power lines, timber/trees, livestock/ animals, manufacturing facilities, residential homes, dilapidated homes, buildings, structures, roofs, and Southern Company Services (provides power to much of the region).

All 41,245 manufactured homes in Calhoun, Clay, Cleburne, Jefferson, Randolph, St. Clair, and Talladega counties are at risk of tornado depression because these homes are not built to withstand winds greater than 70 mph. These homes can be toppled, walls roofs can be ripped, or the home can be completely destroyed in a tornado. Persons living in manufactured homes, elderly persons, persons living in apartment complexes, persons living in poverty, and children at home alone may not have a safe place to go or may not be physically able (due to age or disability) to evacuate during a tornado event, which can put their lives at risk. These persons are found in every jurisdiction in Calhoun, Clay, Cleburne, Jefferson, Randolph, St. Clair, and Talladega counties. The economy is also vulnerable to tornadoes if jurisdiction is hit hard enough destroying major retail stores, residential areas, schools, major employers, or utilities. Losing these assets will take a community years to recover, which puts negative strains on the economy and causes the local jurisdiction to lose tax revenue. The overall risk from tornadoes is high, it is necessary to review potential and current mitigation strategies due to how sudden and destructive tornadoes can be to a community.

A tropical depression, tropical storm, or hurricane can impact all 994,165 residents living and all approximately 525,751 structures in Calhoun, Clay, Cleburne, Jefferson, Randolph, St. Clair, and Talladega counties. Losses from high winds, heavy rains, and tornadoes from a tropical depression, tropical storm, or hurricane can impact homes, crops, timber, and infrastructure in all jurisdictions in Calhoun, Clay, Cleburne, Jefferson, Randolph, St. Clair, and Talladega counties. Risk of tropical depression, tropical storm, or hurricane are medium and require mitigating responses from all levels of government and from individuals throughout the region.

The potential areas of vulnerability during a tropical depression or tropical storm would be similar to those felt during a severe thunderstorm, flash flooding, or a tornado. As mentioned above, the planning area has a low susceptibility to a direct hit from a hurricane due to its inland location; however, effects like heavy rain, flooding, winds, and tornadoes provoked by hurricanes often have significant impacts on the region. The following persons, industry, and assets are vulnerable to high winds/thunderstorms in Adamsville, Anniston, Argo, Ashland, Ashville, Bessemer, Birmingham, Bon Air, Brighton, Brookside, Cardiff, Centerpoint, Childersburg, Clay, County Line, Edwardsville, Fairfield, Fruithurst, Fultondale, Gardendale, Graysville, Heflin, Hobson City, Homewood, Hoover, Hueytown, Irondale, Jacksonville, Kimberly, Leeds, Lineville, Lincoln, Lipscomb, Margaret, Maytown, Midfield, Moody, Morris, Mountain Brook, Mulga, Munford, North Johns, Oak Grove, Odenville, Ohatchee, Oxford, Pell City, Piedmont, Pinson, Pleasant Grove, Ragland, Ranburne, Riverside, Roanoke, Springville, Steele, Sylacauga, Sylvan Springs, Talladega, Talladega Springs, Tarrant, Trafford, Trussville, Vestavia Hills, Wadley, Waldo, Warrior, Weaver, Wedowee, West Jefferson, Woodland, and unincorporated Calhoun, Clay, Cleburne, Jefferson, Randolph, St. Clair, and Talladega counties: elderly persons, persons driving vehicles, vehicles, manufactured homes, power lines, power, crops and timber, injury to a person, buildings constructed of wooden or vinyl, dilapidated homes/structures, vehicles, persons living below the poverty line, and windows. Each jurisdiction can have issues due to the damages that

high winds and thunderstorms can cause such as roads may be closed due to debris blocking the roads, downed “live” power lines can cause injury or death to persons, loss of power, loss of working traffic signals, disrupted utilities from uprooted trees, and communication issues due to loss of power.

All 41,245 manufactured homes in Calhoun, Clay, Cleburne, Jefferson, Randolph, St. Clair, and Talladega counties are at risk during a tropical depression or tropical storm because the building materials can suffer from severe damage due to a strong straight line. These homes can be toppled as well as walls and roofs can be ripped off if the straight-line winds are strong enough. Those people may not have a safe place to go or may not be physically able (due to age or disability) to evacuate during a high wind and thunderstorm event, which can put their lives at risk.

Wildfire

Wildfires are a potentially damaging hazard that is experienced in Calhoun, Clay, Cleburne, Jefferson, Randolph, St. Clair, and Talladega counties. The areas that are closest to fuel sources such as uncleared forestland and timberland can be impacted negatively if a wildfire breaks out. While wildfires can impact all 994,165 residents living and all approximately 525,751 structures in Calhoun, Clay, Cleburne, Jefferson, Randolph, St. Clair, and Talladega counties, all persons living in rural areas, such as 17,246 households in Calhoun County, 6,776 households in Clay County, 6,718 households in Cleburne County, 27,035 households in Jefferson County, 9,928 households in Randolph County, 25,297 households in St. Clair County, and 21,323 households in Talladega County are at a greater risk to wildfires than those living in urban areas because of the long emergency response times and longer report times. The elderly living in each jurisdiction are vulnerable to wildfire because these persons may not be able to evacuate, or they may start the fire on accident. Timber, property, wildlife, and injury or loss of human life are all vulnerable to wildfires in each jurisdiction.

Winter Storm

Although winter storms are infrequent, these storms threaten all 995,165 residents living and all approximately 525,751 structures in Calhoun, Clay, Cleburne, Jefferson, Randolph, St. Clair, and Talladega counties. Although a catastrophic loss is unlikely, all the jurisdictions in Calhoun, Clay, Cleburne, Jefferson, Randolph, St. Clair, and Talladega counties are at risk from winter storms. These storms can damage structures that cannot properly bear the weight of ice and snow and can cause injury and loss of life where extended power outages and poor heating conditions may lead to exposure to the elements.

Bridges and utilities such as waterlines/pipes and powerlines throughout the planning area are vulnerable. The following persons, industry, and assets are vulnerable to winter storms in Adamsville, Anniston, Argo, Ashland, Ashville, Bessemer, Birmingham, Bon Air, Brighton, Brookside, Cardiff, Centerpoint, Childersburg, Clay, County Line, Edwardsville, Fairfield, Fruithurst, Fultondale, Gardendale, Graysville, Heflin, Hobson City, Homewood, Hoover, Hueytown, Irondale, Jacksonville, Kimberly, Leeds, Lineville, Lincoln, Lipscomb, Margaret, Maytown, Midfield, Moody, Morris, Mountain Brook, Mulga, Munford, North Johns, Oak Grove, Odenville, Ohatchee, Oxford, Pell City, Piedmont, Pinson, Pleasant Grove, Ragland, Ranburne, Riverside, Roanoke, Springville, Steele, Sylacauga, Sylvan Springs, Talladega, Talladega Springs, Tarrant, Trafford, Trussville, Vestavia Hills, Wadley, Waldo, Warrior, Weaver, Wedowee, West Jefferson, Woodland, and unincorporated Calhoun, Clay, Cleburne, Jefferson, Randolph, St. Clair, and Talladega counties: elderly persons, utilities (water lines, power, power lines), persons driving vehicles, animals/ livestock, and trees/timber. Each jurisdiction's roads, bridges, traffic signals, and utilities can be vulnerable to winter storms if ice and/or snow accumulated in the jurisdictions. Persons living in poverty are more vulnerable to winter storms because they may not have the means to keep themselves and family members warm with or without power. The Town of Wadley has the highest poverty rate of 38.1%; in addition, the Town of County Line's poverty rate is 33.2%, the City of Ashland's poverty rate is 33.8%, and in the City of Anniston 29.1% of the population is living below the poverty line. The City of Talladega has 30% of its population living below the poverty line as well.

Jefferson County has 109,707 persons in poverty, which is the largest population of people living below the poverty line in area according to the ACS 2018 5- year Estimates. However, Talladega County has the highest percentage of persons below the poverty line, at 19.9%.

Section 5 – Mitigation Strategy

This Mitigation Strategy section of the Plan addresses requirements of Section 201.6(c)(3) through providing the blueprint for participating jurisdictions in the AEMA Division G to practice in order to become less vulnerable to the identified hazards in the Risk Assessment.

Section Contents

- 5.1 Mitigation Planning Process
- 5.2 Regional Mitigation Goals
- 5.3 Regional Mitigation Strategies
- 5.4 Capabilities Assessment for Local Jurisdictions
- 5.5 Jurisdictional Mitigation Action Plans
 - 5.5.1 EARPDC Mitigation Actions
 - 5.5.2 Randolph County Jurisdictions Actions
 - 5.5.3 St. Clair County Jurisdictions Actions
 - 5.5.4 Calhoun County Jurisdictions Actions
 - 5.5.5 Jefferson County Jurisdictions Actions
 - 5.5.6 Cleburne County Jurisdictions Actions
 - 5.5.7 Talladega County Mitigation Actions
 - 5.5.8 Clay County Jurisdictions Actions

5.1 Mitigation Planning Process

Local planning stakeholders were asked to review the progress of their previously adopted mitigation goals and to reevaluate those strategies based on updated information from the Risk Assessment and vulnerability to each profiled hazard. The goals and strategies were viewed in light of the impact and extent of hazard occurrences in local jurisdictions and the region as a whole. Hazard mitigation planning priorities have not changed for Calhoun, Clay, Cleburne, Jefferson, Randolph, and Talladega Counties; there has been no change in focus about which mitigation actions are most important. St. Clair County's priorities also remain largely unchanged, except for a shift from focus on individual storm shelters to community storm shelters.

A multi-stage process was used to identify, evaluate, and prioritize the goals, objectives, and actions. The selection and prioritization process remained the same as was used for the 2015 plan updates of the counties. In the selection and prioritization of mitigation actions, each member was asked to consider the following: funding options, political support, public support, legality, preservation of the environment, and staff capability. The committee then looked at each strategy in terms of costs and benefits. Not only were direct costs and benefits considered, but indirect costs and benefits were also acknowledged. Indirect costs and/or benefits are often intangible attributes such as social effects.

5.2 Mitigation Goals

Mitigation goals are broad statements that focus on long-term visions to reduce or avoid vulnerabilities to identified hazards within the region. Through the planning process, six primary goals were developed from corresponding goals in previous local mitigation plans. The mitigation goals expected to be achieved by development, adoption, and continuation of this plan include:

1. Manage the development of land and buildings to minimize risk of life and property loss due to hazard events (PREVENTION).
2. Protect structures and their occupants and contents from the damaging effects of hazard events (PROPERTY PROTECTION).
3. Preserve, rehabilitate, and enhance the beneficial functions of the natural environment to promote a balance between natural systems and social and economic demands (NATURAL RESOURCE PROTECTION).
4. Apply engineered structural modifications to natural systems and public infrastructure to reduce the potentially damaging impacts of hazards, where those modifications are feasible and environmentally suitable (STRUCTURAL MITIGATION).
5. Improve the efficiency, timing, and effectiveness of response and recovery efforts for hazard events (EMERGENCY SERVICES).
6. Educate and foster public awareness of hazards and techniques available for mitigation (PUBLIC EDUCATION AND AWARENESS).

5.3 Mitigation Strategies

Mitigation strategies are broad, yet more defined actions that help to further define mitigation goals. A wide range of activities that are aligned with the six goal categorizations were considered in order to help achieve the established mitigation goals, in particular emphasizing

mitigation concerning new and existing buildings and infrastructure. These strategies also provide additional background to addressing any specific hazard concerns. Land use planning capacity in much of the region is limited, due to the lack of land use planning and zoning authority in unincorporated areas, with the exception of floodplain management and subdivision regulations. Also, many small municipalities have limited planning and building enforcement function, due to fiscal constraints and lack of expertise, and choose not to implement land use, zoning, or code enforcement mechanisms. The six goal categorizations used for mitigation strategies include: Prevention, Property Protection, Natural Resource Protection, Structural Mitigation, Emergency Services, and Public Awareness and Education. These are discussed in detail below, as well as identifying appropriate hazard(s) that are mitigated through these approaches.

Goal #1: Prevention

Prevention activities are primarily intended to address future development and to keep hazard effects from increasing. Prevention activities are often administered through government programs or regulatory actions that influence the built environment. These activities are particularly effective in hazard mitigation for areas with little current capital investment or development. Examples of prevention activities include:

1. Land use planning and zoning administration (All Hazards, primarily Flooding)
2. Building code enforcement program (Flooding, High Winds)
3. Open space preservation (Flooding)
4. Floodplain management regulations (Flooding)
5. Stormwater management regulations (Flooding)
6. Participation in National Flood Insurance Program (NFIP) (Flooding)
7. Capital improvements planning (All Hazards)

Goal #2: Property Protection

Property protection activities primarily concentrate on the modification of existing buildings and adjacent areas to strengthen their ability to withstand hazard events, or to remove an at-risk structure from hazardous locations. Examples of property protection activities include:

1. Acquisition of flood prone properties (Flooding)
2. Relocation of flood prone structures (Flooding)
3. Elevation of flood prone structures (Flooding)
4. Retrofitting of critical facilities and other structures (All Hazards)

Goal #3: Natural Resource Protection

Natural resource protection activities reduce the impact of hazard events by preserving, rehabilitating, or enhancing the natural environment and its protective functions. These activities would include areas such as floodplains, wetlands, and steep slopes. Examples of natural resource protection activities include:

1. Floodplain protection (Flooding)
2. Watershed management (Flooding)
3. Riparian buffers (Flooding)
4. Forest and vegetation management (Flooding, Wildfire)
5. Conservation easements (Flooding, Land Subsidence)

Goal #4: Structural Mitigation

Structural mitigation protection activities are intended to lessen the impact of a hazard by utilizing construction of an appropriate structure. Examples of structural mitigation protection activities include:

1. Reservoirs (Flooding)
2. Levees and dams (Flooding)
3. Stormwater diversion (Flooding)
4. Retention and detention structures (Flooding)

5. Safe rooms and shelters (High Winds, Extreme Temperatures)

Goal #5: Emergency Services

Emergency services protection activities involve protecting people and property before, during, and after a hazard event. These activities assist in providing capable actions regarding hazard events. Examples of emergency services activities include:

1. Warning alert systems (All Hazards)
2. Continuity of operations (All Hazards)
3. Evacuation routes (All Hazards)
4. Emergency responder training (All Hazards)
5. Provision of alternative power (e.g. generators) (All Hazards)
6. Debris removal (All Hazards)

Goal #6: Public Education and Awareness

Public education and awareness activities inform and remind residents, business owners, elected officials, and other stakeholders about hazards, vulnerable locations, and mitigation actions that can be used to avoid losses. Examples of public education and awareness activities include:

1. Information dissemination, including maps and websites displaying hazard information (All Hazards)
2. Public exposition or workshops (All Hazards)
3. Educational programs (All Hazards)
4. Real estate disclosures (Dam Failure, Flooding, Technological Hazards)

5.4 Capabilities Assessment for Local Jurisdictions

A capability assessment examines the ability of each jurisdiction to implement a comprehensive mitigation strategy through examining existing programs, regulations, resources, and practices. This determination allows a jurisdiction to assess whether mitigation actions are feasible, due to financial resources, political climate, administrative capacity, and other jurisdictional capabilities.

The Alabama Emergency Management Agency (AEMA) Division G included in the final version of this plan is a seven-county region composed of 78 municipalities with a myriad of governmental powers. All county governments are governed by an elected commission.

The mitigation strategies listed in Section 5.3 above is framed by the capacity and capability of local jurisdictions to implement those actions through existing authorities, policies, programs, and resources. For most jurisdictions in the planning area, these are each very limited. Authority to control development through land use planning and zoning, a critical tool in hazard mitigation, is vested in municipalities that choose to exercise this practice. However, capacity is limited for enforcement due to local expertise, financial constraints, and public acceptance. The State of Alabama does not require a jurisdiction to implement land use planning and associated regulations. Therefore, most local jurisdictions avoid the practice of land use planning and zoning for general purposes and for hazard mitigation. In unincorporated areas within county jurisdictions, this authority is largely absent except as it applies to flood control and public street and subdivision regulation, which are practiced by each county in the planning area. Flood control, more broadly, is authorized for each local jurisdiction to practice through a local ordinance regulating the placement and construction of new structures. Most municipalities and each county participate in the National Flood Insurance Program (NFIP) and maintain compliance with the applicable regulations (Table 5.3). Likewise, the authority to enforce building codes is primarily restricted to municipalities and is only practiced by a limited number of these due to capacity constraints in the form of personnel, financial ability, and public acceptance.

Financial and technical capacity is limiting factors for implementation in most participating jurisdictions. The need for assistance in local planning and implementation is well established. Communities work together through the local EMA and their regional commission (EARPDC) to meet gaps in technical capacity related to planning for mitigation. Local jurisdictions work with county EMAs to implement specific strategies. Authority over spending is vested in local elected or appointed boards and commissions. Primarily, the county commissions and local municipal councils have been the leaders in deciding which mitigation strategies are worthy of investment. Other eligible jurisdictions have traditionally channeled mitigation projects through these local governmental bodies for sponsoring. The use of federal and state grants is a prevalent feature of the financial strategy for mitigation projects involving new construction and major rehabilitation of public facilities or expenditures.

The capabilities of each participating jurisdiction are defined by the authorities, policies, programs, and resources that each utilizes in pursuit of hazard mitigation. Each jurisdiction falls into one of several categories, which possesses distinct authorities and resources to establish hazard mitigation actions. For example, counties and municipalities differ in terms of statutory authority to pursue hazard mitigation. Meanwhile, two communities with the same authority may approach mitigation entirely differently in terms of the exercise of their authority. School and utility boards are subject to even greater restrictions on their authority.

The authorities and capabilities are summarized based on the powers granted by different units of government that participated in the planning process. County jurisdictions include: Calhoun County, Clay County, Cleburne County, Jefferson County, Randolph County, St. Clair County, and Talladega County.

Municipalities include: Adamsville, Anniston, Argo, Ashland, Ashville, Bessemer, Birmingham, Bon Air, Brighton, Brookside, Centerpoint, Childersburg, Clay, County Line, Edwardsville, Fairfield, Fruithurst, Fultondale, Gardendale, Graysville, Heflin, Hobson City, Homewood, Hoover, Hueytown, Irondale, Jacksonville, Kimberly, Leeds, Lineville, Lincoln, Lipscomb, Margaret, Maytown, Midfield, Moody, Morris, Mountain Brook, Mulga, Munford, North Johns, Oak Grove, Odenville, Ohatchee, Oxford, Pell City, Piedmont, Pinson, Pleasant Grove, Ragland, Ranburne, Riverside, Roanoke, Springville, Steele, Sylacauga, Sylvan Springs, Talladega, Talladega Springs, Tarrant, Trafford, Trussville, Vestavia Hills, Wadley, Waldo, Warrior, Weaver, Wedowee, West Jefferson, and Woodland. School Boards include: Calhoun County Board of Education, Clay County Board of Education, Jefferson County Board of Education, St. Clair County Board of Education and Pell City Schools. Medical institutions include Anniston Regional Medical Center, Piedmont Healthcare, Stringfellow Memorial Hospital, UAB Medical West, Brookwood Baptist Health, Princeton Baptist Medical Center, Children’s Hospital of Alabama, Cooper Green Mercy Hospital, UAB Hospital Highlands, Veterans Affairs Medical Center- Birmingham, Grandview Medical Center, UAB Hospital, UAB Callahan Eye Hospital, Encompass Health Lakeshore Rehabilitation Hospital, Medical West- Freestanding Emergency Department, St. Vincent’s East, St. Vincent’s Hospital, and St. Vincent’s St. Clair. Municipal departments include Calhoun County Volunteer Fire Departments, Piedmont Rescue Squad, and Roanoke Street Department. Utilities include: Anniston Waste Water & Sewage Board, Ashville Water and Sewer Authority, Camp Sumatanga, Chandler Mountain Water Authority, Cleburne County Water Board, Cook Springs Water Authority, Heflin Water & Sewer Board, Margaret Water Authority, Margaret Sewer Authority, Moody Kelly Creek Wastewater Treatment Plant, New London Water and Sewer Authority, N. E. St. Clair Water Authority, N. W. St. Clair Water System, Odenville Utilities Board (Water and Sewer), Pell City Water Quality (Sewage – Bacteriological), Pell City Water, Pinedale Water and Sewer Authority, Ragland Water Works Board (Water), Riverside Utility Board (Water), Wattsville Water Authority (Water), Wolf Creek Water, Sewer, and Fire (Water/Sewage), and Town of Steele Waterworks Board.

Table 5.1 below summarizes the statutory authority and resources of each jurisdiction and its present use or intended future use of these powers to implement potential actions and types of actions listed in the hazard mitigation plan. The table describes powers or policies that are granted to different types of jurisdictions in general terms, describes the jurisdictions that currently apply those policies in their mitigation efforts, describes the jurisdictions that intend to

apply those authorities and policies for future implementation, and describes the means by which each jurisdiction will incorporate the mitigation action into its existing powers, authorities, policies, and capabilities. In every case, the primary means of incorporation involves review of

proposed actions and implementation through the appropriate governmental authority such as the city council, county commission, school board, or utility board.

Table 5.1: Statutory Authority and Resources

Multi-Jurisdictional Hazard Mitigation Action Plan: Capability Assessment	Authorized for...	Practiced by...	Proposed for...	Incorporated through...
Police power: ability to regulate activities of individuals in the jurisdiction for purposes of health, safety, and public welfare	Municipalities	All municipal jurisdictions	All municipal jurisdictions	Council or Commission action to enact and enforce regulations
Control of public expenditures: ability to acquire property and improve property owned by the jurisdiction; capacity to borrow and expend funds	Municipalities, Counties, School Boards, Utilities	All jurisdictions	All jurisdictions	Action to approve expenditures by local county commission, city council, school board, or utility board

<p>Building code enforcement: ability to enforce codes related to building materials and construction standards outside of flood hazard areas</p>	<p>Municipalities, Counties</p>	<p>Jefferson County, Adamsville, Anniston, Ashland, Ashville, Bessemer, Birmingham, Brighton, Brookside, Centerpoint, Childersburg, Clay, Fultondale, Gardendale, Graysville, Heflin, Hobson City, Homewood, Hoover, Hueytown, Irondale, Jacksonville, Kimberly, Leeds, Lineville, Lincoln, Lipscomb, Margaret, Midfield, Moody, Morris, Mountain Brook, Mulga, Ohatchee, Oxford, Pell City, Piedmont, Pinson, Pleasant Grove, Riverside, Springville, Sylvan Springs, Tarrant, Trafford, Trussville, Vestavia Hills, Warrior, Weaver, West Jefferson</p>	<p>Jefferson County, Adamsville, Anniston, Ashland, Ashville, Bessemer, Birmingham, Brighton, Brookside, Centerpoint, Childersburg, Clay, Fultondale, Gardendale, Graysville, Heflin, Hobson City, Homewood, Hoover, Hueytown, Irondale, Jacksonville, Kimberly, Leeds, Lineville, Lincoln, Lipscomb, Margaret, Midfield, Moody, Morris, Mountain Brook, Mulga, Oak Grove, Ohatchee, Oxford, Pell City, Piedmont, Pinson, Pleasant Grove, Riverside, Springville, Sylacauga, Sylvan Springs, Talladega, Tarrant, Trafford, Trussville, Vestavia Hills, Warrior, Weaver, West Jefferson</p>	<p>Council or Commission action to enact and enforce regulations</p>
---	---------------------------------	---	--	--

Floodplain management authority: ability to regulate development in areas of special flood hazard in compliance with NFIP standards; includes authority to regulate land use and subdivisions inside of flood hazard areas	Municipalities, Counties	All participating NFIP jurisdictions	All participating NFIP jurisdictions	Council or Commission action to enact and enforce regulations
Purchase properties subject to flooding and maintain as permanent open space.	Municipalities, Counties, School Boards, Utilities	All jurisdictions	All jurisdictions	Action to approve expenditures by local county commission, city council, school board, or utility board
Capital improvements: ability to plan and implement public infrastructure to mitigate hazards	Municipalities, Counties, School Boards, Utilities	All jurisdictions	All jurisdictions	Action to approve expenditures by local county commission, city council, school board, or utility board
Zoning authority: ability to divide political jurisdiction into districts for purposes of regulating buildings and their use, both inside and outside of flood hazard areas	Municipalities, Counties	Jefferson County, Adamsville, Anniston, Ashland, Ashville, Bessemer, Birmingham, Brighton, Brookside, Centerpoint, Childersburg, Clay, Fairfield, Fultondale, Gardendale, Graysville, Heflin, Hobson City, Homewood, Hoover, Hueytown, Irondale, Jacksonville, Kimberly, Leeds, Lineville, Lincoln, Lipscomb, Midfield, Moody, Morris, Mountain Brook, Mulga, Oak Grove, Oxford, Pell City, Piedmont, Pinson, Pleasant Grove, Riverside, Roanoke, Springville, Sylacauga, Sylvan Springs, Talladega, Tarrant, Trafford, Trussville, Vestavia Hills, Wadley, Warrior, Weaver, Wedowee, West Jefferson	Jefferson County, Adamsville, Anniston, Ashville, Ashland, Bessemer, Birmingham, Brighton, Brookside, Centerpoint, Childersburg, Clay, Fairfield, Fultondale, Gardendale, Graysville, Heflin, Hobson City, Homewood, Hoover, Hueytown, Irondale, Jacksonville, Kimberly, Leeds, Lineville, Lincoln, Lipscomb, Midfield, Moody, Morris, Mountain Brook, Mulga, Oak Grove, Oxford, Pell City, Piedmont, Pinson, Pleasant Grove, Riverside, Roanoke, Springville, Sylacauga, Sylvan Springs, Talladega, Tarrant, Trafford, Trussville, Vestavia Hills, Wadley, Warrior, Weaver, Wedowee, West Jefferson	Council action to enact and enforce regulations

<p>Subdivision regulations: ability to regulate new developments involving new parcels and infrastructure, both inside and outside of flood hazard areas</p>	<p>Municipalities, Counties</p>	<p>Adamsville, Anniston, Ashland, Ashville, Bessemer, Birmingham, Brighton, Brookside, Centerpoint, Childersburg, Clay, County Line, Fairfield, Fultondale, Gardendale, Graysville, Heflin, Hobson City*, Homewood, Hoover, Hueytown, Irondale, Jacksonville, Leeds, Lineville, Lincoln, Lipscomb, Margaret, Maytown, Midfield, Mountain Brook, Mulga, Ohatchee, Oxford, Pell City, Piedmont, Pinson, Pleasant Grove, Riverside, Roanoke, Springville, Sylacauga, Talladega, Tarrant, Trussville, Vestavia Hills, Weaver, Randolph County, St. Clair County, Jefferson County, Talladega County</p>	<p>Adamsville, Anniston, Ashville, Ashland, Bessemer, Birmingham, Brighton, Brookside, Centerpoint, Childersburg, Clay, County Line, Fairfield, Fultondale, Gardendale, Graysville, Heflin, Hobson City*, Homewood, Hoover, Hueytown, Irondale, Jacksonville, Leeds, Lineville, Lincoln, Lipscomb, Margaret, Maytown, Midfield, Mountain Brook, Mulga, Ohatchee, Oxford, Pell City, Piedmont, Pinson, Pleasant Grove, Riverside, Roanoke, Springville, Sylacauga, Talladega, Tarrant, Trussville, Vestavia Hills, Weaver, Randolph County, St. Clair County, Jefferson County, Talladega County</p>	<p>County Commission or Council action to enact and enforce regulations</p>
--	-------------------------------------	---	---	---

<p>Storm water management program: ability to regulate retention, detention, and release of storm water runoff</p>	<p>Municipalities</p>	<p>Adamsville, Anniston, Bessemer, Birmingham, Brookside, Centerpoint, Childersburg, Clay, Fultondale, Gardendale, Graysville, Hobson City*, Homewood, Hoover, Hueytown, Irondale, Jacksonville, Kimberly, Leeds, Lincoln, Midfield, Moody, Morris, Mountain Brook, Mulga, Odenville, Oxford, Pell City, Pinson, Pleasant Grove, Ragland, Springville, Sylvan Springs, Sylacauga, Talladega, Tarrant, Trussville, Vestavia Hills, Warrior, Jefferson County, Talladega County</p>	<p>Adamsville, Anniston, Bessemer, Birmingham, Brookside, Centerpoint, Childersburg, Clay, Fultondale, Gardendale, Graysville, Hobson City*, Homewood, Hoover, Hueytown, Irondale, Jacksonville, Kimberly, Leeds, Lincoln, Midfield, Moody, Morris, Mountain Brook, Mulga, Odenville, Oxford, Pell City, Pinson, Pleasant Grove, Ragland, Springville, Sylvan Springs, Sylacauga, Talladega, Tarrant, Trussville, Vestavia Hills, Warrior, Jefferson County, Talladega County</p>	<p>Council action to enact and enforce regulations</p>
--	-----------------------	---	---	--

Table 5.2 below provides a summary of local plans, ordinances, and programs currently in place, or being developed within jurisdictions in East Alabama. A “Yes” (Y) indicates the item is currently in place and being implemented. A “No” (N) indicates the items is not in place or being implemented. An asterisk (*) indicates the item is currently being developed for future implementation.

Table 5.2: Relevant Plans, Ordinances, and Programs

Jurisdiction	Zoning Ordinance	Code Enforcement	Comprehensive Plan	Certified Floodplain Manager	NFIP Participation
Calhoun County	N	N	N	Y	Y
City of Anniston	Y	Y	N	Y	Y
Town of Hobson City	Y*	Y	Y*	N	Y
City of Jacksonville	Y	Y	Y	N	Y
Town of Ohatchee	N	Y	N	N	Y
City of Oxford	Y	Y	Y	Y	Y
City of Piedmont	Y	Y	Y*	N	Y
City of Weaver	Y	Y	Y	N	Y
Clay County	N	N	N	N	N
City of Ashland	Y	Y	Y	N	Y
City of Lineville	Y	Y	Y	Y	Y
Cleburne County	N	N	N	N	N
Town of Edwardsville	N	N	N	N	N
Town of Fruithurst	N	N	N	N	N
City of Heflin	Y	Y	Y	N	Y
Town of Ranburne	N	N	N	N	N
Jefferson County	Y	Y	Y	Y	Y
City of Adamsville	Y	Y	Y	N	Y
City of Bessemer	Y	Y	Y	Y	Y
City of Birmingham	Y	Y	Y	Y	Y
City of Brighton	Y	Y	N	N	Y
Town of Brookside	Y	Y	Y	N	Y
City of Centerpoint	Y	Y	Y	N	Y
City of Clay	Y	Y	Y	N	Y
Town of County Line	N	N	N	N	N
City of Fairfield	Y	N	N	N	Y
City of Fultondale	Y	Y	Y	N	Y
City of Gardendale	Y	Y	Y	N	Y
City of Graysville	Y	Y	Y	N	Y
City of Homewood	Y	Y	Y	Y	Y
City of Hoover	Y	Y	Y	Y	Y
City of Hueytown	Y	Y	Y	Y	Y

Jurisdiction	Zoning Ordinance	Code Enforcement	Comprehensive Plan	Certified Floodplain Manager	NFIP Participation
City of Irondale	Y	Y	Y	Y	Y
Town of Kimberly	Y	Y	N	N	Y
City of Leeds	Y	Y	N	Y	Y
City of Lipscomb	Y	Y	N	N	Y
City of Maytown	N	N	N	N	N
City of Midfield	Y	Y	N	N	Y
Town of Morris	Y	Y	N	N	Y
City of Mountain Brook	Y	Y	Y	N	Y
Town of Mulga	Y	Y	N	N	Y
Town of North Johns	N	N	N	N	N
City of Pinson	Y	Y	Y	Y	Y
City of Pleasant Grove	Y	Y	Y	N	Y
Town of Sylvan Springs	Y	Y	N	N	Y
City of Tarrant	Y	Y	Y	Y	Y
Town of Trafford	Y	Y	Y	N	N
City of Trussville	Y	Y	Y	Y	Y
City of Vestavia Hills	Y	Y	Y	Y	Y
City of Warrior	Y	Y	Y	N	Y
Town of West Jefferson	Y	Y	N	N	Y
Randolph County	N	N	N	N	Y
City of Roanoke	Y	N	Y	N	Y
Town of Wadley	Y	N	Y	N	Y
Town of Wedowee	Y	N	N	N	Y
Town of Woodland	N	N	N	N	N
St. Clair County	N	N	N	Y	Y
City of Argo	N	N	N	N	Y
City of Ashville	Y	Y	Y	N	Y
City of Margaret	N	Y	Y	N	Y
City of Moody	Y	Y	Y	N	Y
City of Odenville	N	Y	Y	Y	Y
City of Pell City	Y	Y	Y	N	Y
Town of Ragland	N	N	N	N	Y
Town of Riverside	Y	Y	Y	N	Y

Jurisdiction	Zoning Ordinance	Code Enforcement	Comprehensive Plan	Certified Floodplain Manager	NFIP Participation
City of Springville	Y	Y	Y	Y	Y
Town of Steele	N	N	Y	N	Y
Talladega County	N	N	Y	Y	Y
Town of Bon Air	N	N	N	N	Y
City of Childersburg	Y	Y	Y	N	Y
City of Lincoln	Y	Y	Y	Y	Y
Town of Munford	N	N	N	N	N
Town of Oak Grove	Y	Y	Y	N	N
City of Sylacauga	Y	Y	Y	N	Y
Town of Talladega Springs	N	N	N	N	N
City of Talladega	Y	Y	N	Y	Y
Town of Waldo	N	N	N	N	N

*Update in progress

Source: County EMAs, jurisdictions

Table 5.3 below summarizes NFIP participation and policy statistics for each jurisdiction in the planning area as of May 15, 2020. More site-specific information on at-risk structures and repetitive loss properties is provided in Section 4.8 in the Risk Assessment. Jurisdictions that are non-participating in the NFIP Program participated in the hazard mitigation planning process and have Mitigation Actions to address their status. The Town of Fruithurst has had no flood areas identified and does not participate in the NFIP. Cleburne County, the Town of Edwardsville, and the Town of Ranburne do not participate in the NFIP due to a lack of resources to maintain the program. Clay County, the Town of Oak Grove, the Town of Munford, the Town of Talladega Springs, and the Town of Waldo do not participate in the NFIP due to a lack of staff and resources to maintain the program in these municipalities.

Table 5.3: National Flood Insurance Program (NFIP) Status

Jurisdiction	County	Participation Status	Initial FBHM Identified	Initial FIRM Identified	Current Effective Map Date
Calhoun County	Calhoun	Yes	11/29/74	09/15/83	03/16/16
City of Anniston	Calhoun	Yes	12/14/73	09/15/83	03/16/16
Town of Hobson City	Calhoun	Yes	05/17/74	09/30/83	03/16/16
City of Jacksonville	Calhoun	Yes	05/17/74	07/05/82	03/16/16
Town of Ohatchee	Calhoun	Yes	01/31/75	09/28/07	03/16/16
City of Oxford	Calhoun	Yes	05/17/74	01/18/84	03/16/16
City of Piedmont	Calhoun	Yes	06/07/74	06/15/84	03/16/16
City of Weaver	Calhoun	Yes	11/30/73	09/30/83	03/16/16
Clay County	Clay	No	-	03/17/10	03/17/10
City of Ashland	Clay	Yes	-	03/17/10	03/17/10
City of Lineville	Clay	Yes	-	03/17/10	03/17/10
Cleburne County	Cleburne	No	-	08/16/07	08/16/11
Town of Edwardsville	Cleburne	No	12/27/74	08/16/11	08/16/11
Town of Fruithurst	Cleburne	Not Mapped	-		
City of Heflin	Cleburne	Yes	11/01/74	07/05/82	08/16/11
Town of Ranburne	Cleburne	No	-	08/16/07	08/16/11
Jefferson County	Jefferson	Yes	07/07/78	02/17/82	03/21/19
City of Adamsville	Jefferson	Yes	01/17/75	10/10/80	03/21/19
City of Bessemer	Jefferson	Yes	06/28/74	06/01/81	09/03/10
City of Birmingham	Jefferson	Yes	06/28/74	03/16/81	03/21/19
City of Brighton	Jefferson	Yes	05/10/74	01/02/81	09/03/10
Town of Brookside	Jefferson	Yes	08/23/74	02/18/81	03/21/19
City of Centerpoint	Jefferson	Yes	07/07/78	09/29/06	03/21/19
City of Clay	Jefferson	Yes	07/07/78	09/29/06	03/21/19
Town of County Line	Jefferson	Not Mapped			
City of Fairfield	Jefferson	Yes	12/17/76	09/11/81	09/29/06
City of Fultondale	Jefferson	Yes	05/24/74	05/05/81	03/21/19
City of Gardendale	Jefferson	Yes	04/04/78	11/21/80	03/21/19

Jurisdiction	County	Participation Status	Initial FBHM Identified	Initial FIRM Identified	Current Effective Map Date
City of Graysville	Jefferson	Yes	12/27/74	11/21/80	03/21/19
City of Homewood	Jefferson	Yes	03/30/73	09/03/10	03/30/73
City of Hoover	Jefferson	Yes	11/29/74	02/04/81	02/20/13
City of Hueytown	Jefferson	Yes	10/01/76	01/02/81	09/03/10
City of Irondale	Jefferson	Yes	06/06/74	02/04/81	09/03/10
Town of Kimberly	Jefferson	Yes	07/11/75	08/29/80	03/21/19
City of Leeds	Jefferson	Yes	06/07/74	01/02/81	NSFHA
City of Lipscomb	Jefferson	Yes	06/14/74	01/02/81	09/03/10
City of Maytown	Jefferson	Sanctioned	-	01/20/99	03/21/19
City of Midfield	Jefferson	Yes	06/14/74	01/16/81	09/29/06
Town of Morris	Jefferson	Yes	10/08/76	06/03/86	03/21/19
City of Mountain Brook	Jefferson	Yes	06/28/74	01/02/81	09/03/10
Town of Mulga	Jefferson	Yes	09/20/74	09/19/80	03/21/19
Town of North Johns	Jefferson	Sanctioned	-	01/20/99	09/29/06
City of Pinson	Jefferson	Yes	-	09/29/06	03/21/19
City of Pleasant Grove	Jefferson	Yes	12/20/74	12/19/80	03/21/19
Town of Sylvan Springs	Jefferson	Yes	-	01/20/99	03/21/19
City of Tarrant	Jefferson	Yes	06/28/74	01/02/81	03/21/19
Town of Trafford	Jefferson	Sanctioned	-	01/20/99	03/21/19
City of Trussville	Jefferson	Yes	06/28/74	11/18/81	03/21/19
City of Vestavia Hills	Jefferson	Yes	05/10/74	01/02/81	02/20/13
City of Warrior	Jefferson	Yes	12/27/74	01/02/81	03/21/19
Town of West Jefferson	Jefferson	Yes	02/22/80	01/20/99	03/21/19
Randolph County	Randolph	Yes	09/13/74	07/05/82	04/18/11
City of Roanoke	Randolph	Yes	06/10/77	07/05/82	04/18/11
Town of Wadley	Randolph	Yes	05/17/74	08/19/85	04/18/11 M
Town of Wedowee	Randolph	Yes	10/06/68	07/05/82	04/18/11
Town of Woodland	Randolph	Not Mapped			
St. Clair County	St. Clair	Yes	03/31/78	09/29/89	08/17/16
City of Argo	St. Clair	Yes	07/07/78	02/07/82	08/17/16
City of Ashville	St. Clair	Yes	06/21/74	04/17/87	08/17/16
City of Margaret	St. Clair	Yes	10/06/78	06/19/12	08/17/16
City of Moody	St. Clair	Yes	05/31/74	07/04/89	08/17/16
City of Odenville	St. Clair	Yes	05/24/74	08/05/86	08/17/16
City of Pell City	St. Clair	Yes	06/21/74	07/04/89	08/17/16
Town of Ragland	St. Clair	Yes	05/24/74	06/03/86	08/17/16

Town of Riverside	St. Clair	Yes	04/04/75	08/19/86	08/17/16
City of Springville	St. Clair	Yes	12/27/74	08/19/86	08/17/16
Town of Steele	St. Clair	Yes	02/07/75	09/18/85	08/17/16
Talladega County	Talladega	Yes	12/13/74	07/02/80	03/16/16
Town of Bon Air	Talladega	Yes	03/04/77	09/28/07	07/18/08
City of Childersburg	Talladega	Yes	06/14/74	12/17/87	03/16/16
Jurisdiction	County	Participation Status	Initial FBHM Identified	Initial FIRM Identified	Current Effective Map Date
City of Lincoln	Talladega	Yes	03/05/78	07/18/83	03/16/16
Town of Munford	Talladega				
Town of Oak Grove	Talladega	No	09/28/07	03/16/16	09/28/08
City of Sylacauga	Talladega	Yes	11/22/74	12/17/87	03/16/16
Town of Talladega Springs	Talladega				
City of Talladega	Talladega	Yes	06/07/74	04/15/80	03/16/16
Town of Waldo	Talladega				

Source: NFIP Community Status Book (03/24/2022)

5.5 Jurisdictional Mitigation Action Plans

This section identifies and analyzes a range of mitigation actions and projects under consideration to achieve the regional mitigation goals for reducing the effects of hazard events for the region at large, as well as each of the jurisdictions within the region. Local planning stakeholders thoroughly reviewed and considered the Risk Assessment and their local capabilities to determine the most appropriate plan of action for their jurisdictions. Each action or project listed has accessory information, such as designation of a lead agency, hazard(s) addressed, and potential funding source(s). The following table describes the key elements of the Mitigation Action Plans.

Jurisdiction Name	
Action Description	Title and description of action to be undertaken
Goal	Category of goal that is met: #1: Manage the development of land and buildings to minimize risk of life and property loss due to hazard events (PREVENTION) #2: Protect structures and their occupants and contents from the damaging effects of hazard events (PROPERTY PROTECTION) #3: Preserve, rehabilitate, and enhance the beneficial functions of the natural environment to promote a balance between natural systems and social and economic demands (NATURAL RESOURCE PROTECTION) #4: Apply engineered structural modifications to natural systems and public infrastructure to reduce the potentially damaging impacts of hazards, where those modifications are feasible and environmentally suitable (STRUCTURAL MITIGATION) #5: Improve the efficiency, timing, and effectiveness of response and recovery efforts for hazard events (EMERGENCY SERVICES) #6: Educate and foster public awareness of hazards and techniques available for mitigation (PUBLIC EDUCATION AND AWARENESS)
Hazards Addressed	Hazard which the action addresses
Local Planning Mechanism	Entity responsible for undertaking the action
Estimated Time Frame for Completion	Interval of time in which completion is the goal
Estimated Cost	Cost as estimated by the Counties/Jurisdictions
Funding Source	Level of funding required for action, where applicable

Priority/Status	Categorization based on the following projected criteria: Completed: Notable mitigation projects implemented in the past five years Ongoing: Action in progress / perennial occurrence Yearly: annual occurrence High: Projected implementation within five years Medium: Projected implementation between five and ten years Low: Projected implementation beyond ten years
-----------------	--

**5.5.1 East Alabama Regional Planning and Development Commission
(EARPDC) Mitigation Actions**

EARPDC Mitigation Action Plan

Goal	Action Description	Hazards Addressed	Lead Agency	Funding Source	Priority / Status
1	EARPDC will maintain the mitigation plan by seeking additional grant funding, as needed	All	EARPDC	HMGP/Local	High
1	EARPDC will work to incorporate Calhoun, Clay, Cleburne, Jefferson, and Talladega Counties and their jurisdictions not part of this plan as their plans expire	All	EARPDC	HMGP/Local	High
1	EARPDC will facilitate multi-jurisdiction collaboration by attending AEMA Division G meetings on at least an annual basis	All	EARPDC	Local	High

5.5.2 Randolph County Jurisdictions Mitigation Actions

- 1. Randolph County**
- 2. City of Roanoke**
- 3. Roanoke Street Department**
- 4. Town of Wadley**
- 5. Town of Wedowee**
- 6. Town of Woodland**

Randolph County Mitigation Actions	
Mitigation Action	Purchase and install severe weather sirens.
Goal	#1
Hazard(s) Addressed	TH; T
Local Planning Mechanism	Randolph County EMA
Estimated Time Frame for Completion	2025
Estimated Cost	\$35,000 each
Funding Sources	HMGP, PDM, CDBG
Priority/Status	High, Ongoing Five severe weather sirens have been installed during the past five years.
Mitigation Action	Complete a hydrologic study with particular interest on the retrofit of bridges and improving drainage troubled areas.
Goal	#1
Hazard(s) Addressed	Floods
Local Planning Mechanism	Randolph County Engineer
Estimated Time Frame for Completion	2025
Estimated Cost	\$40,000
Funding Sources	HMGP, PDM, CDBG
Priority/Status	High, Ongoing Lack of funding has prevented this project from being completed within the last five years.
Mitigation Action	Improve drainage along county roads that flood during 25-year flooding events.
Goal	#2
Hazard(s) Addressed	Floods
Local Planning Mechanism	County Engineer
Estimated Time Frame for Completion	2025
Estimated Cost	TBD following completion of hydrologic study
Funding Sources	HMGP, PDM, CDBG, DOT, ALDOT
Priority/Status	High, Ongoing This action item is pending a hydrologic study costing approximately \$40,000. Lack of funding has prevented this project from being completed within the last five years.

Mitigation Action	Purchase and install emergency generators for post-disaster mitigation and conduct routine tests on backup generators for the county courthouse. Generators for county jail no longer relevant.
Goal	#5
Hazard(s) Addressed	All
Local Planning Mechanism	Randolph County Commission and Randolph County EMA
Estimated Time Frame for Completion	2025
Estimated Cost	\$50,000 to \$65,000 each
Funding Sources	HMGP; ADECA; DHS, CDBG, Local
Priority/Status	High, Ongoing Generators for county jail no longer relevant.
Mitigation Action	Provide adequate individual storm shelters and community safe rooms.
Goal	#4
Hazard(s) Addressed	TH; T
Local Planning Mechanism	Randolph County Commission and Randolph County EMA
Estimated Time Frame for Completion	2025
Estimated Cost	\$4,000 - \$130,000 each
Funding Sources	HMGP; ADECA; Local; GERF when available
Priority/Status	High, Ongoing New Mitigation Action Item
Mitigation Action	Continue the active programs and activities of the Randolph County EMA to promote mitigation and severe weather awareness.
Goal	#6
Hazard(s) Addressed	All
Local Planning Mechanism	Randolph County EMA
Estimated Time Frame for Completion	2025
Estimated Cost	unknown
Funding Sources	HMGP; Local
Priority/Status	High, New

City of Roanoke's Mitigation Actions	
Mitigation Action	Make application and/or commit/continue to participate in the NFIP.
Goal	#1
Hazard(s) Addressed	FL
Local Planning Mechanism	Randolph County EMA
Estimated Time Frame for Completion	2025
Estimated Cost	N/A
Funding Sources	Local
Priority/ Status	High, Ongoing Roanoke is a participating member of the NFIP and plans to keep this status.
Mitigation Action	Complete a storm water study with particular interest on the retrofit of bridges and improving drainage in troubled areas.
Type	Prevention
Goal	#1
Hazard(s) Addressed	FL
Local Planning Mechanism	Roanoke Public Works Director
Estimated Time Frame for Completion	2025
Estimated Cost	\$150,000
Funding Sources	City Funds, HMGP, PDM, CDBG
Priority/Status	High, Ongoing Lack of funding has prevented this project from being completed within the last five years.
Mitigation Action	Purchase and install emergency generators for post disaster mitigation and conduct routine tests on backup generators for critical facilities.
Goal	#5
Hazard(s) Addressed	All
Local Planning Mechanism	Roanoke City Council

Estimated Time Frame for Completion	2025
Estimated Cost	\$5,000 - \$65,000 each
Funding Sources	HMGP, ADECA, DHS, CDBG, Local
Priority/Status	High, Ongoing
Mitigation Action	Install community safe rooms
Type	Structural Projects
Goal	#4
Hazard(s) Addressed	TH; T
Local Planning Mechanism	Roanoke City Council
Estimated Time Frame for Completion	2025
Estimated Cost	\$130,000 each
Funding Sources	HMGP; ADECA; Local; GERF when available
Priority/Status	High, Ongoing Lack of funding has prevented this project from being completed within the last five years.
Mitigation Action	Repaving of Franklin Road due to flooding of the road and heavy traffic volume because of Traylor's Nursing Home
Goal	#1, #4
Hazard(s) Addressed	Floods
Local Planning Mechanism	Roanoke City Council
Estimated Time Frame for Completion	2025
Estimated Cost	\$100,000.00
Funding Sources	Federal funding & City of Roanoke
Priority/Status	High, New
Mitigation Action	Repaving of Bud Cummings Road due to storm water drainage weakening the edge of the pavement and heavy traffic of log trucks and dump trucks
Goal	#1, #4
Hazard(s) Addressed	Floods
Local Planning Mechanism	Roanoke City Council
Estimated Time Frame for Completion	2025
Estimated Cost	\$175,000.00
Funding Sources	Federal funding & City of Roanoke

Priority/Status	High, New
Mitigation Action	
	Repaving of West Point Street due to storm water drainage and heavy traffic due to the location of Handley High School and the Roanoke Sports Complex
Goal	#1, #4
Hazard(s) Addressed	Floods
Local Planning Mechanism	Roanoke City Council
Estimated Time Frame for	2025
Estimated Cost	\$300,000.00
Funding Sources	Federal funding & City of Roanoke
Priority/Status	High, New
Mitigation Action	
	Repaving of Johnson Street due to the storm water drainage and heavy traffic of log trucks busting the pavement up when logging occurred in the area
Goal	#1, #4
Hazard(s) Addressed	Floods
Local Planning Mechanism	Roanoke City Council
Estimated Time Frame for	2025
Estimated Cost	\$150,000.00
Funding Sources	Federal funding & City of Roanoke
Priority/Status	High, New
Mitigation Action	
	Repaving of Industrial Blvd. due to storm water drainage, heavy traffic, and cattle and semi-trucks.
Goal	#1, #4
Hazard(s) Addressed	Floods
Local Planning Mechanism	Roanoke City Council
Estimated Time Frame for	2025
Estimated Cost	\$100,000.00
Funding Sources	Federal funding & City of Roanoke
Priority/Status	High, New

Mitigation Action	Continue the active programs and activities of the Randolph County EMA to promote mitigation and severe weather awareness.
Goal	#6
Hazard(s) Addressed	All
Local Planning Mechanism	Randolph County EMA
Estimated Time Frame for	2025
Estimated Cost	unknown
Funding Sources	HMGP; Local
Priority/Status	High, New

Town of Wadley's Mitigation Actions	
Mitigation Action	Make application and/or commit/continue to participate in the NFIP.
Goal	#1
Hazard(s) Addressed	FL
Local Planning Mechanism	Randolph County EMA
Estimated Time Frame for Completion	2025
Estimated Cost	N/A
Funding Sources	Local
Priority/Status	High, Ongoing The Town of Wadley is a NFIP participating community and plans on maintaining this status.
Mitigation Action	
	Purchase and distribute public education materials on flooding response and preparedness (magnets, brochures, etc.)
Goal	#6
Hazard(s) Addressed	FL
Local Planning Mechanism	Wadley Town Council
Estimated Time Frame for Completion	2025
Estimated Cost	\$1,500
Funding Sources	HMGP, PDM, Local
Priority/Status	Medium, Ongoing Budgetary restraints have prevented this mitigation action item from being implemented thus far.
Mitigation Action	
	Purchase/update emergency generators for post-disaster mitigation and conduct routine tests on backup generators for all critical facilities.
Goal	#5
Hazard(s) Addressed	All
Local Planning Mechanism	Wadley Town Council
Estimated Time Frame for Completion	2025
Estimated Cost	\$1,000 - \$5,000 each
Funding Sources	HMGP; ADECA; PDM; Local

Priority/Status	High, Ongoing
Mitigation Action	Install community safe rooms.
Goal	#4
Hazard(s) Addressed	TH; T
Local Planning Mechanism	Wadley City Council
Estimated Time Frame for Completion	2025
Estimated Cost	\$130,000 each
Funding Sources	HMGP; ADECA; Local; GERP when available
Priority/Status	High, Ongoing Budgetary restraints have prevented this mitigation action item from being implemented thus far.
Mitigation Action	Continue the active programs and activities of the Randolph County EMA to promote mitigation and severe weather awareness.
Goal	#6
Hazard(s) Addressed	All
Local Planning Mechanism	Randolph County EMA
Estimated Time Frame for Completion	2025
Estimated Cost	unknown
Funding Sources	HMGP; Local
Priority/Status	High, New

Town of Wedowee's Mitigation Actions	
Mitigation Action	Make application and/or commit/continue to participate in the NFIP.
Goal	#1
Hazard(s) Addressed	FL
Local Planning Mechanism	Randolph County EMA
Estimated Time Frame for Completion	2025
Estimated Cost	N/A
Funding Sources	Local
Priority/Status	High, Ongoing The Town of Wedowee is a NFIP participating community and plans on maintaining this status.
Mitigation Action	Complete a hydrology study with particular interest on the creek overflows and improving drainage in troubled areas.
Goal	#1
Hazard(s) Addressed	FL
Local Planning Mechanism	Wedowee Utilities Department
Estimated Time Frame for Completion	2025
Estimated Cost	\$50,000
Funding Sources	City Funds, HMGP, PDM, CDBG
Priority/Status	High, Ongoing Lack of funding has prevented this project from being completed within the last five years.
Mitigation Action	Make drainage improvements along the creek following the completion of a hydrology study.
Goal	#2
Hazard(s) Addressed	TH; T; FL; W; H; D/LF
Local Planning Mechanism	Wedowee Utilities Department
Estimated Time Frame for Completion	2025
Estimated Cost	\$50,000
Funding Sources	HMGP; PDM; CDBG; Local

Priority/Status	High, Ongoing Budgetary restraints have prevented this mitigation action item from being implemented thus far.
Mitigation Action	Purchase emergency generators for post disaster mitigation and power outages, to include one for the Wedowee Water Authority
Goal	#5
Hazard(s) Addressed	All
Local Planning Mechanism	Wedowee Town Council; Wedowee Water Authority
Estimated Time Frame for Completion	Completed
Estimated Cost	\$30,000 each
Funding Sources	HMGP; PDM; Local
Priority/Status	Completed
Mitigation Action	Install community safe rooms.
Goal	#4
Hazard(s) Addressed	TH; T
Local Planning Mechanism	Wedowee Town Council
Estimated Time Frame for Completion	2025
Estimated Cost	\$130,000 each
Funding Sources	HMGP; ADECA; Local; GERP when available
Priority/Status	High, Ongoing
Mitigation Action	Continue the active programs and activities of the Randolph County EMA to promote mitigation and severe weather awareness.
Goal	#6
Hazard(s) Addressed	All
Local Planning Mechanism	Randolph County EMA
Estimated Time Frame for	2025

Estimated Cost	unknown
Funding Sources	HMGP; Local
Priority/Status	High, New

Town of Woodland's Mitigation Actions	
Mitigation Action	Make application and/or commit/continue to participate in the NFIP.
Goal	#1
Hazard(s) Addressed	FL
Local Planning Mechanism	Randolph County EMA
Estimated Time Frame for Completion	2025
Estimated Cost	N/A
Funding Sources	Local
Priority/Status	Low, Ongoing The Town of Woodland has been mapped, and it is in Flood Zone X (Area of Minimal Flood Hazard): therefore, the town is not a NFIP participating community.
Mitigation Action	Purchase emergency generators for post disaster mitigation.
Goal	#5
Hazard(s) Addressed	All
Local Planning Mechanism	Woodland Town Council
Estimated Time Frame for Completion	2025
Estimated Cost	\$30,000 each
Funding Sources	Local
Priority/Status	High, Ongoing
Mitigation Action	Install community safe rooms.
Goal	#4
Hazard(s) Addressed	TH; T
Local Planning Mechanism	Woodland Town Council
Estimated Time Frame for Completion	2025
Estimated Cost	\$130,000 each
Funding Sources	ADECA; Local; GERP when available
Priority/Status	High, Ongoing

Mitigation Action	Continue the active programs and activities of the Randolph County EMA to promote mitigation and severe weather awareness.
Goal	#6
Hazard(s) Addressed	All
Local Planning Mechanism	Randolph County EMA
Estimated Time Frame for	2025
Estimated Cost	unknown
Funding Sources	HMGP; Local
Priority/Status	High, New
Mitigation Action	Retrofit Town Hall and Woodland Senior Citizens Center to withstand winds of 200 MPH (the recommended wind rating based on wind zones in the Southeast)
Goal	#4
Hazard(s) Addressed	TH; T
Local Planning Mechanism	Woodland Town Council
Estimated Time Frame for	2025
Estimated Cost	TBD
Funding Sources	ADECA; Local
Priority/Status	High, Ongoing Budgetary restraints have prevented this mitigation action from being implemented thus far.

5.5.3 St. Clair County Jurisdictions Mitigation Actions

- 1. St. Clair County**
- 2. City of Argo**
- 3. City of Ashville**
- 4. City of Margaret**
- 5. City of Moody**
- 6. City of Odenville**
- 7. City of Pell City**
- 8. Town of Ragland**
- 9. Town of Riverside**
- 10. City of Springville**
- 11. Town of Steele**

St. Clair County Mitigation Actions	
Mitigation Action	Seek a countywide update of all FIRMs in digital format, with an emphasis on detailed studies of developed and developing areas with elevations provided and floodways delineated.
Goal	#1
Hazard(s) Addressed	Floods/Flash Floods
Local Planning Mechanism	County Engineer; Flood Plain Manager
Estimated Time Frame for Completion	Completed
Estimated Cost	
Funding Sources	FEMA Map Update Program
Priority/Status	Completed A risk map project has been done recently and preliminary maps are available in the FEMA map service center.
Mitigation Action	Train local flood plain managers through programs offered through the State Flood Plain Manager and FEMA's training center in Emmitsburg, Maryland.
Goal	#1
Hazard(s) Addressed	Floods/Flash Floods
Local Planning Mechanism	Flood Plain Manager
Estimated Time Frame for Completion	2025
Estimated Cost	
Funding Sources	HMGP; ADECA
Priority/Status	High, Ongoing No action was taken during the past five years due to lack of available funding.
Mitigation Action	Maintain a library of technical assistance and guidance materials to support the local flood plain manager.
Goal	#1
Hazard(s) Addressed	Floods/Flash Floods
Local Planning Mechanism	Flood Plain Manager
Estimated Time Frame for Completion	2025
Estimated Cost	
Funding Sources	HMGP; ADECA

Priority/Status	High, Ongoing No action was taken during the past five years due to lack of available funding.
Mitigation Action	Promote the adoption of a uniform flood hazard prevention ordinance with higher regulatory standards that discourage flood plain development and seek to maintain the natural and beneficial functions of flood plains.
Goal	#1
Hazard(s) Addressed	Floods/Flash Floods
Local Planning Mechanism	Flood Plain Manager
Estimated Time Frame for Completion	2025
Estimated Cost	
Funding Sources	HMGP; ADECA
Priority/Status	High, Ongoing No action was taken during the past five years due to lack of available funding.
Mitigation Action	Consider the adoption of a uniform storm water management ordinance that maintains pre-development runoff rates.
Goal	#1
Hazard(s) Addressed	Floods/Flash Floods
Local Planning Mechanism	County Engineer
Estimated Time Frame for Completion	2025
Estimated Cost	
Funding Sources	HMGP; ADECA
Priority/Status	Medium, Ongoing No action was taken during the past five years due to lack of available funding.
Mitigation Action	Apply for and maintain membership in the CRS Program.
Goal	#1
Hazard(s) Addressed	Floods/Flash Floods
Local Planning Mechanism	County Engineer
Estimated Time Frame for Completion	2025

Estimated Cost	
Funding Sources	HMGP; ADECA; Local
Priority/Status	Low, Ongoing No action was taken during the past five years due to lack of available funding.
Mitigation Action	Continue to participate in the NFIP.
Goal	#1
Hazard(s) Addressed	Floods/Flash Floods
Local Planning Mechanism	Flood Plain Manager
Estimated Time Frame for Completion	As required
Estimated Cost	
Funding Sources	HMGP; ADECA; Local
Priority/Status	High, Ongoing St. Clair County is a participating member of the NFIP and plans to continue.
Mitigation Action	Encourage CRS communities to conduct joint public outreach programs.
Goal	#1
Hazard(s) Addressed	Floods
Local Planning Mechanism	EMA
Estimated Time Frame for Completion	Yearly
Estimated Cost	
Funding Sources	HMGP; ADECA; Local
Priority/Status	Low, Ongoing No action was taken during the past five years due to lack of available funding.
Mitigation Action	Seek funding sources, such as Community Development Block Grant funds, to assist low income homeowners with building retrofits to protect against flood damage.
Goal	#2
Hazard(s) Addressed	Floods/Flash Floods
Local Planning Mechanism	Flood Plain Manager
Estimated Time Frame for Completion	2025
Estimated Cost	

Funding Sources	CDBG; Local
Priority/Status	Low, Ongoing No action was taken during the past five years due to lack of available funding.
Mitigation Action	Provide technical assistance to owners of pre-FIRM buildings to advise on available retrofits to protect against flood damage.
Goal	#2
Hazard(s) Addressed	Floods/Flash Floods
Local Planning Mechanism	Flood Plain Manager
Estimated Time Frame for Completion	2025
Estimated Cost	
Funding Sources	HMGP; ADECA
Priority/Status	Low, Ongoing No action was taken during the past five years due to lack of available funding.
Mitigation Action	Promote the purchase of insurance coverage by property owners and renters for flooding, sinkhole, and earthquake damages in high risk areas.
Goal	#6
Hazard(s) Addressed	Floods/Flash Floods, Earthquakes, Sinkholes
Local Planning Mechanism	Flood Plain Manager; EMA
Estimated Time Frame for Completion	Yearly
Estimated Cost	
Funding Sources	Local
Priority/Status	High, Ongoing The county has posted information on their Facebook page and in Public Information presentations.
Mitigation Action	Encourage the Multiple Listing Service (MLS) to require flood plain location disclosure as a condition for each real estate listing.
Goal	#6
Hazard(s) Addressed	Floods/Flash Floods
Local Planning Mechanism	Local Government

Estimated Time Frame for Completion	2025
Estimated Cost	
Funding Sources	HMGP; Local
Priority/Status	High, Ongoing No action was taken during the past five years due to lack of available funding.
Mitigation Action	Consider the enactment of a local ordinance or state law to require flood plain location disclosure when a property is listed for sale.
Goal	#6
Hazard(s) Addressed	Floods/Flash Floods
Local Planning Mechanism	Local Government
Estimated Time Frame for Completion	2025
Estimated Cost	
Funding Sources	HMGP; ADECA
Priority/Status	High, Ongoing No action was taken during the past five years due to lack of available funding.
Mitigation Action	Distribute FEMA Publication 320- Taking Shelter from the Storm: Building a Safe Room in Your House- through building permit and inspection offices.
Goal	#6
Hazard(s) Addressed	Tornadoes, Thunderstorms, Hail
Local Planning Mechanism	Flood Plain Manager
Estimated Time Frame for Completion	2025
Estimated Cost	
Funding Sources	HMGP; Local
Priority/Status:	High, Ongoing No action was taken during the past five years due to lack of available funding.
Mitigation Action	Publicize the availability of FIRM information to real estate agents, builders, developers, and homeowners through local trade publications and newspaper announcements.
Goal	#6
Hazard(s) Addressed	Floods/Flash Floods

Local Planning Mechanism	EMA
Estimated Time Frame for Completion	2025
Estimated Cost	
Funding Sources	HMGP; Local
Priority/Status	High, Ongoing No action was taken during the past five years due to lack of available funding.
Mitigation Action	Continue the active programs and activities of the St. Clair County EMA to promote mitigation and severe weather awareness.
Goal	#6
Hazard(s) Addressed	All
Local Planning Mechanism	EMA
Estimated Time Frame for Completion	Yearly
Estimated Cost	
Funding Sources	HMGP; Local
Priority/Status	High, Ongoing St. Clair County has distributed public information materials promoting preparedness planning and actions for residents and businesses. Method: brochures, school videos; all hazard videos; newspaper ads; radio ads; football program inserts; and stadium fence sign ads. In addition: numerous newspaper articles about any subject concerning the safety and well-being of county residents, preparedness for all-hazards- especially weather safety and weather events, training activities, etc. Amateur Radio Field Day flyer; Webpage on county website; On Hold phone messages; County Health Fairs; PR items distributed – pens, notebooks, rulers, bags, etc.; Special Pops items included: Caregivers Resource Guide and Masters of Disaster kits; and submitted and/or approved all special needs newsletters/info sheets/flyers. Very active preparedness on EMA Facebook and Twitter postings of articles, charts and tables, videos, and other emergency and preparedness info & graphics. Participation in radio talk shows.
Mitigation Action	Obtain free publications from FEMA, NWS, USGS, and other federal and state agencies and deposit these materials with local libraries.

Goal	#6
Hazard(s) Addressed	All
Local Planning Mechanism	EMA
Estimated Time Frame for Completion	Yearly
Estimated Cost	
Funding Sources	Local
Priority/Status	Medium, Ongoing Animal Emergency Planning Brochures were ordered and made available to the public.
Mitigation Action	Maintain local library repositories with the latest available publications.
Goal	#6
Hazard(s) Addressed	All
Local Planning Mechanism	EMA
Estimated Time Frame for Completion	Yearly
Estimated Cost	
Funding Sources	Local
Priority/Status	Medium, Ongoing Per coordination with each library, items are made available to the public.
Mitigation Action	Distribute hazard mitigation brochures to area schools for distribution to students.
Goal	#6
Hazard(s) Addressed	All
Local Planning Mechanism	EMA
Estimated Time Frame for Completion	Yearly
Estimated Cost	
Funding Sources	Local
Priority/Status	Medium, Ongoing Brochures in the form of coloring books were distributed to schools.
Mitigation Action	Promote the use of weather radios in households and businesses.
Goal	#6

Hazard(s) Addressed	All
Local Planning Mechanism	EMA; Flood Plain Manager
Estimated Time Frame for Completion	Yearly
Estimated Cost	
Funding Sources	HMGP; Local
Priority/Status	High, Ongoing The EMA strongly promoted the use of weather alert radios on radio talk shows, during public presentations, in newspaper article and on Facebook and Twitter.
Mitigation Action	Seek technical assistance through the Alabama Cooperative Extension System with Best Management Practices (BMPs) for channel and drainage system maintenance.
Goal	#3
Hazard(s) Addressed	Flood
Local Planning Mechanism	County Engineer
Estimated Time Frame for Completion	2025
Estimated Cost	
Funding Sources	HMGP
Priority/Status	Medium, Ongoing No action was taken during the past five years due to lack of available funding.
Mitigation Action	Support the Alabama Skywarn Foundation efforts to distribute weather radios to low- income households, especially in rural areas outside of siren coverage areas.
Goal	#5
Hazard(s) Addressed	All
Local Planning Mechanism	EMA
Estimated Time Frame for Completion	Yearly
Estimated Cost	
Funding Sources	HMGP; ADECA; Local

Priority/Status	High, Ongoing The EMA is not aware of any weather alert radios being distributed in St. Clair County by the Alabama Skywarn Foundation; however, St. Clair County EMA actively promotes that every home and business have an emergency alert radio through various medians, including presentations and radio/television interviews.
Mitigation Action	Purchase, install, and test emergency warning sirens, as needed. Upgrade existing equipment as needed.
Goal	#3
Hazard(s) Addressed	All
Local Planning Mechanism	EMA
Estimated Time Frame for Completion	Completed
Estimated Cost	
Funding Sources	\$25 K HMGP/ADECA
Priority/Status	High, No longer relevant In 2005 and 2006, St. Clair County used HMGP funds to install 8 Vortex Sirens and 1 Tone Only Vortex Siren. In 2010, St. Clair County upgraded 25 sirens from WPS 2800 to WPS 2900 series. In 2012, St. Clair County sent county employees to Whelen to learn basic siren maintenance to reduce overall maintenance cost and to be able to more quickly address siren issues. St. Clair County purchased a bucket truck and tools to perform maintenance on siren systems.
Mitigation Action	Maintain and test emergency warning sirens as needed.
Goal	#3
Hazard(s) Addressed	All
Local Planning Mechanism	EMA
Estimated Time Frame for Completion	2025
Estimated Cost	
Funding Sources	\$25K HMGP/ADECA
Priority/Status	High, New St Clair County will now only maintain and test the current inventory of sirens until they are no longer repairable locally (by County personnel). A public information campaign encouraging citizens to utilize

	<p>other means of receiving warnings is being pursued during this transition.</p> <p>Sirens are no longer reliable. Funding is being pursued for a mass notification system to warn the citizens of our county.</p>
Mitigation Action	Purchase emergency generators for post-disaster mitigation and conduct routine tests on backup generators for all critical facilities.
Goal	#3
Hazard(s) Addressed	All
Local Planning Mechanism	EMA
Estimated Time Frame for Completion	Completed
Estimated Cost	
Funding Sources	HMGP; ADECA
Priority/Status	<p>High, No longer relevant</p> <p>St. Clair County acquired several generators over the years and the municipalities have also. The County EMA maintains six (6) portable generators, four of which have light towers for use at needed locations following a disaster/emergency. Full generators support critical infrastructure/facilities such as: The County Administration Annex, City of Springville, and the City of Pell City. A generator was also acquired/installed by the Coosa Valley Water Supply. Several shelter sites have generator back-up.</p>
Mitigation Action	Maintain emergency generators for post- disaster mitigation and conduct routine tests on backup generators for all critical facilities.
Goal	#5
Hazard(s) Addressed	All
Local Planning Mechanism	EMA
Estimated Time Frame for Completion	2025
Estimated Cost	
Funding Sources	HMGP; ADECA
Priority/Status	High, New
Mitigation Action	Encourage the construction of safe rooms in new public buildings, such as new schools, libraries,

	community centers, and other public buildings where feasible.
Goal	#4
Hazard(s) Addressed	Tornadoes, Thunderstorms, Hail
Local Planning Mechanism	EMA; Local Governments
Estimated Time Frame for Completion	Yearly
Estimated Cost	
Funding Sources	HMGP; ADECA
Priority/Status	High, Ongoing Municipalities and schools are strongly encouraged to install storm shelters and community safe rooms. Several community safe rooms and storm shelters were installed by schools and municipalities. Recent completions are: CEPA Center in Pell City, Margaret, Springville. Argo has applied for and been awarded a grant to install a community safe shelter. A complete list of current community safe shelters is posted on the EMA page of the County website, on an interactive map on the county website, and on the EMA FB page.
Mitigation Action	Continue program to subsidize safe room construction in existing homes.
Goal	#4
Hazard(s) Addressed	Tornadoes, Thunderstorms, Hail
Local Planning Mechanism	EMA
Estimated Time Frame for Completion	Yearly
Estimated Cost	
Funding Sources	HMGP; ADECA
Priority/Status	High, Ongoing In 2011/2012, St. Clair County applied for and was awarded 7 HMGP Individual Safe Shelter grants. They are completed. No more grants awarded since that time.
Mitigation Action	Construct freestanding public safe rooms in vulnerable locations.
Goal	#4
Hazard(s) Addressed	Tornadoes, Thunderstorms, Hail
Local Planning Mechanism	EMA
Estimated Time Frame for Completion	Yearly as funding is available

Estimated Cost	
Funding Sources	HMGP; ADECA
Priority/Status	Low, Ongoing St. Clair County EMA keeps a good library of current vendors/suppliers and installers of individual safe rooms & makes this info available to the public. EMA staff promote the idea of building safe rooms, especially for new construction homebuilders by the standard public information education initiatives.
Mitigation Action	Encourage the construction of safe rooms in new and existing construction.
Goal	#4
Hazard(s) Addressed	Tornadoes, Thunderstorms, Hail
Local Planning Mechanism	EMA
Estimated Time Frame for Completion	Yearly as funding is available
Estimated Cost	
Funding Sources	HMGP; ADECA
Priority/Status	High, Ongoing St. Clair County EMA keeps a good library of current vendors/suppliers and installers of individual safe rooms & makes this info available to the public. EMA staff promote the idea of building safe rooms, especially for new construction homebuilders by the standard public information education initiatives.
Mitigation Action	Continue to provide adequate safe rooms and community shelters.
Goal	#4
Hazard(s) Addressed	Tornadoes, Thunderstorms, Hail
Local Planning Mechanism	EMA
Estimated Time Frame for Completion	Yearly as funding is available
Estimated Cost	
Funding Sources	HMGP; ADECA; Local

Priority/Status	High, Ongoing During every single public information/education presentation, EMA staff encourage each city/community & Fire Departments in the county to work towards funding for adequate safe rooms/community shelters. Currently, we only have three cities that do not have a community safe room. Ashville, Moody and Ragland. Ashville and Ragland do have facilities with basements identified for citizens to take shelter. Moody has no safe shelter identified – no church with a basement.
Mitigation Action	Identify feasible structural projects to reduce flood damages along at problem areas throughout the county, in particular, the Trout Creek area along Hwy. 144 and the Hwy. 411 area in Odenville.
Goal	#4
Hazard(s) Addressed	Floods/Flash Floods
Local Planning Mechanism	County Engineer
Estimated Time Frame for Completion	2025
Estimated Cost	
Funding Sources	HMGP; Local
Priority/Status	High, Ongoing No action was taken during the past five years due to lack of available funding.
Mitigation Action	Prepare and implement standard operating procedures for drainage system maintenance.
Goal	#4
Hazard(s) Addressed	Floods/Flash Floods
Local Planning Mechanism	County Engineer
Estimated Time Frame for Completion	2025
Estimated Cost	
Funding Sources	Local
Priority/Status B	Medium, Ongoing No action was taken during the past five years due to lack of available funding.

Mitigation	Install security measures at educational facilities
Goal	#1
Hazard(s)	Manmade
Local Planning Mechanism	St. Clair Co. BOE
Estimated Time Frame	One year from funding availability
Estimated	\$500,000
Funding	Local; HMGP
Priority/Status	Medium, New
Mitigation Action	Purchase emergency generators for post- disaster mitigation and conduct routine tests on backup generators for all critical educational facilities.
Goal	#5
Hazard(s) Addressed	All
Local Planning Mechanism	EMA
Estimated Time Frame for Completion	2025
Estimated Cost	\$25,000 each
Funding Sources	HMGP; ADECA
Priority/Status	High, New
Mitigation Action	Encourage the construction of safe rooms within new school buildings, where feasible.
Goal	#4
Hazard(s) Addressed	Tornadoes, Thunderstorms, Hail
Local Planning Mechanism	EMA; Local Governments
Estimated Time Frame for Completion	One year from funding availability
Estimated Cost	
Funding Sources	HMGP; ADECA
Priority/Status	High, New
Mitigation Action	Continue program to subsidize safe room construction in existing schools. Construct storm retrofits to educational buildings
Goal	#4
Hazard(s) Addressed	Tornadoes, Thunderstorms, Hail
Local Planning Mechanism	EMA
Estimated Time Frame for Completion	One year from funding availability
Estimated Cost	\$400,000 each
Funding Sources	HMGP; ADECA

Priority/Status	High, New
Mitigation Action	Install freestanding public safe rooms in vulnerable locations.
Goal	#4
Hazard(s) Addressed	Tornadoes, Thunderstorms, Hail
Local Planning Mechanism	EMA
Estimated Time Frame for Completion	One year from funding availability
Estimated Cost	\$100,000 - \$125,000 each
Funding Sources	HMGP; ADECA
Priority/Status	Low, New
Mitigation Action	Encourage the construction of storm shelters in new and existing construction. Construct/install individual storm shelters to educational buildings.
Goal	#4
Hazard(s) Addressed	Tornadoes, Thunderstorms, Hail
Local Planning Mechanism	EMA
Estimated Time Frame for Completion	One year from funding availability
Estimated Cost	\$5,000 each
Funding Sources	HMGP; ADECA
Priority/Status	High, New
Mitigation Action	Install security measures at St. Vincent's St. Clair
Goal	#1
Hazard(s) Addressed	Manmade
Local Planning Mechanism	St. Vincent's St. Clair
Estimated Time Frame for Completion	One year from funding availability
Estimated Cost	\$500,000
Funding Sources	Local; HMGP
Priority/Status	Medium, New
Mitigation Action	Purchase emergency generators for post- disaster mitigation and conduct routine tests on backup generators for all critical medical facilities.
Goal	#5
Hazard(s) Addressed	All
Local Planning Mechanism	EMA
Estimated Time Frame for Completion	2025
Estimated Cost	\$25,000 each
Funding Sources	HMGP; ADECA
Priority/Status	High, New

Mitigation Action	Construct storm retrofits to medical buildings
Goal	#4
Hazard(s) Addressed	Thunderstorms, Tornados, High and Strong Winds
Local Planning Mechanism	St. Vincent's St. Clair
Estimated Time Frame for Completion	One year from funding availability
Estimated Cost	\$400,000 each
Funding Sources	Grants, local
Priority/Status	Medium, New

City of Argo's Mitigation Actions

Mitigation Action	Detailed plans and targeted studies.
Goal	#1
Hazard(s) Addressed	Floods/Flash Floods
Local Planning Mechanism	County Engineer; Flood Plain Manager
Estimated Time Frame for Completion	Completed
Estimated Cost	
Funding Sources	FEMA Map Update Program
Priority/Status	Completed A risk map project has been done recently and preliminary maps are available in the FEMA map service center.
Mitigation Action	Consider the adoption of a uniform storm water management ordinance that maintains pre-development runoff rates.
Goal	#1
Hazard(s) Addressed	Floods/Flash Floods
Local Planning Mechanism	Flood Plain Manager
Estimated Time Frame for Completion	2025
Estimated Cost	
Funding Sources	HMGP; ADECA
Priority/Status	High, Ongoing No action was taken during the past five years due to lack of available funding.
Mitigation Action	Continue to participate in the NFIP
Goal	#1
Hazard(s) Addressed	Floods/Flash Floods
Local Planning Mechanism	Flood Plain Manager
Estimated Time Frame for Completion	N/A
Estimated Cost	
Funding Sources	HMGP; ADECA; Local
Priority/Status	High, Ongoing Argo is a participating member of the NFIP and plans to continue.

Mitigation Action	Provide technical assistance to owners of pre-FIRM buildings to advise on available retrofits to protect against flood damage.
Goal	#2
Hazard(s) Addressed	Floods/Flash Floods
Local Planning Mechanism	Flood Plain Manager
Estimated Time Frame for Completion	2025
Estimated Cost	
Funding Sources	HMGP; ADECA
Priority/Status	Low, Ongoing No action was taken during the past five years due to lack of available funding.
Mitigation Action	Promote the purchase of insurance coverage by property owners and renters for flooding, sinkhole, and earthquake damages in high risk areas.
Goal	#6
Hazard(s) Addressed	Floods/Flash Floods, earthquakes, Sinkholes
Local Planning Mechanism	Flood Plain Manager; EMA
Estimated Time Frame for Completion	Yearly
Estimated Cost	
Funding Sources	Local
Priority/Status	High, Ongoing The county has posted information on their Facebook page and in Public Information presentations.
Mitigation Action	Distribute FEMA Publication 320 – Taking Shelter from the Storm: Building a Safe Room in your House – through building permit and inspection offices.
Goal	#6
Hazard(s) Addressed	Tornadoes, Thunderstorms, Hail
Local Planning Mechanism	Flood Plain Manager
Estimated Time Frame for Completion	2025
Estimated Cost	
Funding Sources	HMGP; Local

Priority/Status	High, Ongoing No action was taken during the past five years due to lack of available funding.
Mitigation Action	Continue the active programs and activities of the St. Clair County EMA to promote mitigation and severe weather awareness.
Goal	#6
Hazard(s) Addressed	All
Local Planning Mechanism	EMA
Estimated Time Frame for Completion	Yearly
Estimated Cost	
Funding Sources	HMGP; Local
Priority/Status	High, Ongoing The St. Clair County EMA covered this action during the past five years. St. Clair County has distributed public information materials for the CSEPP Campaign to include: brochures in English and Spanish; zone maps; school brochures; school videos; all hazard videos; newspaper ads; television ads; radio ads; I-20 billboard; football program ads; and stadium fence sign ads. In addition: numerous newspaper articles about any subject concerning the safety and well-being of county residents, especially weather safety and weather events, CSEPP activities, hazardous materials accidents, training activities, etc.; full page newspaper ad (Be Prepared); Duran Jr. High volleyball team flyer; church flyer, Are You Prepared?; Food World pharmacy bags; Amateur Radio Field Day flyer; Webpage on county website; On Hold phone messages; county newsletter; Emergency Information Guide; 72 & You logo design; County Health Fairs; PR items distributed – pens, notebooks, rulers, bags, etc.; Special Pops items included: Caregivers Resource Guide and Masters of Disaster kits; and submitted and/or approved all special needs newsletters/info sheets/flyers. Facebook and Twitter postings of articles, charts and tables, and other emergency and

	preparedness information. Participation in radio talk shows.
Mitigation Action	Obtain free publications from FEMA, NWS, USGS, and other federal and state agencies and deposit these materials with local libraries.
Goal	#6
Hazard(s) Addressed	All
Local Planning Mechanism	EMA
Estimated Time Frame for Completion	Yearly
Estimated Cost	
Funding Sources	Local
Priority/Status	Medium, Ongoing The St. Clair County EMA covered this action response during the past five years. Animal Emergency Planning Brochures were ordered and made available to the public.
Mitigation Action	Maintain local library repositories with the latest available publications.
Goal	#6.
Hazard(s) Addressed	All
Local Planning Mechanism	EMA
Estimated Time Frame for Completion	Yearly
Estimated Cost	
Funding Sources	Local
Priority/Status	Medium, Ongoing Per coordination with each library, items are made available to the public.
Mitigation Action	Distribute hazard mitigation brochures to area schools for distribution to students
Goal	#6
Hazard(s) Addressed	All
Local Planning Mechanism	EMA
Estimated Time Frame for Completion	Yearly
Estimated Cost	
Funding Sources	Local

Priority/Status	Medium, Ongoing The St. Clair County EMA covered this action response during the past five years. Brochures in the form of coloring books were distributed to schools.
Mitigation Action	Promote the use of weather radios in households and businesses
Goal	#6
Hazard(s) Addressed	All
Local Planning Mechanism	EMA; Flood Plain Manager
Estimated Time Frame for Completion	Yearly
Estimated Cost	
Funding Sources	HMGP; Local
Priority/Status	High, Ongoing The St. Clair County EMA covered this action during the past five years. Weather Alert Radios were distributed to all residents of St. Clair County as part of the 2009 CSEP Program Closeout. Radios were distributed until depleted in 2013. The EMA strongly promoted the use of weather alert radios on radio talk shows, during public presentations, in newspaper article and on Facebook and Twitter.
Mitigation Action	Seek technical assistance through the Alabama Cooperative Extension System with Best Management Practices (BMP's) for channel and drainage system maintenance.
Goal	#3
Hazard(s) Addressed	Flood
Local Planning Mechanism	County Engineer
Estimated Time Frame for Completion	2025
Estimated Cost	
Funding Sources	HMGP
Priority/Status	Medium, Ongoing No action was taken during the past five years due to lack of available funding.

Mitigation Action	Support the Alabama Skywarn Foundation efforts to distribute weather radios to low-income households, especially in rural areas outside of siren coverage areas.
Type	Emergency Services Protection
Goal	#5
Hazard(s) Addressed	All
Local Planning Mechanism	EMA
Estimated Time Frame for Completion	Yearly
Estimated Cost	
Funding Sources	HMGP; ADECA; Local
Priority/Status	High, Ongoing The St. Clair County EMA covered this action response during the past five years. The EMA is not aware of any weather alert radios being distributed in St. Clair County by the Alabama Skywarn Foundation; however, St. Clair County EMA distributed these radios to all residents of the county as part of the CSEP Program Closeout in 2009 and 2010 until the stock was depleted in 2013.
Mitigation Action	Purchase, install, and test emergency warning sirens, as needed. Upgrade existing equipment as needed.
Goal	#5
Hazard(s) Addressed	All
Local Planning Mechanism	EMA
Estimated Time Frame for Completion	Ongoing
Estimated Cost	
Funding Sources	\$25K HMGP/ ADECA
Priority/Status	High, Ongoing In 2005 and 2006, St. Clair County used HMGP funds to install 8 Vortex Sirens and 1 Tone Only Vortex Siren. In 2010, St. Clair County upgraded 25 sirens from WPS 2800 to WPS 2900 series. In 2012, St. Clair County sent county employees to Whelen to learn basic siren maintenance to reduce overall maintenance cost and to be able to more quickly address siren issues. St. Clair County purchased a bucket truck and tools to perform maintenance on siren systems.

Mitigation Action	Purchase emergency generators for post-disaster mitigation and conduct routine tests on backup generators for all critical facilities, to include fire stations
Goal	#5
Hazard(s) Addressed	All
Local Planning Mechanism	EMA
Estimated Time Frame for Completion	Yearly as funding becomes available
Estimated Cost	
Funding Sources	HMGP; ADECA
Priority/Status	High, Ongoing No action was taken during the past five years due to lack of available funding.
Mitigation Action	Encourage the construction of safe rooms within new public buildings, such as new schools, libraries, community centers, and other public buildings where feasible.
Goal	#4
Hazard(s) Addressed	Tornadoes, Thunderstorms, Hail
Local Planning Mechanism	EMA; Local Governments
Estimated Time Frame for Completion	Yearly as funding becomes available
Estimated Cost	
Funding Sources	HMGP; ADECA
Priority/Status	High, Ongoing No action was taken during the past five years due to lack of available funding.

Mitigation Action	Continue program to subsidize safe room construction in existing homes.
Goal	#4
Hazard(s) Addressed	Tornadoes, Thunderstorms, Hail
Local Planning Mechanism	EMA
Estimated Time Frame for Completion	Yearly as funding becomes available
Estimated Cost	
Funding Sources	HMGP; ADECA
Priority/Status	High, Ongoing No action was taken during the past five years due to lack of available funding.
Mitigation Action	Construct freestanding public community safe rooms in vulnerable locations
Goal	#4
Hazard(s) Addressed	Tornadoes, Thunderstorms, Hail
	New
Local Planning Mechanism	EMA
Estimated Time Frame for Completion	Yearly as funding becomes available
Estimated Cost	
Funding Sources	HMGP; ADECA
Priority/Status	Low, Ongoing A community safe room was installed using HMGP funding.
Mitigation Action	Encourage the construction/installation of safe rooms in new and existing construction, to include the fire stations and police stations
Goal	#4
Hazard(s) Addressed	Tornadoes, Thunderstorms, Hail
Local Planning Mechanism	EMA
Estimated Time Frame for Completion	Yearly as funding becomes available
Estimated Cost	
Funding Sources	HMGP; ADECA
Priority/Status	High, Ongoing No action was taken during the past five years due to lack of available funding.

Mitigation Action	Continue to provide adequate safe rooms and community shelters
Goal	#4
Hazard(s) Addressed	Tornadoes, Thunderstorms, Hail
Local Planning Mechanism	
Estimated Time Frame for Completion	Yearly as funding becomes available
Estimated Cost	
Funding Sources	HMGP; ADECA; Local
Priority/Status	High, Ongoing No action was taken during the past five years due to lack of available funding.
Mitigation Action	Prepare and implement standard operating procedures for drainage system maintenance. Particularly, the Argo Margaret Road's (County Road 6) main exit for the entire corner of the county needs to be widened and overhead foliage removed.
Goal	#4
Hazard(s) Addressed	Floods/Flash Floods
Local Planning Mechanism	County Engineer
Estimated Time Frame for Completion	2025
Estimated Cost	
Funding Sources	Local
Priority/Status	Medium, Ongoing No action was taken during the past five years due to lack of available funding.

City of Asheville's Mitigation Actions	
Mitigation Action	Seek an update of all FIRM'S in digital format, with an emphasis on detailed studies of developed and developing areas with elevations provided and floodways delineated.
Goal	#1
Hazard(s) Addressed	Floods/Flash Floods
Local Planning Mechanism	County Engineer; Flood Plain Manager
Estimated Time Frame for Completion	Completed
Estimated Cost	
Funding Sources	FEMA Map Update Program
Priority/Status	Completed A risk map project has been done recently and preliminary maps are available in the FEMA map service center.
Mitigation Action	Train local flood plain managers through programs offered through the State Flood Plain Manager and FEMA'S training center in Emmitsburg, Maryland.
Goal	#1
Hazard(s) Addressed	Floods/Flash Floods
Local Planning Mechanism	Flood Plain Manager
Estimated Time Frame for Completion	2025
Estimated Cost	
Funding Sources	HMGP; ADECA; Local
Priority/Status	High, Ongoing No action was taken during the past five years due to lack of available funding.
Mitigation Action	Maintain a library of technical assistance and guidance materials to support the local flood plain manager.
Goal	#1
Hazard(s) Addressed	Floods/Flash Floods
Local Planning Mechanism	Flood Plain Manager
Estimated Time Frame for Completion	2025
Estimated Cost	
Funding Sources	HMGP; ADECA; Local
Priority/Status	High, Ongoing No action was taken during the past five years due to lack of available funding.

Mitigation Action	Promote the adoption of a uniform flood hazard prevention ordinance with higher regulatory standards that discourage flood plain development and seek to maintain the natural and beneficial functions of flood plains
Goal	#1
Hazard(s) Addressed	Floods/Flash Floods
Local Planning Mechanism	Flood Plain Manager
Estimated Time Frame for Completion	2025
Estimated Cost	
Funding Sources	HMGP; ADECA
Priority/Status	Medium, Ongoing No action was taken during the past five years due to lack of available funding.
Mitigation Action	Consider the adoption of a uniform storm water management ordinance that maintains pre-development runoff rates
Goal	#1
Hazard(s) Addressed	Floods/Flash Floods
Local Planning Mechanism	County Engineer
Estimated Time Frame for Completion	2025
Estimated Cost	
Funding Sources	HMGP; ADECA
Priority/Status	High, Ongoing No action was taken during the past five years due to lack of available funding.
Mitigation Action	Apply for and maintain membership in the CRS Program.
Goal	#1
Hazard(s) Addressed	Floods/Flash Floods
Local Planning Mechanism	County Engineer
Estimated Time Frame for Completion	2025
Estimated Cost	
Funding Sources	HMGP; ADECA; local
Priority/Status	Medium, Ongoing No action was taken during the past five years due to lack of available funding.

Mitigation Action	Continue to participate in the NFIP
Goal	#1
Hazard(s) Addressed	Floods/Flash Floods
Local Planning Mechanism	Flood Plain Manager
Estimated Time Frame for Completion	2025
Estimated Cost	
Funding Sources	HMGP; ADECA; Local
Priority/Status	High, Ongoing Asheville is a participating member of the NFIP and plans to continue.
Mitigation Action	Evaluate building code standards for roof construction to assure protection against wind damage from hurricanes, tornadoes, and windstorms; require installation of “hurricane clips”
Goal	#1
Hazard(s) Addressed	Thunderstorms, Tornadoes, Hurricanes, Tropical Storms, Tropical Depressions, High Winds, Strong Winds
Local Planning Mechanism	Local Government
Estimated Time Frame for Completion	2025
Estimated Cost	
Funding Sources	Local
Priority/Status	High, Ongoing No action was taken during the past five years due to lack of available funding.
Mitigation Action	Promote good construction practices and proper code enforcement to eliminate most structural problems during natural hazard events
Goal	#1
Hazard(s) Addressed	All
Local Planning Mechanism	Local Government
Estimated Time Frame for Completion	2025
Estimated Cost	
Funding Sources	Local
Priority/Status	High, Ongoing No action was taken during the past five years due to lack of available funding.

Mitigation Action	Seek funding sources, such as Community Development Block Grant funds, to assist low income homeowners with building retrofits to protect against flood damage
Goal	#2
Hazard(s) Addressed	Floods/Flash Floods
Local Planning Mechanism	Flood Plain Manager
Estimated Time Frame for Completion	2025
Estimated Cost	
Funding Sources	CDBG; ADECA; Local
Priority/Status	Medium, Ongoing No action was taken during the past five years due to lack of available funding.
Mitigation Action	Provide technical assistance to owners of pre-FIRM buildings to advise on available retrofits to protect against flood damage
Goal	#2
Hazard(s) Addressed	Floods/Flash Floods
Local Planning Mechanism	Flood Plain Manager
Estimated Time Frame for Completion	2025
Estimated Cost	
Funding Sources	HMGP; ADECA; Local
Priority/Status	Low, Ongoing No action was taken during the past five years due to lack of available funding.
Mitigation Action	Promote the purchase of insurance coverage by property owners and renters for flooding, sinkhole, and earthquake damages in high risk areas.
Goal	#6
Hazard(s) Addressed	Floods/Flash Floods, Earthquakes, Sinkholes
Local Planning Mechanism	Flood Plain Manager; EMA
Estimated Time Frame for Completion	Yearly
Estimated Cost	
Funding Sources	Local
Priority/Status	High, Ongoing The county has posted information on their Facebook page and in Public Information presentations.

Mitigation Action	Encourage the Multiple Listing Service (MLS) to require Flood Plain location disclosure as a condition for each real estate listing.
Goal	#6
Hazard(s) Addressed	Floods/Flash Floods
Local Planning Mechanism	Local Government
Estimated Time Frame for Completion	2025
Estimated Cost	
Funding Sources	HMGP; Local
Priority/Status	High, Ongoing No action was taken during the past five years due to lack of available funding.
Mitigation Action	Distribute FEMA Publication 320– Taking Shelter from the Storm: Building a safe room in your house– through building permit and inspection offices.
Goal	#6
Hazard(s) Addressed	Thunderstorms, Tornadoes, Hurricanes, Tropical Storms, Tropical Depressions, High Winds, Strong Winds
Local Planning Mechanism	EMA
Estimated Time Frame for Completion	2025
Estimated Cost	
Funding Sources	Local; HMGP
Priority/Status	Low, Ongoing No action was taken during the past five years due to lack of available funding.
Mitigation Action	Publicize the availability of FIRM information to real estate agents, builders, developers, and homeowners through local trade publications and newspaper announcements.
Goal	#6
Hazard(s) Addressed	Floods/Flash Floods
Local Planning Mechanism	EMA
Estimated Time Frame for Completion	2025
Estimated Cost	
Funding Sources	HMGP; Local

Priority/Status	Medium, Ongoing No action was taken during the past five years due to lack of available funding.
Mitigation Action	Continue the active programs and activities of the St. Clair County EMA to promote mitigation and severe weather awareness.
Goal	#6
Hazard(s) Addressed	All
Local Planning Mechanism	EMA
Estimated Time Frame for Completion	2025
Estimated Cost	
Funding Sources	HMGP; Local
Priority/Status	High, Ongoing St. Clair County EMA provided this action response. St. Clair County has distributed public information materials for the CSEPP Campaign to include: brochures in English and Spanish; zone maps; school brochures; school videos; all hazard videos; newspaper ads; television ads; radio ads; I-20 billboard; football program ads; and stadium fence sign ads. In addition: numerous newspaper articles about any subject concerning the safety and well-being of county residents, especially weather safety and weather events, CSEPP activities, hazardous materials accidents, training activities, etc.; full page newspaper ad (Be Prepared); Duran Jr. High volleyball team flyer; church flyer, Are You Prepared?; Food World pharmacy bags; Amateur Radio Field Day flyer; Webpage on county website; On Hold phone messages; county newsletter; Emergency Information Guide; 72 & You logo design; County Health Fairs; PR items distributed – pens, notebooks, rulers, bags, etc.; Special Pops items included: Caregivers Resource Guide and Masters of Disaster kits; and submitted and/or approved all special needs newsletters/info sheets/flyers. Facebook and Twitter postings of articles, charts and tables, and other emergency and preparedness information. Participation in radio talk shows.

Mitigation Action	Obtain free publications from FEMA, NWS, USGS, and other federal and state agencies and deposit these materials with local libraries.
Goal	#6
Hazard(s) Addressed	All
Local Planning Mechanism	EMA
Estimated Time Frame for Completion	2025
Estimated Cost	
Funding Sources	Local
Priority/Status	Medium, Ongoing St. Clair County EMA provided this action response. Animal Emergency Planning Brochures were ordered and made available to the public.
Mitigation Action	Maintain local library repositories with the latest available publications.
Goal	#6
Hazard(s) Addressed	All
Local Planning Mechanism	EMA
Estimated Time Frame for Completion	2025
Estimated Cost	
Funding Sources	Local
Priority/Status	Low, Ongoing Per coordination with each library, items are made available to the public.
Mitigation Action	Distribute hazard mitigation brochures to area schools for distribution to students.
Goal	#6
Hazard(s) Addressed	All
Local Planning Mechanism	EMA
Estimated Time Frame for Completion	2025
Estimated Cost	
Funding Sources	Local
Priority/Status	Medium, Ongoing St. Clair County EMA provided this action. Brochures in the form of coloring books were distributed to schools.

Mitigation Action	Promote the use of weather radios in households and businesses
Goal	#6
Hazard(s) Addressed	All
Local Planning Mechanism	EMA; Flood Manager
Estimated Time Frame for Completion	2025
Estimated Cost	
Funding Sources	HMGP; Local
Priority/Status	High, Ongoing The St. Clair County EMA provided this action response. Weather Alert Radios were distributed to all residents of St. Clair County as part of the 2009 CSEP Program Closeout. Radios were distributed until depleted in 2013. The EMA strongly promoted the use of weather alert radios on radio talk shows, during public presentations, in newspaper article and on Facebook and Twitter.
Mitigation Action	Seek technical assistance through the Alabama Cooperative Extension System with Best management practices (BMPs) for channel and drainage system maintenance.
Goal	#3
Hazard(s) Addressed	All
Local Planning Mechanism	County Engineer
Estimated Time Frame for Completion	2025
Estimated Cost	
Funding Sources	HMGP
Priority/Status	High, Ongoing No action was taken during the past five years due to lack of available funding.
Mitigation Action	Support the Alabama Skywarn Foundation efforts to distribute weather radios to low-income households, especially in rural areas outside of siren coverage areas.
Goal	#5
Hazard(s) Addressed	All
Local Planning Mechanism	EMA
Estimated Time Frame for Completion	2025
Estimated Cost	
Funding Sources	HMPG; ADECA; Local

Priority/Status	High, Ongoing The EMA is not aware of any weather alert radios being distributed in St. Clair County by the Alabama Skywarn Foundation; however, St. Clair County EMA distributed these radios to all residents of the county as part of the CSEP Program Closeout in 2009 and 2010 until the stock was depleted in 2013.
Mitigation Action	Purchase, install, and test emergency warning sirens, as needed. Upgrade existing equipment as needed.
Goal	#5
Hazard(s) Addressed	All
	New and Existing
Local Planning Mechanism	EMA
Estimated Time Frame for Completion	2025
Estimated Cost	\$30,000 each
Funding Sources	\$25K HGMP/ADECA
Priority/Status	High, Ongoing In 2005 and 2006, St. Clair County used HMGP funds to install 8 Vortex Sirens and 1 Tone Only Vortex Siren. In 2010, St. Clair County upgraded 25 sirens from WPS 2800 to WPS 2900 series. In 2012, St. Clair County sent county employees to Whelen to learn basic siren maintenance to reduce overall maintenance cost and to be able to more quickly address siren issues. St. Clair County purchased a bucket truck and tools to perform maintenance on siren systems.
Mitigation Action	Purchase emergency generators for post-disaster mitigation and conduct routine tests on backup generators for all critical facilities
Goal	#5
Hazard(s) Addressed	All
Local Planning Mechanism	EMA
Estimated Time Frame for Completion	2025
Estimated Cost	\$5,000 each
Funding Sources	HMGP; ADECA
Priority/Status	High, Ongoing

	No action was taken during the past five years due to lack of available funding.
Mitigation Action	Encourage the construction of safe rooms within new public buildings, such as new schools, libraries, community centers, and other public buildings where feasible.
Goal	#4
Hazard(s) Addressed	Tornadoes, Thunderstorms, Hail
Local Planning Mechanism	EMA; Local Governments
Estimated Time Frame for Completion	2025
Estimated Cost	
Funding Sources	HMGP; ADECA
Priority/Status	High, Ongoing Local government and education were strongly encouraged to install storm shelters and community safe rooms.
Mitigation Action	Continue program to subsidize safe room construction in existing homes.
Goal	#4
Hazard(s) Addressed	Tornadoes, Thunderstorms, Hail
Local Planning Mechanism	EMA
Estimated Time Frame for Completion	2025
Estimated Cost	\$5,000 - \$10,000 each
Funding Sources	HMGP; ADECA
Priority/Status	High, Ongoing St. Clair County EMA provided this action response. In 2011/2012, St. Clair County applied for and was awarded 7 HMGP Individual Storm Shelter grants resulting in 69 approved individual storm shelter applications. 47 of the 69 approved shelters have been installed as of March 2014. These shelters went into existing homes, outside of existing homes (in-ground), and in new homes.
Mitigation Action	Construct freestanding public community safe rooms in vulnerable locations.
Goal	#4
Hazard(s) Addressed	Tornadoes, Thunderstorms, Hail
Local Planning Mechanism	EMA

Estimated Time Frame for Completion	2025
Estimated Cost	\$150,000 each
Funding Sources	HMGP; ADECA
Priority/Status	High, Ongoing No action was taken during the past five years due to lack of available funding.
Mitigation Action	Encourage the construction of safe rooms in new and existing construction.
Goal	#4
Hazard(s) Addressed	Tornadoes, Thunderstorms, Hail
Local Planning Mechanism	EMA
Estimated Time Frame for Completion	2025
Estimated Cost	\$5,000 - \$10,000
Funding Sources	HMGP; ADECA
Priority/Status	High, Ongoing St. Clair County EMA provided this action response. Strong media push to make residents aware of HMGP Storm Shelter grants as well as the importance of having a storm shelter were made on the radio and during public presentations, in newspaper articles, and posts on Facebook. In 2011/2012, St. Clair County applied for and was awarded 7 HMGP Individual Storm Shelter grants resulting in 69 approved individual storm shelter applications. 47 of the 69 approved shelters have been installed as of March 2014. These shelters went into existing homes, outside of existing homes (in-ground), and in new homes.
Mitigation Action	Continue to provide adequate storm shelters and community shelters
Goal	#4
Hazard(s) Addressed	Tornadoes, Thunderstorms, Hail
Local Planning Mechanism	Local Government; EMA
Estimated Time Frame for Completion	2025
Estimated Cost	\$5,000 - \$150,000 each
Funding Sources	HMGP; ADECA; Local

Priority/Status	High, Ongoing In 2011/2012, St. Clair County applied for and was awarded 7 HMGP Individual Storm Shelter grants resulting in 69 approved individual storm shelter applications. 47 of the 69 approved shelters have been installed as of March 2014. These shelters went into existing homes, outside of existing homes (in-ground), and in new homes. No community safe rooms were constructed/installed.
Mitigation Action	Prepare and implement standard operating procedures for drainage system maintenance.
Goal	#4
Hazard(s) Addressed	Floods/Flash Floods
Local Planning Mechanism	County Engineer
Estimated Time Frame for Completion	2025
Estimated Cost	
Funding Sources	Local
Priority/Status	High, Ongoing No action was taken during the past five years due to lack of available funding.

City of Margaret's Mitigation Actions

Mitigation Action	Seek a county update of all FIRMs in digital format, with an emphasis on detailed studies of developed and developing areas with elevations provided and floodways delineated.
Goal	#1
Hazard(s) Addressed	Floods/Flash Floods
Local Planning Mechanism	County Engineer; Flood Plain Manager
Estimated Time Frame for Completion	Completed
Estimated Cost	
Funding Sources	FEMA Map Update Program
Priority/Status	Completed A risk map project has been done recently and preliminary maps are available in the FEMA map service center.
Mitigation Action	
	Enact a flood hazard prevention ordinance and establish Margaret as regular members of the NFIP.
Goal	#1
Hazard(s) Addressed	Flood/Flash Floods
Local Planning Mechanism	Flood Plain Manager
Estimated Time Frame for Completion	Completed
Estimated Cost	
Funding Sources	
Priority/Status	Completed Margaret is a member of the NFIP and has a flood prevention ordinance.
Mitigation Action	
	Consider the adoption of a uniform storm water management ordinance that maintains predevelopment runoff rates.
Goal	#1
Hazard(s) Addressed	Floods/Flash Floods
Local Planning Mechanism	County Engineer
Estimated Time Frame for Completion	2025
Estimated Cost	
Funding Sources	HMGP; ADECA
Priority/Status	High, Ongoing No action was taken during the past five years due to lack of available funding.

Mitigation Action	Make application and/or commit to participate in the NFIP.
Goal	#1
Hazard(s) Addressed	Floods/Flash Floods
Local Planning Mechanism	Flood Plain Manager
Estimated Time Frame for Completion	2025
Estimated Cost	
Funding Sources	HMGP; ADECA; Local
Priority/Status	High, Ongoing The City of Margaret is a member of the NFIP and will continue to participate.
Mitigation Action	Evaluate building code standards for roof construction to assure protection against wind damage from hurricanes, tornadoes, and windstorms; require installation of hurricane clips.
Goal	#1
Hazard(s) Addressed	Hurricanes, Tornadoes, Thunderstorms
Local Planning Mechanism	County Engineer
Estimated Time Frame for Completion	2025
Estimated Cost	
Funding Sources	Local
Priority/Status	High, Ongoing No action was taken during the past five years due to lack of available funding.
Mitigation Action	Promote good construction practices and proper code enforcement to eliminate most structural problems during natural hazard events.
Goal	#2
Hazard(s) Addressed	All
Local Planning Mechanism	Local Government
Estimated Time Frame for Completion	2025
Estimated Cost	
Funding Sources	Local
Priority/Status	High, Ongoing No action was taken during the past five years due to lack of available funding.

Mitigation Action	Seek funding sources, such as Community Development Block Grant Funds, to assist low income homeowners with building retrofits to protect against flood damages.
Goal	#2
Hazard(s) Addressed	Floods/Flash Floods
Local Planning Mechanism	Flood Plain Manager
Estimated Time Frame for Completion	2025
Estimated Cost	
Funding Sources	CDBG; ADECA; Local
Priority/Status	Medium, Ongoing No action was taken during the past five years due to lack of available funding.
Mitigation Action	Promote the purchase of insurance coverage by property owners and renters for flooding, sinkhole, and earthquake damages in high risk areas.
Type	Public Education and Awareness
Goal	#6
Hazard(s) Addressed	Floods/Flash Floods, Earthquakes, Sinkholes
Local Planning Mechanism	Flood Plain Manager; EMA
Estimated Time Frame for Completion	2025
Estimated Cost	
Funding Sources	Local
Priority/Status	High, Ongoing The county has posted information on their Facebook page and in Public Information presentations.
Mitigation Action	Encourage the Multiple Listing Service (MLS) to require flood plain location disclosure as a condition for each real estate listing.
Goal	#6
Hazard(s) Addressed	Floods/Flash Floods
Local Planning Mechanism	Local Government
Estimated Time Frame for Completion	2025
Estimated Cost	
Funding Sources	HMGP; Local
Priority/Status	High, Ongoing No action was taken during the past five years due to lack of available funding.

Mitigation Action	Distribute FEMA Publication 320 – Taking Shelter from the Storm: Building a Safe Room in your House – through building permit and inspection offices.
Goal	#6
Hazard(s) Addressed	Tornadoes, Thunderstorms, Hail
Local Planning Mechanism	EMA
Estimated Time Frame for Completion	2025
Estimated Cost	
Funding Sources	HMGP; Local
Priority/Status	Low, Ongoing The City Clerk, Public Works Manager, and Building Inspector have and will continue distributing FEMA publications.
Mitigation Action	Publicize the availability of FIRM information to real estate agents, builders, developers, and homeowners through local trade publications and newspaper announcements.
Goal	#6
Hazard(s) Addressed	Floods/Flash Floods
Local Planning Mechanism	EMA
Estimated Time Frame for Completion	2025
Estimated Cost	
Funding Sources	HMGP; Local
Priority/Status	Medium, Ongoing No action was taken during the past five years due to lack of available funding.
Mitigation Action	Continue the active programs and activities of the St. Clair County EMA to promote mitigation and severe weather awareness.
Goal	#6
Hazard(s) Addressed	All
Local Planning Mechanism	EMA
Estimated Time Frame for Completion	2025
Estimated Cost	
Funding Sources	HMGP; Local

Priority/Status	<p>High, Ongoing</p> <p>St. Clair County EMA provided this action response. St. Clair County has distributed public information materials for the CSEPP Campaign to include: brochures in English and Spanish; zone maps; school brochures; school videos; all hazard videos; newspaper ads; television ads; radio ads; I-20 billboard; football program ads; and stadium fence sign ads. In addition: numerous newspaper articles about any subject concerning the safety and well-being of county residents, especially weather safety and weather events, CSEPP activities, hazardous materials accidents, training activities, etc.; full page newspaper ad (Be Prepared); Duran Jr. High volleyball team flyer; church flyer, Are You Prepared?; Food World pharmacy bags; Amateur Radio Field Day flyer; Webpage on county website; On Hold phone messages; county newsletter; Emergency Information Guide; 72 & You logo design; County Health Fairs; PR items distributed – pens, notebooks, rulers, bags, etc.; Special Pops items included: Caregivers Resource Guide and Masters of Disaster kits; and submitted and/or approved all special needs newsletters/info sheets/flyers.</p> <p>Facebook and Twitter postings of articles, charts and tables, and other emergency and preparedness information. Participation in radio talk shows.</p>
Mitigation Action	Obtain free publications from FEMA, NWS.USGS, and other federal and state agencies and deposit these materials with local libraries.
Goal	#6
Hazard(s) Addressed	All
Local Planning Mechanism	EMA
Estimated Time Frame for Completion	2025
Estimated Cost	
Funding Sources	Local
Priority/Status	<p>Medium, Ongoing</p> <p>St. Clair County EMA provided this action response. Animal Emergency Planning Brochures were ordered and made available to the public.</p>

Mitigation Action	Maintain local library repositories with the latest available publications.
Goal	#6
Hazard(s) Addressed	All
Local Planning Mechanism	EMA
Estimated Time Frame for Completion	2025
Estimated Cost	
Funding Sources	Local
Priority/Status	Low, Ongoing Per coordination with each library, items are made available to the public.
Mitigation Action	Distribute hazard mitigation brochures to area schools for distribution to students.
Goal	#6
Hazard(s) Addressed	All
Local Planning Mechanism	EMA
Estimated Time Frame for Completion	2025
Estimated Cost	
Funding Sources	Local
Priority/Status	Medium, Ongoing St. Clair County EMA provided this action response. Brochures in the form of coloring books were distributed to schools.
Mitigation Action	Promote the use of weather radios in households and businesses.
Goal	#6
Hazard(s) Addressed	ALL
Local Planning Mechanism	EMA; Flood Plain Manager
Estimated Time Frame for Completion	2025
Estimated Cost	
Funding Sources	HMGP; Local

Priority/Status	High, Ongoing Weather Alert Radios were distributed to all residents of St. Clair County as part of the 2009 CSEP Program Closeout. Radios were distributed until depleted in 2013. The EMA strongly promoted the use of weather alert radios on radio talk shows, during public presentations, in newspaper article and on Facebook and Twitter.
Mitigation Action	Support the Alabama Skywarn Foundation efforts to distribute weather radios to low-income households, especially in rural areas outside of siren coverage areas.
Goal	#5
Hazard(s) Addressed	All
Local Planning Mechanism	EMA
Estimated Time Frame for Completion	2025
Estimated Cost	
Funding Sources	HMGP; ADECA; Local
Priority/Status	High, Ongoing The EMA is not aware of any weather alert radios being distributed in St. Clair County by the Alabama Skywarn Foundation; however, St. Clair County EMA distributed these radios to all residents of the county as part of the CSEP Program Closeout in 2009 and 2010 until the stock was depleted in 2013.
Mitigation Action	Purchase, install, and test emergency warning sirens, as needed. Upgrade existing equipment as needed.
Goal	#5
Hazard(s) Addressed	All
Local Planning Mechanism	EMA
Estimated Time Frame for Completion	One year from funding availability
Estimated Cost	\$30,000 each
Funding Sources	Local; HMGP; ADECA
Priority/Status	High, Ongoing The city tested the existing warning sirens on a monthly basis. They wish to upgrade sirens on an as needed basis.

Mitigation Action	Purchase emergency generators for post-disaster mitigation and conduct routine tests on backup generators for all critical facilities.
Goal	#5
Hazard(s) Addressed	All
Local Planning Mechanism	EMA
Estimated Time Frame for Completion	One year from funding availability
Estimated Cost	\$5,000 - \$15,000 each
Funding Sources	Local; HMGP; ADECA
Priority/Status	High, Ongoing The Margaret Fire and Rescue Station #1 currently has a backup generator in place that is tested and inspected periodically to ensure reliability. The city itself possesses several emergency generators that are in place for a post disaster mitigation event.
Mitigation Action	Encourage the construction of safe rooms within new public buildings, such as new schools, libraries, community centers, and other public buildings where feasible.
Goal	#4
Hazard(s) Addressed	Tornadoes, Thunderstorms, Hail
Local Planning Mechanism	EMA; Local Governments
Estimated Time Frame for Completion	2025
Estimated Cost	
Funding Sources	HMGP; ADECA
Priority/Status	High, Ongoing Margaret has installed a community safe room.
Mitigation Action	Prepare and implement standard operating procedures for drainage system maintenance.
Goal	#4
Hazard(s) Addressed	Floods/Flash Floods
Local Planning Mechanism	County Engineer
Estimated Time Frame for Completion	2025
Estimated Cost	
Funding Sources	Local
Priority/Status	High, Ongoing No action was taken during the past five years due to lack of available funding.

Mitigation Action	Continue program to subsidize safe room construction in existing homes.
Goal	#4
Hazard(s) Addressed	Tornadoes, Thunderstorms, Hail
Local Planning Mechanism	EMA
Estimated Time Frame for Completion	2020
Estimated Cost	\$5,000-\$10,000 each
Funding Sources	HMGP; ADECA
Priority/Status	No longer relevant
Mitigation Action	Construct freestanding public community safe rooms in vulnerable locations.
Goal	#4
Hazard(s) Addressed	Tornadoes, Thunderstorms, Hail
Local Planning Mechanism	EMA
Estimated Time Frame for Completion	2020
Estimated Cost	\$150,000 each
Funding Sources	HMGP; ADECA
Priority/Status	No longer relevant. Margaret installed a community safe room.
Mitigation Action	Encourage the construction of safe rooms in new and existing construction.
Goal	#4
Hazard(s) Addressed	Tornadoes, Thunderstorms, Hail
Local Planning Mechanism	EMA
Estimated Time Frame for Completion	No longer relevant.
Estimated Cost	\$5,000-\$10,000
Funding Sources	HMGP; ADECA
Priority/Status	No longer relevant.

Mitigation Action	Continue to provide adequate safe rooms and community shelters.
Goal	#4
Hazard(s) Addressed	Tornadoes, Thunderstorms, Hail
Local Planning Mechanism	Local Government; EMA
Estimated Time Frame for Completion	2020
Estimated Cost	\$5,000 - \$150,000 each
Funding Sources	HMGP; ADECA, Local
Priority/Status	No longer relevant.

City of Moody's Mitigation Actions

Mitigation Action	Seek a countywide update of all FIRMs in digital format, with an emphasis on detailed studies of developed and developing areas with elevations provided and floodways delineated.
Goal	#1
Hazard(s) Addressed	Floods/Flash Floods
Point of Contact Person for this Action	County Engineer; Flood Plain Manager
Estimated Time Frame for Completion	Completed
Estimated Cost	
Funding Sources	FEMA Map Update Program
Priority/Status	Completed A risk map project has been done recently and preliminary maps are available in the FEMA map service center.
Mitigation Action	
Mitigation Action	Train local flood plain managers through programs offered through the State Flood Manager and FEMA's training center in Emmitsburg, Maryland.
Goal	#1
Hazard(s) Addressed	Floods/Flash Floods
Point of Contact Person for this Action	Flood Plain Manager; EMA
Estimated Time Frame for Completion	2025
Estimated Cost	
Funding Sources	HMGP; ADECA
Priority/Status	High, Ongoing No action was taken during the past five years due to lack of available funding.
Mitigation Action	
Mitigation Action	Maintain a library of technical assistance and guidance materials to support the local flood plain manager.
Goal	#1
Hazard(s) Addressed	Floods/Flash Floods
Point of Contact Person for this Action	Flood Plain Manager; EMA
Estimated Time Frame for Completion	2025
Estimated Cost	
Funding Sources	HMGP; ADECA
Priority/Status	Medium, Ongoing No action was taken during the past five years due to lack of available funding.

Mitigation Action	Promote the adoption of a uniform flood hazard prevention ordinance with higher regulatory standards that discourage flood plain development and seek to maintain the natural and beneficial functions of flood plains.
Goal	#1
Hazard(s) Addressed	Floods/Flash Floods
Point of Contact Person for this Action	Flood Plain Manager; Local Government
Estimated Time Frame for Completion	2025
Estimated Cost	
Funding Sources	HMGP; ADECA
Priority/Status	High, Ongoing No action was taken during the past five years due to lack of available funding.
Mitigation Action	Consider the adoption of a uniform storm water management ordinance that maintains pre-development runoff rates.
Goal	#1
Hazard(s) Addressed	Floods/Flash Floods
Point of Contact Person for this Action	County Engineer
Estimated Time Frame for Completion	2025
Estimated Cost	
Funding Sources	HMGP; ADECA
Priority/Status	High, Ongoing No action was taken during the past five years due to lack of available funding.
Mitigation Action	Apply for and maintain membership in the CRS Program.
Goal	#1
Hazard(s) Addressed	Floods/Flash Floods
Point of Contact Person for this Action	Flood Plain Manager
Estimated Time Frame for Completion	2025
Estimated Cost	
Funding Sources	HMGP; ADECA; Local
Priority/Status	Low, Ongoing No action was taken during the past five years due to lack of available funding.

Mitigation Action	Continue to participate in the NFIP
Goal	#1
Hazard(s) Addressed	Floods/Flash Floods
Point of Contact Person for this Action	Flood Plain Manager
Estimated Time Frame for Completion	2025
Estimated Cost	
Funding Sources	HMGP; ADECA; Local
Priority/Status	High, Ongoing Moody is a participating member of the NFIP and plans to continue.
Mitigation Action	Develop a cyber security plan
Goal	#1
Hazard(s) Addressed	Human Caused
Point of Contact Person for this Action	EMA
Estimated Time Frame for Completion	2025
Estimated Cost	
Funding Sources	Local; HMGP
Priority/Status	High, New
Mitigation Action	Evaluate building code standards for roof construction to assure protection against wind damage from hurricanes, tornadoes, and windstorms; require installation of hurricane clips. Upgrade ordinances and building codes
Goal	#1
Hazard(s) Addressed	Thunderstorms, Tornadoes, Hurricanes, Tropical Storms, Tropical Depressions, High Winds, Strong Winds
Point of Contact Person for this Action	Local Government
Estimated Time Frame for Completion	2025
Estimated Cost	
Funding Sources	Local
Priority/Status	High, Ongoing No action was taken during the past five years due to lack of available funding.
Mitigation Action	Promote good construction practices and proper code enforcement to eliminate most structural problems during natural hazard events; upgrade ordinances and building codes
Goal	#1
Hazard(s) Addressed	All
Point of Contact Person for this Action	Local Government
Estimated Time Frame for Completion	2025

Estimated Cost	
Funding Sources	Local
Priority/Status	High, Ongoing No action was taken during the past five years due to lack of available funding.
Mitigation Action	Seek funding sources, such as Community Development Block Grant Funds, to assist low income homeowners with building retrofits to protect against flood damage.
Goal	#2
Hazard(s) Addressed	Flood/Flash Floods
Point of Contact Person for this Action	Flood Plain Manager; EMA
Estimated Time Frame for Completion	2025
Estimated Cost	
Funding Sources	CDBG; Local; ADECA
Priority/Status	Low, Ongoing No action was taken during the past five years due to lack of available funding.
Mitigation Action	Provide technical assistance to owners of pre-FIRM buildings to advise on available retrofits to protect against flood damage
Goal	#2
Hazard(s) Addressed	Floods/Flash Floods
Point of Contact Person for this Action	Flood Plain Manager
Estimated Time Frame for Completion	2025
Estimated Cost	
Funding Sources	HMGP; ADECA; Local
Priority/Status	Low, Ongoing No action was taken during the past five years due to lack of available funding.
Mitigation Action	Promote the purchase of insurance coverage by property owners and renters for flooding, sinkhole, and earthquake damages in high risk areas.
Goal	#6
Hazard(s) Addressed	Floods/Flash Floods, Earthquakes, Sinkholes
Point of Contact Person for this Action	Flood Plain Manager; EMA
Estimated Time Frame for Completion	2025
Estimated Cost	
Funding Sources	Local

Priority/Status Benchmark	High, Ongoing The county has posted information on their Facebook page and in Public Information presentations.
Mitigation Action	Encourage the Multiple Listing Service (MLS) to require flood plain location disclosure as a condition for each real estate listing.
Goal	#6
Hazard(s) Addressed	Floods/Flash Floods
Point of Contact Person for this Action	Local Government
Estimated Time Frame for Completion	2025
Estimated Cost	
Funding Sources	HMGP; Local
Priority/Status	High, Ongoing No action was taken during the past five years due to lack of available funding.
Mitigation Action	Distribute FEMA publication 320 – Taking Shelter from the Storm: Building a Safe Room in your house – through building permit and inspection offices.
Goal	#6
Hazard(s) Addressed	Thunderstorms, Tornadoes, Hurricanes, Tropical Storms, Tropical Depressions, High Winds, Strong Winds
Point of Contact Person for this Action	EMA
Estimated Time Frame for Completion	2025
Estimated Cost	
Funding Sources	HMGP; Local
Priority/Status	High, Ongoing No action was taken during the past five years due to lack of available funding.
Mitigation Action	Continue the active programs and activities of the St Clair County EMA to promote mitigation and severe weather awareness.
Goal	#6
Hazard(s) Addressed	All
Point of Contact Person for this Action	EMA
Estimated Time Frame for Completion	2025
Estimated Cost	
Funding Sources	HMPG; Local

Priority/Status	High, Ongoing St. Clair County has distributed public information materials for the CSEPP Campaign to include: brochures in English and Spanish; zone maps; school brochures; school videos; all hazard videos; newspaper ads; television ads; radio ads; I-20 billboard; football program ads; and stadium fence sign ads. In addition: numerous newspaper articles about any subject concerning the safety and well-being of county residents, especially weather safety and weather events, CSEPP activities, hazardous materials accidents, training activities, etc.; full page newspaper ad (Be Prepared); Duran Jr. High volleyball team flyer; church flyer, Are You Prepared?; Food World pharmacy bags; Amateur Radio Field Day flyer; Webpage on county website; On Hold phone messages; county newsletter; Emergency Information Guide; 72 & You logo design; County Health Fairs; PR items distributed – pens, notebooks, rulers, bags, etc.; Special Pops items included: Caregivers Resource Guide and Masters of Disaster kits; and submitted and/or approved all special needs newsletters/info sheets/flyers. Facebook and Twitter postings of articles, charts and tables, and other emergency and preparedness information. Participation in radio talk shows.
Mitigation Action	Obtain free publications from FEMA, NWS, USGS, and other federal and state agencies and deposit these materials with local libraries.
Goal	#6
Hazard(s) Addressed	All
Point of Contact Person for this Action	EMA
Estimated Time Frame for Completion	2025
Estimated Cost	
Funding Sources	Local
Priority/Status	Medium, Ongoing St. Clair County EMA provided this action response. Animal Emergency Planning Brochures were ordered and made available to the public.
Mitigation Action	Maintain local library repositories with the latest available publications.

Goal	#6
Hazard(s) Addressed	All
Point of Contact Person for this Action	EMA
Estimated Time Frame for Completion	2025
Estimated Cost	
Funding Sources	Local
Priority/Status	Low, Ongoing Per coordination with each library, items are made available to the public.
Mitigation Action	Distribute hazard mitigation brochures to area schools for distribution to students.
Goal	#6
Hazard(s) Addressed	All
Point of Contact Person for this Action	EMA
Estimated Time Frame for Completion	2025
Estimated Cost	
Funding Sources	Local
Priority/Status	High, Ongoing St. Clair County EMA provide this action response. Brochures in the form of coloring books were distributed to schools.
Mitigation Action	Promote the use of weather radios in households and businesses.
Goal	#6
Hazard(s) Addressed	All
Point of Contact Person for this Action	EMA; Flood Manager
Estimated Time Frame for Completion	2025
Estimated Cost	
Funding Sources	HMGP; Local

Priority/Status	High, Ongoing Weather Alert Radios were distributed to all residents of St. Clair County as part of the 2009 CSEP Program Closeout. Radios were distributed until depleted in 2013. The EMA strongly promoted the use of weather alert radios on radio talk shows, during public presentations, in newspaper article and on Facebook and Twitter.
Mitigation Action	Seek technical assistance through the Alabama Cooperative Extension System with Best Management Practices (BMPs) for channel and drainage system maintenance
Goal	#3
Hazard(s) Addressed	All
Point of Contact Person for this Action	County Engineer
Estimated Time Frame for Completion	2025
Estimated Cost	
Funding Sources	HMPG
Priority/Status	High, Ongoing Moody has purchased an excavator and bull dozier for cleaning drainage areas.
Mitigation Action	Install four new outdoor warning systems in Moody
Goal	#5
Hazard(s) Addressed	All
Point of Contact Person for this Action	EMA
Estimated Time Frame for Completion	2025
Estimated Cost	\$60,000
Funding Sources	HMGP; ADECA; Local
Priority/Status	High, Ongoing No outdoor warning systems have been installed in the past five years due to lack of funding.
Mitigation Action	Support the Alabama Skywarn Foundation efforts to distribute weather radios to low-income households, especially in rural areas outside of siren coverage areas.
Goal	#5

Hazard(s) Addressed	All
Point of Contact Person for this Action	EMA
Estimated Time Frame for Completion	2025
Estimated Cost	
Funding Sources	HMGP; Local
Priority/Status	High, Ongoing The EMA is not aware of any weather alert radios being distributed in St. Clair County by the Alabama Skywarn Foundation; however, St. Clair County EMA distributed these radios to all residents of the county as part of the CSEP Program Closeout in 2009 and 2010 until the stock was depleted in 2013.
Mitigation Action	Purchase, install, and test emergency warning sirens, as needed. Upgrade existing equipment as needed.
Goal	#5
Hazard(s) Addressed	All
Point of Contact Person for this Action	EMA
Estimated Time Frame for Completion	2025
Estimated Cost	\$30,000 each
Funding Sources	HMGP; ADECA; Local
Priority/Status	High, Ongoing No emergency warning sirens have been purchased in the past five years. The city continues seeking equipment and maintenance assistance.
Mitigation Action	Purchase emergency generators for post-disaster mitigation and conduct routine tests on back-up generators for all critical facilities. Upgrade existing generators.
Goal	#5
Hazard(s) Addressed	All
Point of Contact Person for this Action	EMA
Estimated Time Frame for Completion	2025
Estimated Cost	\$5,000 each
Funding Sources	HMGP; ADECA; Local
Priority/Status	High, Ongoing No generators have been purchased or upgraded in the past five years due to lack of funding.
Mitigation Action	Encourage the construction of safe rooms within new public buildings, such as new schools, libraries,

	community centers, and other public buildings where feasible.
Goal	#4
Hazard(s) Addressed	Tornadoes, Thunderstorms, Hail
Point of Contact Person for this Action	EMA; Local Governments
Estimated Time Frame for Completion	2025
Estimated Cost	
Funding Sources	HMGP; ADECA; Local
Priority/Status	High, Ongoing No community safe rooms have been installed in the past five years due to lack of funding.
Mitigation Action	Continue program to subsidize storm shelter construction in existing homes.
Goal	#4
Hazard(s) Addressed	Tornadoes, Thunderstorms, Hail
Point of Contact Person for this Action	EMA
Estimated Time Frame for Completion	2025
Estimated Cost	\$5,000 - \$10,000 each
Funding Sources	HMGP; ADECA
Priority/Status	High, Ongoing Nine individual storm shelters have been constructed/installed.
Mitigation Action	Construct freestanding public community safe rooms in vulnerable locations.
Goal	#4
Hazard(s) Addressed	Tornadoes, Thunderstorms, Hail
Point of Contact Person for this Action	EMA
Estimated Time Frame for Completion	2025
Estimated Cost	\$150,000 each
Funding Sources	HMGP; ADECA; Local
Priority/Status	High, Ongoing No community safe rooms have been installed in the past five years due to lack of funding.
Mitigation Action	Encourage the construction of safe rooms in new and existing construction.
Goal	#4
Hazard(s) Addressed	Tornadoes, Thunderstorms, Hail
Point of Contact Person for this Action	EMA

Estimated Time Frame for Completion	2025
Estimated Cost	\$5,000 - \$10,000
Funding Sources	HMGP; ADECA
Priority/Status	High, Ongoing No community safe rooms have been installed in the past five years due to lack of funding.
Mitigation Action	Continue to provide adequate storm shelters and community safe rooms.
Goal	#4
Hazard(s) Addressed	Tornadoes, Thunderstorms, Hail
Point of Contact Person for this Action	Local Government; EMA
Estimated Time Frame for Completion	2025
Estimated Cost	\$5,000 - \$150,000 each
Funding Sources	HMGP; ADECA; Local
Priority/Status	High, Ongoing Nine individual storm shelters have been constructed/installed in the past five years. No community safe rooms have been installed in the past five years due to lack of funding.
Mitigation Action	Prepare and implement standard operating procedures for drainage system maintenance.
Goal	#4
Hazard(s) Addressed	Floods/Flash Floods
Point of Contact Person for this Action	County Engineer
Estimated Time Frame for Completion	2025
Estimated Cost	
Funding Sources	Local
Priority/Status	High, Ongoing No action was taken during the past five years due to lack of available funding.

City of Odenville's Mitigation Actions	
Mitigation Action	Seek a countywide update of all FIRMs in digital format, with an emphasis on detailed studies of developed and developing areas with elevations provided and floodways delineated.
Goal	#1
Hazard(s) Addressed	Floods/Flash Floods
Point of Contact Person for this Action	County Engineer; Flood Plain Manager
Estimated Time Frame for Completion	Completed
Estimated Cost	
Funding Sources	FEMA Map Update Program
Priority/Status	Completed A risk map project has been done recently and preliminary maps are available in the FEMA map service center.
Mitigation Action	Train local flood plain managers through programs offered through the State Flood Manager and FEMA's training center in Emmitsburg, Maryland.
Goal	#1
Hazard(s) Addressed	Floods/Flash Floods
Point of Contact Person for this Action	Flood Plain Manager
Estimated Time Frame for Completion	2025
Estimated Cost	
Funding Sources	HMGP; ADECA; Local
Priority/Status	High, Ongoing No action was taken during the past five years due to lack of available funding.
Mitigation Action	Maintain a library of technical assistance and guidance materials to support the local flood plain manager.
Goal	#1
Hazard(s) Addressed	Floods/Flash Floods
Point of Contact Person for this Action	Flood Plain Manager
Estimated Time Frame for Completion	2025
Estimated Cost	
Funding Sources	HMGP; ADECA; Local

Priority/Status	High, Ongoing No action was taken during the past five years due to lack of available funding.
Mitigation Action	Promote the adoption of a uniform flood hazard prevention ordinance with higher regulatory standards that discourage flood plain development and seek to maintain the natural and beneficial functions of flood plains.
Goal	#1
Hazard(s) Addressed	Floods/Flash Floods
Point of Contact Person for this Action	Flood Plain Manager
Estimated Time Frame for Completion	2025
Estimated Cost	
Funding Sources	HMGP; ADECA
Priority/Status	High, Ongoing No action was taken during the past five years due to lack of available funding.
Mitigation Action	Consider the adoption of a uniform storm water management ordinance that maintains pre-development runoff rates.
Goal	#1
Hazard(s) Addressed	Floods/Flash Floods
Point of Contact Person for this Action	County Engineer
Estimated Time Frame for Completion	2025
Estimated Cost	
Funding Sources	HMGP; ADECA
Priority/Status	High, Ongoing No action was taken during the past five years due to lack of available funding.
Mitigation Action	Apply for and maintain membership in the CRS Program.
Goal	#1
Hazard(s) Addressed	Floods/Flash Floods
Point of Contact Person for this Action	County Engineer
Estimated Time Frame for Completion	2025
Estimated Cost	

Funding Sources	HMGP; ADECA; Local
Priority/Status	Low, Ongoing No action was taken during the past five years due to lack of available funding.
Mitigation Action	Continue to participate in the NFIP
Goal	#1
Hazard(s) Addressed	Floods/Flash Floods
Point of Contact Person for this Action	Flood Plain Manager
Estimated Time Frame for Completion	2025
Estimated Cost	
Funding Sources	Local
Priority/Status	High, Ongoing The City of Odenville is a participating member of the NFIP and plans to continue.
Mitigation Action	Evaluate building code standards for roof construction to assure protection against wind damage from hurricanes, tornadoes, and windstorms; require installation of “hurricane clips”
Goal	#1
Hazard(s) Addressed	Thunderstorms, Tornadoes, Hurricanes, Tropical Storms, Tropical Depressions, High Winds, Strong Winds
Point of Contact Person for this Action	Local Government
Estimated Time Frame for Completion	2025
Estimated Cost	
Funding Sources	Local
Priority/Status	High, Ongoing No action was taken during the past five years due to lack of available funding.
Mitigation Action	Promote good construction practices and proper code enforcement to eliminate most structural problems during natural hazard events
Goal	#1
Hazard(s) Addressed	All
Point of Contact Person for this Action	Local Government
Estimated Time Frame for Completion	2025
Estimated Cost	
Funding Sources	Local

Priority/Status	High, Ongoing No action was taken during the past five years due to lack of available funding.
Mitigation Action	Seek funding sources, such as Community Development Block Grant funds, to assist low income homeowners with building retrofits to protect against flood damage
Goal	#2
Hazard(s) Addressed	Floods/Flash Floods
Point of Contact Person for this Action	Flood Plain Manager
Estimated Time Frame for Completion	2025
Estimated Cost	
Funding Sources	CDBG; Local
Priority/Status	Low, Ongoing No action was taken during the past five years due to lack of available funding.
Mitigation Action	Provide technical assistance to owners of pre-FIRM buildings to advise on available retrofits to protect against flood damage
Goal	#2
Hazard(s) Addressed	Floods/Flash Floods
Point of Contact Person for this Action	Flood Plain Manager
Estimated Time Frame for Completion	2025
Estimated Cost	
Funding Sources	HMGP; ADECA
Priority/Status	Low, Ongoing No action was taken during the past five years due to lack of available funding.
Mitigation Action	Promote the purchase of insurance coverage by property owners and renters for flooding, sinkhole, and earthquake damages in high risk areas.
Goal	#6
Hazard(s) Addressed	Floods/Flash Floods, Earthquakes, Sinkholes
Point of Contact Person for this Action	Flood Plain Manager; EMA
Estimated Time Frame for Completion	2025
Estimated Cost	
Funding Sources	Local

Priority/Status	High, Ongoing The county has posted information on their Facebook page and in Public Information presentations.
Mitigation Action	Encourage the Multiple Listing Service (MLS) to require flood plain location disclosure as a condition for each real estate listing.
Goal	#6
Hazard(s) Addressed	Floods/Flash Floods
Point of Contact Person for this Action	Local Government
Estimated Time Frame for Completion	2025
Estimated Cost	
Funding Sources	HMGP; Local
Priority/Status	Low, Ongoing No action was taken during the past five years due to lack of available funding.
Mitigation Action	Distribute FEMA Publication 320 – Taking Shelter from the Storm: Building a safe room in your house – through building permit and inspection offices.
Goal	#6
Hazard(s) Addressed	Thunderstorms, Tornadoes, Hurricanes, Tropical Storms, Tropical Depressions, High Winds, Strong Winds
Local Planning Mechanism	EMA
Estimated Time Frame for Completion	2025
Estimated Cost	
Funding Sources	Local; HMGP
Priority/Status Benchmark	High, Ongoing No action was taken during the past five years due to lack of available funding.
Mitigation Action	Publicize the availability of FIRM information to real estate agents, builders, developers, and homeowners through local trade publications and newspaper announcements.
Goal	#6
Hazard(s) Addressed	Floods/Flash Floods
Local Planning Mechanism	EMA
Estimated Time Frame for Completion	2025
Estimated Cost	

Funding Sources	HMGP; Local
Priority/Status	High, Ongoing No action was taken during the past five years due to lack of available funding.
Mitigation Action	Continue the active programs and activities of the St. Clair County EMA to promote mitigation and severe weather awareness.
Goal	#6
Hazard(s) Addressed	All
Point of Contact Person for this Action	EMA
Estimated Time Frame for Completion	2025
Estimated Cost	
Funding Sources	HMGP; Local
Priority/Status	High, Ongoing St. Clair County has distributed public information materials for the CSEPP Campaign to include: brochures in English and Spanish; zone maps; school brochures; school videos; all hazard videos; newspaper ads; television ads; radio ads; I-20 billboard; football program ads; and stadium fence sign ads. In addition: numerous newspaper articles about any subject concerning the safety and well-being of county residents, especially weather safety and weather events, CSEPP activities, hazardous materials accidents, training activities, etc.; full page newspaper ad (Be Prepared); Duran Jr. High volleyball team flyer; church flyer, Are You Prepared?; Food World pharmacy bags; Amateur Radio Field Day flyer; Webpage on county website; On Hold phone messages; county newsletter; Emergency Information Guide; 72 & You logo design; County Health Fairs; PR items distributed – pens, notebooks, rulers, bags, etc.; Special Pops items included: Caregivers Resource Guide and Masters of Disaster kits; and submitted and/or approved all special needs newsletters/info sheets/flyers. Facebook and Twitter postings of articles, charts and tables, and other emergency and preparedness information. Participation in radio talk shows.
Mitigation Action	Obtain free publications from FEMA, NWS, USGS, and other federal and state agencies and deposit these

	materials with local libraries.
Goal	#6
Hazard(s) Addressed	All
Point of Contact Person for this Action	EMA
Estimated Time Frame for Completion	2025
Estimated Cost	
Funding Sources	Local
Priority/Status	Medium, Ongoing Animal Emergency Planning Brochures were ordered and made available to the public.
Mitigation Action	Maintain local library repositories with the latest available publications.
Goal	#6
Hazard(s) Addressed	All
Point of Contact Person for this Action	EMA
Estimated Time Frame for Completion	Yearly
Estimated Cost	
Funding Sources	Local
Priority/Status	Medium, Ongoing Per coordination with each library, items are made available to the public.
Mitigation Action	Distribute hazard mitigation brochures to area schools for distribution to students.
Goal	#6
Hazard(s) Addressed	All
Local Planning Mechanism	EMA
Estimated Time Frame for Completion	Yearly
Estimated Cost	
Funding Sources	Local
Priority/Status	Medium, Ongoing Brochures in the form of coloring books were distributed to schools.
Mitigation Action	Promote the use of weather radios in households and businesses.
Goal	#6
Hazard(s) Addressed	All
Local Planning Mechanism	EMA
Estimated Time Frame for Completion	Yearly

Estimated Cost	
Funding Sources	HMGP; Local
Priority/Status	High, Ongoing Weather Alert Radios were distributed to all residents of St. Clair County as part of the 2009 CSEP Program Closeout. Radios were distributed until depleted in 2013. The EMA strongly promoted the use of weather alert radios on radio talk shows, during public presentations, in newspaper article and on Facebook and Twitter.
Mitigation Action	Seek technical assistance through the Alabama Cooperative Extension System with Best Management Practices (BMPs) for channel and drainage system maintenance.
Goal	#3
Hazard(s) Addressed	All
Local Planning Mechanism	County Engineer
Estimated Time Frame for Completion	2025
Estimated Cost	
Funding Sources	HMGP
Priority/Status	Medium, Ongoing No action was taken during the past five years due to lack of available funding.
Mitigation Action	Support the Alabama Skywarn Foundation efforts to distribute weather radios to low- income households, especially in rural areas outside of siren coverage areas.
Goal	#5
Hazard(s) Addressed	All
Local Planning Mechanism	EMA
Estimated Time Frame for Completion	Yearly
Estimated Cost	
Funding Sources	HMGP; ADECA; Local

Priority/Status	High, Ongoing The EMA is not aware of any weather alert radios being distributed in St. Clair County by the Alabama Skywarn Foundation; however, St. Clair County EMA distributed these radios to all residents of the county as part of the CSEP Program Closeout in 2009 and 2010 until the stock was depleted in 2013.
Mitigation Action	Purchase, install, and test emergency warning sirens, as needed. Upgrade existing equipment as needed.
Goal	#5
Hazard(s) Addressed	All
Local Planning Mechanism	EMA
Estimated Time Frame for Completion	2025
Estimated Cost	
Funding Sources	\$25K HMGP/ADECA
Priority/Status	High, Ongoing In 2005 and 2006, St. Clair County used HMGP funds to install 8 Vortex Sirens and 1 Tone Only Vortex Siren. In 2010, St. Clair County upgraded 25 sirens from WPS 2800 to WPS 2900 series. In 2012, St. Clair County sent county employees to Whelen to learn basic siren maintenance to reduce overall maintenance cost and to be able to more quickly address siren issues. St. Clair County purchased a bucket truck and tools to perform maintenance on siren systems.
Mitigation Action	Purchase emergency generators for post-disaster mitigation and conduct routine tests on backup generators for all critical facilities.
Goal	#5
Hazard(s) Addressed	All
Local Planning Mechanism	EMA
Estimated Time Frame for Completion	2025
Estimated Cost	
Funding Sources	HMGP; ADECA
Priority/Status	High, Ongoing No action was taken during the past five years due to lack of available funding.
Mitigation Action	Encourage the construction of safe rooms

	within new public buildings, such as new schools, libraries, community centers, and other public buildings where feasible.
Goal	#4
Hazard(s) Addressed	Tornadoes, Thunderstorms, Hail
Local Planning Mechanism	EMA; Local Governments
Estimated Time Frame for Completion	Yearly as funding becomes available
Estimated Cost	
Funding Sources	HMGP; ADECA
Priority/Status	High, Ongoing One community safe room has been installed.
Mitigation Action	Continue program to subsidize storm shelter construction in existing homes.
Goal	#4
Hazard(s) Addressed	Tornadoes, Thunderstorms, Hail
Local Planning Mechanism	EMA
Estimated Time Frame for Completion	Yearly as funding becomes available.
Estimated Cost	
Funding Sources	HMGP; ADECA
Priority/Status	High, Ongoing No action was taken during the past five years due to lack of available funding.
Mitigation Action	Construct freestanding public safe rooms in vulnerable locations.
Goal	#4
Hazard(s) Addressed	Tornadoes, Thunderstorms, Hail
Local Planning Mechanism	EMA
Estimated Time Frame for Completion	2025
Estimated Cost	
Funding Sources	HMGP; ADECA
Priority/Status	Low, Ongoing One community safe room was installed.
Mitigation Action	Encourage the construction of safe rooms in new and existing construction.
Goal	#4
Hazard(s) Addressed	Tornadoes, Thunderstorms, Hail
Local Planning Mechanism	EMA
Estimated Time Frame for Completion	Yearly as funding becomes available

Estimated Cost	
Funding Sources	HMGP; ADECA
Priority/Status	High, Ongoing One community safe room was installed.
Mitigation Action	Continue to provide adequate safe rooms and community shelters.
Goal	#4
Hazard(s) Addressed	Tornadoes, Thunderstorms, Hail
Local Planning Mechanism	EMA
Estimated Time Frame for Completion	Yearly as funding becomes available.
Estimated Cost	
Funding Sources	HMGP; ADECA; Local
Priority/Status	High, Ongoing One community safe room was installed.
Mitigation Action	Prepare and implement standard operating procedures for drainage system maintenance.
Goal	#4
Hazard(s) Addressed	Floods/Flash Floods
Local Planning Mechanism	County Engineer; Local Public Works
Estimated Time Frame for Completion	2025
Estimated Cost	
Funding Sources	Local
Priority/Status	Medium, Ongoing No action was taken during the past five years due to lack of available funding.

City of Pell City's Mitigation Actions	
Mitigation Action	Seek a countywide update of all FIRMs in digital format, with an emphasis on detailed studies of developed and developing areas with elevations provided and floodways delineated.
Goal	#1
Hazard(s) Addressed	Floods/Flash Floods
Point of Contact Person for this Action	County Engineer; Flood Plain Manager
Estimated Time Frame for Completion	Completed
Estimated Cost	
Funding Sources	FEMA Map Update Program
Priority/Status	Completed FIRM Maps are available online and in City offices. The City continues to participate in NFIP. A risk map project has been done recently and preliminary maps are available in the FEMA map service center.
Mitigation Action	Train local flood plain managers through programs offered through the State Flood Manager and FEMA's training center in Emmitsburg, Maryland.
Goal	#1
Hazard(s) Addressed	Floods/Flash Floods
Point of Contact Person for this Action	Flood Plain Manager; EMA
Estimated Time Frame for Completion	2025
Estimated Cost	
Funding Sources	HMGP; ADECA
Priority/Status	High, Ongoing The City continues to participate in NFIP, and staff actively participates in training related to this activity.
Mitigation Action	Maintain a library of technical assistance and guidance materials to support the local flood plain manager.
Goal	#1
Hazard(s) Addressed	Floods/Flash Floods
Point of Contact Person for this Action	Flood Plain Manager; EMA

Estimated Time Frame for Completion	2025
Estimated Cost	
Funding Sources	HMGP; ADECA
Priority/Status	Medium, Ongoing The City continues to participate in NFIP and maintains materials related to flood plain management for public review and consultation. These materials are also available online.
Mitigation Action	Promote the adoption of a uniform flood hazard prevention ordinance with higher regulatory standards that discourage flood plain development and seek to maintain the natural and beneficial functions of flood plains.
Goal	#1
Hazard(s) Addressed	Floods/Flash Floods
Point of Contact Person for this Action	Flood Plain Manager; Local Government
Estimated Time Frame for Completion	2025
Estimated Cost	
Funding Sources	HMGP; ADECA
Priority/Status	High, Ongoing The City has adopted developmental policies that require a 0% stormwater runoff increase for new development. The City also continues to participate in the NFIP and engage in public education efforts on the subject.
Mitigation Action	Consider the adoption of a uniform storm water management ordinance that maintains pre-development runoff rates.
Goal	#1
Hazard(s) Addressed	Floods/Flash Floods
Point of Contact Person for this Action	County Engineer
Estimated Time Frame for Completion	2025
Estimated Cost	
Funding Sources	HMGP; ADECA

Priority/Status	High, Ongoing The City has adopted developmental policies that require a 0% storm water runoff increase for new development. The City also continues to participate in the NFIP and engage in public education efforts on the subject.
Mitigation Action	Apply for and maintain membership in the CRS Program.
Goal	#1
Hazard(s) Addressed	Floods/Flash Floods
Point of Contact Person for this Action	Flood Plain Manager
Estimated Time Frame for Completion	2025
Estimated Cost	
Funding Sources	HMGP; ADECA; Local
Priority/Status	Low, Ongoing The City is a current member and participant in the CRS Program.
Mitigation Action	Continue to participate in the NFIP
Goal	#1
Hazard(s) Addressed	Floods/Flash Floods
Point of Contact Person for this Action	Flood Plain Manager
Estimated Time Frame for Completion	2025
Estimated Cost	
Funding Sources	HMGP; ADECA; Local
Priority/Status	High, Ongoing Pell City continued membership in the NFIP in the past five years and wishes to do so in the next five years.
Mitigation Action	Evaluate building code standards for roof construction to assure protection against wind damage from hurricanes, tornadoes, and

	windstorms; require installation of hurricane clips.
Goal	#1
Hazard(s) Addressed	Thunderstorms, Tornadoes, Hurricanes, Tropical Storms, Tropical Depressions, High Winds, Strong Winds
Point of Contact Person for this Action	Local Government
Estimated Time Frame for Completion	2025
Estimated Cost	
Funding Sources	Local
Priority/Status	High, Ongoing The City plans to review its current building codes to ensure compliance with State mandates.
Mitigation Action	Promote good construction practices and proper code enforcement to eliminate most structural problems during natural hazard events.
Goal	#1
Hazard(s) Addressed	All
Point of Contact Person for this Action	Local Government
Estimated Time Frame for Completion	2025
Estimated Cost	
Funding Sources	Local
Priority/Status	High, Ongoing The process for issuance of building permits, building code adoption, and construction inspection are all in place and will continue in perpetuity.
Mitigation Action	Seek funding sources, such as Community Development Block Grant Funds, to assist low income homeowners with building retrofits to protect against flood damage.
Goal	#2
Hazard(s) Addressed	Flood/Flash Floods
Point of Contact Person for this Action	Flood Plain Manager; EMA
Estimated Time Frame for Completion	2025

Estimated Cost	
Funding Sources	CDBG; Local; ADECA
Priority/Status	Low, Ongoing No action in the past five years due to lack of funding.
Mitigation Action	Provide technical assistance to owners of pre-FIRM buildings to advise on available retrofits to protect against flood damage
Goal	#2
Hazard(s) Addressed	Floods/Flash Floods
Point of Contact Person for this Action	Flood Plain Manager
Estimated Time Frame for Completion	2025
Estimated Cost	
Funding Sources	HMGP; ADECA; Local
Priority/Status	Low, Ongoing The Flood Plain Manager provides information to property owners as requested, in addition to making such information available online.
Mitigation Action	Promote the purchase of insurance coverage by property owners and renters for flooding, sinkhole, and earthquake damages in high risk areas.
Goal	#6
Hazard(s) Addressed	Floods/Flash Floods, Earthquakes, Sinkholes
Point of Contact Person for this Action	Flood Plain Manager; EMA
Estimated Time Frame for Completion	2025
Estimated Cost	
Funding Sources	Local
Priority/Status	High, Ongoing The City makes printed information available and includes information on its City website.
Mitigation Action	Encourage the Multiple Listing Service (MLS) to require flood plain location disclosure as a condition for each real estate listing.

Goal	#6
Hazard(s) Addressed	Floods/Flash Floods
Point of Contact Person for this Action	Local Government
Estimated Time Frame for Completion	2025
Estimated Cost	
Funding Sources	HMGP; Local
Priority/Status	High, Ongoing No action in the past five years due to lack of funding.
Mitigation Action	Distribute FEMA publication 320 – Taking Shelter from the Storm: Building a Safe Room in your house – through building permit and inspection offices.
Goal	#6
Hazard(s) Addressed	Thunderstorms, Tornadoes, Hurricanes, Tropical Storms, Tropical Depressions, High Winds, Strong Winds
Point of Contact Person for this Action	EMA
Estimated Time Frame for Completion	2025
Estimated Cost	
Funding Sources	HMGP; Local
Priority/Status	High, Ongoing The City plans to make this information available on its website and in printed form.
Mitigation Action	Publicize the availability of FIRM information to real estate agents, builders, developers, and homeowners through local trade publications and newspaper announcements.
Goal	#6
Hazard(s) Addressed	Floods/Flash Floods
Local Planning Mechanism	EMA
Estimated Time Frame for Completion	Yearly
Estimated Cost	
Funding Sources	HMGP; Local

Priority/Status	Medium, Ongoing The City currently makes FIRM information available as requested and promotes online resources on the subject via its website.
Mitigation Action	Continue the active programs and activities of the St. Clair County EMA to promote mitigation and severe weather awareness.
Goal	#6
Hazard(s) Addressed	All
Local Planning Mechanism	EMA
Estimated Time Frame for Completion	Yearly
Estimated Cost	
Funding Sources	HMGP; Local

Priority/Status	<p>High, Ongoing</p> <p>St. Clair County has distributed public information materials promoting preparedness planning and actions for residents and businesses. Method: brochures, school videos; all hazard videos; newspaper ads; radio ads; football program inserts; and stadium fence sign ads. In addition: numerous newspaper articles about any subject concerning the safety and well-being of county residents, preparedness for all-hazards- especially weather safety and weather events, training activities, etc. Amateur Radio Field Day flyer; Webpage on county website; On Hold phone messages; County Health Fairs; PR items distributed – pens, notebooks, rulers, bags, etc.; Special Pops items included: Caregivers Resource Guide and Masters of Disaster kits; and submitted and/or approved all special needs newsletters/info sheets/flyers.</p> <p>Very active preparedness on EMA Facebook and Twitter postings of articles, charts and tables, videos, and other emergency and preparedness info & graphics. Participation in radio talk shows.</p>
Mitigation Action	Obtain free publications from FEMA, NWS, USGS, and other federal and state agencies and deposit these materials with local libraries.
Goal	#6
Hazard(s) Addressed	All
Local Planning Mechanism	EMA
Estimated Time Frame for Completion	Yearly
Estimated Cost	
Funding Sources	Local
Priority/Status	<p>Medium, Ongoing</p> <p>FEMA Firm maps are available at the local public library. The City will seek to improve these offerings further in subsequent years.</p>

Mitigation Action	Maintain local library repositories with the latest available publications.
Goal	#6
Hazard(s) Addressed	All
Local Planning Mechanism	EMA
Estimated Time Frame for Completion	Yearly
Estimated Cost	
Funding Sources	Local
Priority/Status	Low, Ongoing Per coordination with each library, items are made available to the public.
Mitigation Action	Distribute hazard mitigation brochures to area schools for distribution to students.
Goal	#6
Hazard(s) Addressed	All
Local Planning Mechanism	EMA
Estimated Time Frame for Completion	Yearly
Estimated Cost	
Funding Sources	Local
Priority/Status	Medium, Ongoing Brochures in the form of coloring books were distributed to schools.
Mitigation Action	Promote the use of weather radios in households and businesses
Goal	#6
Hazard(s) Addressed	All
Local Planning Mechanism	Fire Department; EMA
Estimated Time Frame for Completion	Yearly
Estimated Cost	
Funding Sources	HMGP; Local

Priority/Status	High, Ongoing The Fire Department has promoted the use of weather radios in households and businesses by distributing weather radios. They would like to continue this practice. Weather Alert Radios were distributed to all residents of St. Clair County as part of the 2009 CSEP Program Closeout. Radios were distributed until depleted in 2013. The EMA strongly promoted the use of weather alert radios on radio talk shows, during public presentations, in newspaper article and on Facebook and Twitter.
Mitigation Action	Seek technical assistance through the Alabama Cooperative Extension System with Best management practices (BMPs) for channel and drainage system maintenance.
Goal	#3
Hazard(s) Addressed	All
Local Planning Mechanism	County Engineer
Estimated Time Frame for Completion	No longer relevant
Estimated Cost	
Funding Sources	HMGP
Priority/Status	No longer relevant
Mitigation Action	Support the Alabama Skywarn Foundation efforts to distribute weather radios to low-income households, especially in rural areas outside of siren coverage areas.
Goal	#5
Hazard(s) Addressed	All
Local Planning Mechanism	EMA
Estimated Time Frame for Completion	No longer relevant.
Estimated Cost	
Funding Sources	HMGP; ADECA; Local
Priority/Status	No longer relevant.
Mitigation Action	Purchase, install, and test emergency warning sirens, as needed. Upgrade existing equipment as needed.
Goal	#5
Hazard(s) Addressed	All
Local Planning Mechanism	EMA; Fire Department

Estimated Time Frame for Completion	2025
Estimated Cost	\$30,000 each
Funding Sources	\$25K HGMP/ADECA
Priority/Status	High, Ongoing Maintain the current level of service provided by the emergency warning systems. Seek to promote more effective warning alternatives. No sirens were purchased or installed during the past five years due to lack of funding.
Mitigation Action	Purchase emergency generators for post-disaster mitigation and conduct routine tests on backup generators for all critical facilities
Goal	#5
Hazard(s) Addressed	All
Local Planning Mechanism	EMA
Estimated Time Frame for Completion	2025
Estimated Cost	\$5,000 each
Funding Sources	HMGP; ADECA
Priority/Status	High, Ongoing St. Clair County acquired several generators as part of the CSEP Program Closeout and signed them over to County and Municipal entities to include: County Commission for use at the County Administration Annex, City of Springville, and the City of Pell City. The City of Pell City has acquired several surplus light tower/generator units that will be useful for post-disaster activities. Further units are needed.
Mitigation Action	Encourage the construction/installation of safe rooms within new public buildings, such as new schools, libraries, community centers, and other public buildings where feasible.
Goal	#4
Hazard(s) Addressed	Tornadoes, Thunderstorms, Hail
Local Planning Mechanism	EMA; Local Governments
Estimated Time Frame for Completion	One year from grant award of funding
Estimated Cost	\$100,000 - \$125,000 each

Funding Sources	HMGP; ADECA
Priority/Status	High, Ongoing The Community Storm Shelter at CEPA was opened in 2015. Further community shelters are desired to provide adequate coverage.
Mitigation Action	Continue program to subsidize storm shelter construction in existing homes.
Goal	#4
Hazard(s) Addressed	Tornadoes, Thunderstorms, Hail
Local Planning Mechanism	EMA
Estimated Time Frame for Completion	2025
Estimated Cost	\$5,000 - \$10,000 each
Funding Sources	HMGP; ADECA
Priority/Status	High, Ongoing In 2011/2012, St. Clair County applied for and was awarded 7 HMGP Individual Storm Shelter grants resulting in 69 approved individual storm shelter applications. 47 of the 69 approved shelters have been installed as of March 2014. These shelters went into existing homes, outside of existing homes (in-ground), and in new homes.
Mitigation Action	Construct/install freestanding public community safe rooms in vulnerable locations.
Goal	#4
Hazard(s) Addressed	Tornadoes, Thunderstorms, Hail
Local Planning Mechanism	EMA
Estimated Time Frame for Completion	2025
Estimated Cost	\$150,000 each
Funding Sources	HMGP; ADECA
Priority/Status	High, Ongoing No safe rooms were constructed/installed during the past five years due to lack of funding.
Mitigation Action	Encourage the construction of safe rooms in new and existing construction.
Goal	#4

Hazard(s) Addressed	Tornadoes, Thunderstorms, Hail
Local Planning Mechanism	EMA
Estimated Time Frame for Completion	2025
Estimated Cost	\$5,000 - \$10,000
Funding Sources	HMGP; ADECA
Priority/Status	High, Ongoing Strong media push to make residents aware of HMGP Individual Storm Shelter and Community Safe Room grants as well as their importance were made on the radio and during public presentations, in newspaper articles, and posts on Facebook.
Mitigation Action	Continue to provide adequate storm shelters and community safe rooms
Goal	#4
Hazard(s) Addressed	Tornadoes, Thunderstorms, Hail
Local Planning Mechanism	Local Government; EMA
Estimated Time Frame for Completion	2025
Estimated Cost	\$5,000 - \$150,000 each
Funding Sources	HMGP; ADECA; Local
Priority/Status	High, Ongoing In 2011/2012, St. Clair County applied for and was awarded 7 HMGP Individual Storm Shelter grants resulting in 69 approved individual storm shelter applications. 47 of the 69 approved shelters have been installed as of March 2014. These shelters went into existing homes, outside of existing homes (in-ground), and in new homes. No community safe room was constructed or installed due to lack of funding.
Mitigation Action	Prepare and implement standard operating procedures for drainage system maintenance.
Goal	#4
Hazard(s) Addressed	Floods/Flash Floods
Local Planning Mechanism	County Street Department
Estimated Time Frame for Completion	2025
Estimated Cost	
Funding Sources	Local

Priority/Status	High, Ongoing The Street Department is actively working on maintaining drainage system.
------------------------	--

Town of Ragland's Mitigation Actions

Mitigation Action	Seek a countywide update of all FIRMs in digital format, with an emphasis on detailed studies of developed and developing areas with elevations provided and floodways delineated.
Goal	#1
Hazard(s) Addressed	Floods/Flash Floods
Point of Contact Person for this Action	County Engineer; Flood Plain Manager
Estimated Time Frame for Completion	Completed
Estimated Cost	
Funding Sources	FEMA Map Update Program
Priority/Status	Completed A risk map project has been done recently and preliminary maps are available in the FEMA map service center.
Mitigation Action	Enact a flood hazard prevention ordinance and establish Ragland as regular members of the NFIP.
Goal	#1
Hazard(s) Addressed	Flood/Flash Floods
Local Planning Mechanism	Flood Plain Manager
Estimated Time Frame for Completion	Completed
Estimated Cost	
Funding Sources	Local; HMGP
Priority/Status	Completed Ragland is a member of the NFIP and has a flood prevention ordinance.
Mitigation Action	Consider the adoption of a uniform storm water management ordinance that maintains predevelopment runoff rates.
Goal	#1
Hazard(s) Addressed	Floods/Flash Floods
Local Planning Mechanism	County Engineer
Estimated Time Frame for Completion	Completed
Estimated Cost	
Funding Sources	HMGP; ADECA

Priority/Status	High, Completed
Mitigation Action	Make application and/or commit to participate in the NFIP
Goal	#1
Hazard(s) Addressed	Floods/Flash Floods
Local Planning Mechanism	Flood Plain Manager
Estimated Time Frame for Completion	2025
Estimated Cost	
Funding Sources	HMGP; ADECA; Local
Priority/Status	High, Ongoing
	Ragland is a participating member of the NFIP and plans to continue.
Mitigation Action	Evaluate building code standards for roof construction to assure protection against wind damage from hurricanes, tornadoes, and windstorms; require installation of hurricane clips.
Goal	#1
Hazard(s) Addressed	Floods/Flash Floods
Local Planning Mechanism	County Engineer
Estimated Time Frame for Completion	No longer relevant.
Estimated Cost	
Funding Sources	Local
Priority/Status	No longer relevant.
	Local jurisdiction has decided against this mitigation action; therefore, action is being deleted from this plan update.
Mitigation Action	Promote good construction practices and proper code enforcement to eliminate most structural problems during natural hazard events.
Goal	#1
Hazard(s) Addressed	All
Local Planning Mechanism	Local Government
Estimated Time Frame for Completion	No longer relevant.
Estimated Cost	

Funding Sources	Local
Priority/Status	No longer relevant. Local jurisdiction has decided against this mitigation action, as they have no Building Inspector; therefore, action is being deleted from this plan update.
Mitigation Action	Seek funding sources, such as Community Development Block Grant Funds, to assist low income homeowners with building retrofits to protect against flood damages.
Goal	#2
Hazard(s) Addressed	Floods/Flash Floods
Local Planning Mechanism	Flood Plain Manager
Estimated Time Frame for Completion	Completed
Estimated Cost	
Funding Sources	CDBG; ADECA; Local
Priority/Status	Medium, Completed
Mitigation Action	Promote the purchase of insurance coverage by property owners and renters for flooding, sinkhole, and earthquake damages in high risk areas.
Goal	#6
Hazard(s) Addressed	Floods/Flash Floods, Earthquakes, Sinkholes
Local Planning Mechanism	Flood Plain Manager; EMA
Estimated Time Frame for Completion	Completed
Estimated Cost	
Funding Sources	Local
Priority/Status	High, Completed
Mitigation Action	Encourage the Multiple Listing Service (MLS) to require flood plain location disclosure as a condition for each real estate listing.
Goal	#6
Hazard(s) Addressed	Floods/Flash Floods
Local Planning Mechanism	Local Government
Estimated Time Frame for Completion	Completed
Estimated Cost	
Funding Sources	HMGP; Local

Priority/Status	High, Completed
Mitigation Action	Distribute FEMA publication 320 – Taking Shelter from the Storm: Building a Safe Room in your house – through building permit and inspection offices.
Goal	#6
Hazard(s) Addressed	Thunderstorms, Tornadoes, Hurricanes, Tropical Storms, Tropical Depressions, High Winds, Strong Winds
Local Planning Mechanism	EMA
Estimated Time Frame for Completion	2025
Estimated Cost	
Funding Sources	HMGP; Local
Priority/Status	High, Ongoing No action was taken during the past five years due to lack of available funding.
Mitigation Action	Publicize the availability of FIRM information to real estate agents, builders, developers, and homeowners through local trade publications and newspaper announcements.
Goal	#6
Hazard(s) Addressed	Floods/Flash Floods
Local Planning Mechanism	EMA
Estimated Time Frame for Completion	No longer relevant.
Estimated Cost	
Funding Sources	HMGP; Local
Priority/Status	No longer relevant. Local jurisdiction has decided against this mitigation action; therefore, action is being deleted from this plan update.
Mitigation Action	Continue the active programs and activities of the St. Clair County EMA to promote mitigation and severe weather awareness.
Goal	#6

Hazard(s) Addressed	All
Local Planning Mechanism	EMA
Estimated Time Frame for Completion	Yearly
Estimated Cost	
Funding Sources	HMGP; Local
Priority/Status	High, Ongoing St. Clair County has distributed public information materials for the CSEPP Campaign to include: brochures in English and Spanish; zone maps; school brochures; school videos; all hazard videos; newspaper ads; television ads; radio ads; I-20 billboard; football program ads; and stadium fence sign ads. In addition: numerous newspaper articles about any subject concerning the safety and well-being of county residents, especially weather safety and weather events, CSEPP activities, hazardous materials accidents, training activities, etc.; full page newspaper ad (Be Prepared); Duran Jr. High volleyball team flyer; church flyer, Are You Prepared?; Food World pharmacy bags; Amateur Radio Field Day flyer; Webpage on county website; On Hold phone messages; county newsletter; Emergency Information Guide; 72 & You logo design; County Health Fairs; PR items distributed – pens, notebooks, rulers, bags, etc.; Special Pops items included: Caregivers Resource Guide and Masters of Disaster kits; and submitted and/or approved all special needs newsletters/info sheets/flyers. Facebook and Twitter postings of articles, charts and tables, and other emergency and preparedness information. Participation in radio talk shows.
Mitigation Action	Obtain free publications from FEMA, NWS, USGS, and other federal and state agencies and deposit these materials with local libraries.
Goal	#6
Hazard(s) Addressed	All
Local Planning Mechanism	EMA
Estimated Time Frame for Completion	Yearly

Estimated Cost	
Funding Sources	Local
Priority/Status	Medium, Ongoing Animal Emergency Planning Brochures were ordered and made available to the public.
Mitigation Action	Maintain local library repositories with the latest available publications.
Goal	#6
Hazard(s) Addressed	All
Local Planning Mechanism	EMA
Estimated Time Frame for Completion	Yearly
Estimated Cost	
Funding Sources	Local
Priority/Status	Medium, Ongoing Per coordination with each library, items are made available to the public.
Mitigation Action	Distribute hazard mitigation brochures to area schools for distribution to students.
Goal	#6
Hazard(s) Addressed	All
Local Planning Mechanism	EMA
Estimated Time Frame for Completion	Yearly
Estimated Cost	
Funding Sources	Local
Priority/Status	Medium, Ongoing Brochures in the form of coloring books were distributed to schools.
Mitigation Action	Promote the use of weather radios in households and businesses.
Goal	#6
Hazard(s) Addressed	All
Local Planning Mechanism	EMA; Flood Plain Manager
Estimated Time Frame for Completion	Yearly
Estimated Cost	
Funding Sources	HMGP; Local

Priority/Status	High, Ongoing Weather Alert Radios were distributed to all residents of St. Clair County as part of the 2009 CSEP Program Closeout. Radios were distributed until depleted in 2013. The EMA strongly promoted the use of weather alert radios on radio talk shows, during public presentations, in newspaper article and on Facebook and Twitter.
Mitigation Action	Seek technical assistance through the Alabama Cooperative Extension System with Best Management Practices (BMPs) for channel and drainage system maintenance.
Goal	#3
Hazard(s) Addressed	All
Local Planning Mechanism	County Engineer
Estimated Time Frame for Completion	2025
Estimated Cost	
Funding Sources	HMGP
Priority/Status	Medium, Ongoing The town continually seeks technical assistance for channel and drainage system maintenance, as they keep ditches and storm drains cleared.
Mitigation Action	Support the Alabama Skywarn Foundation efforts to distribute weather radios to low-income households, especially in rural areas outside of siren coverage areas.
Goal	#5
Hazard(s) Addressed	All
Local Planning Mechanism	EMA
Estimated Time Frame for Completion	Yearly
Estimated Cost	
Funding Sources	HMGP; ADECA; Local

Priority/Status	High, Ongoing The EMA is not aware of any weather alert radios being distributed in St. Clair County by the Alabama Skywarn Foundation; however, St. Clair County EMA distributed these radios to all residents of the county as part of the CSEP Program Closeout in 2009 and 2010 until the stock was depleted in 2013.
Mitigation Action	Purchase, install, and test emergency warning sirens, as needed. Upgrade existing equipment as needed.
Goal	#5
Hazard(s) Addressed	All
Local Planning Mechanism	EMA
Estimated Time Frame for Completion	2025
Estimated Cost	
Funding Sources	\$25K HMGP/ADECA
Priority/Status	High, Ongoing In 2005 and 2006, St. Clair County used HMGP funds to install 8 Vortex Sirens and 1 Tone Only Vortex Siren. In 2010, St. Clair County upgraded 25 sirens from WPS 2800 to WPS 2900 series. In 2012, St. Clair County sent county employees to Whelen to learn basic siren maintenance to reduce overall maintenance cost and to be able to address siren issues more quickly. St. Clair County purchased a bucket truck and tools to perform maintenance on siren systems.
Mitigation Action	Purchase emergency generators for post-disaster mitigation and conduct routine tests on backup generators for all critical facilities.
Goal	#5
Hazard(s) Addressed	All
Local Planning Mechanism	EMA
Estimated Time Frame for Completion	2025
Estimated Cost	
Funding Sources	HMGP; ADECA

Priority/Status	High, Ongoing The Town of Ragland has applied several times for grants, but no responses were received. It is our assumption that these projects were not prioritized high enough by the state EMA to be awarded.
Mitigation Action	Encourage the construction of safe rooms within new public buildings, such as new schools, libraries, community centers, and other public buildings where feasible.
Goal	#4
Hazard(s) Addressed	Tornadoes, Thunderstorms, Hail
Local Planning Mechanism	EMA; Local Governments
Estimated Time Frame for Completion	Yearly
Estimated Cost	
Funding Sources	HMGP; ADECA
Priority/Status	High, Ongoing No action was taken during the past five years due to lack of available funding.
Mitigation Action	Continue program to subsidize safe room construction in existing homes.
Goal	#4
Hazard(s) Addressed	Tornadoes, Thunderstorms, Hail
Local Planning Mechanism	EMA
Estimated Time Frame for Completion	Yearly
Estimated Cost	
Funding Sources	HMGP; ADECA
Priority/Status	High, Ongoing In 2011/2012, St. Clair County applied for and was awarded 7 HMGP Individual Storm Shelter grants resulting in 69 approved individual storm shelter applications. 47 of the 69 approved shelters have been installed as of March 2014. These shelters went into existing homes, outside of existing homes (in-ground), and in new homes.

Mitigation Action	Construct freestanding public safe rooms in vulnerable locations.
Goal	#4
Hazard(s) Addressed	Tornadoes, Thunderstorms, Hail
Local Planning Mechanism	EMA
Estimated Time Frame for Completion	No longer relevant.
Estimated Cost	
Funding Sources	HMGP; ADECA
Priority/Status	No longer relevant. Local jurisdiction has decided against this mitigation action; therefore, action is being deleted from this plan update.
Mitigation Action	Encourage the construction of safe rooms in new and existing construction.
Goal	#4
Hazard(s) Addressed	Tornadoes, Thunderstorms, Hail
Local Planning Mechanism	EMA
Estimated Time Frame for Completion	Yearly
Estimated Cost	
Funding Sources	HMGP; ADECA
Priority/Status	High, Ongoing No action was taken during the past five years due to lack of available funding.
Mitigation Action	Continue to provide adequate safe rooms and community shelters.
Goal	#4
Hazard(s) Addressed	Tornadoes, Thunderstorms, Hail
Local Planning Mechanism	EMA
Estimated Time Frame for Completion	Yearly as funding becomes available
Estimated Cost	
Funding Sources	HMGP; ADECA; Local

Priority/Status	High, Ongoing In 2011/2012, St. Clair County applied for and was awarded 7 HMGP Individual Storm Shelter grants resulting in 69 approved individual storm shelter applications. 47 of the 69 approved shelters have been installed as of March 2014. These shelters went into existing homes, outside of existing homes (in-ground), and in new homes. No community safe rooms were installed/constructed.
Mitigation Action	Prepare and implement standard operating procedures for drainage system maintenance.
Goal	#4
Hazard(s) Addressed	Floods/Flash Floods
Local Planning Mechanism	County Engineer
Estimated Time Frame for Completion	2025
Estimated Cost	
Funding Sources	Local
Priority/Status	Medium, Ongoing No action was taken during the past five years due to lack of available funding.

Town of Riverside's Mitigation Actions	
Mitigation Action	Seek a countywide update of all FIRMs in digital format, with an emphasis on detailed studies of developed and developing areas with elevations provided and floodways delineated.
Goal	#1
Hazard(s) Addressed	Floods/Flash Floods
Local Planning Mechanism	County Engineer; Flood Plain Manager
Estimated Time Frame for Completion	Completed
Estimated Cost	
Funding Sources	FEMA Map Update Program
Priority/Status	Completed A risk map project has been done recently and preliminary maps are available in the FEMA map service center.
Mitigation Action	Train local flood plain managers through programs offered through the State Flood Plain Manager and FEMA's training center in Emmitsburg, Maryland.
Goal	#1
Hazard(s) Addressed	Floods/Flash Floods
Local Planning Mechanism	Flood Plain Manager
Estimated Time Frame for Completion	2025
Estimated Cost	
Funding Sources	HMGP; ADECA
Priority/Status	High, Ongoing No action in past five years due to lack of funding.
Mitigation Action	Maintain a library of technical assistance and guidance materials to support the local flood plain manager.
Goal	#1
Hazard(s) Addressed	Floods/Flash Floods
Local Planning Mechanism	Flood Plain Manager
Estimated Time Frame for Completion	2025
Estimated Cost	

Funding Sources	HMGP; ADECA
Priority/Status	High, Ongoing No action in past five years due to lack of funding.
Mitigation Action	Promote the adoption of a uniform flood hazard prevention ordinance with higher regulatory standards that discourage flood plain development and seek to maintain the natural and beneficial functions of flood plains.
Goal	#1
Hazard(s) Addressed	Floods/Flash Floods
Local Planning Mechanism	Flood Plain Manager
Estimated Time Frame for Completion	2025
Estimated Cost	
Funding Sources	HMGP; ADECA
Priority/Status	High, Ongoing No action in past five years due to lack of funding.
Mitigation Action	Consider the adoption of a uniform storm water management ordinance that maintains pre-development runoff rates.
Goal	#1
Hazard(s) Addressed	Floods/Flash Floods
Local Planning Mechanism	County Engineer
Estimated Time Frame for Completion	2025
Estimated Cost	
Funding Sources	HMGP; ADECA
Priority/Status	Medium, Ongoing No action in past five years due to lack of funding.
Mitigation Action	Continue to participate in the NFIP.
Goal	#1
Hazard(s) Addressed	Floods/Flash Floods
Local Planning Mechanism	Flood Plain Manager
Estimated Time Frame for Completion	2025

Estimated Cost	
Funding Sources	HMGP; ADECA; Local
Priority/Status	High, Ongoing The City of Riverside is a participating member of the NFIP and plans to continue.
Mitigation Action	Apply for and maintain membership in the CRS Program.
Goal	#1
Hazard(s) Addressed	FL
Local Planning Mechanism	NFIP Coordinator
Estimated Time Frame for Completion	2025
Estimated Cost	N/A
Funding Sources	Local
Priority/Status	Medium, Ongoing No action in past five years due to lack of funding.
Mitigation Action	Evaluate building code standards for roof construction to assure protection against wind damage from hurricanes, tornadoes, and windstorms; require installation of hurricane clips.
Goal	#1
Hazard(s) Addressed	Thunderstorms, Tornadoes, Hurricanes, Tropical Storms, Tropical Depressions, High Winds, Strong Winds
Point of Contact Person for this Action	Local Government
Estimated Time Frame for Completion	2025
Estimated Cost	
Funding Sources	Local
Priority/Status	High, Ongoing No action in past five years due to lack of funding.
Mitigation Action	Promote good construction practices and proper code enforcement to eliminate most structural problems during natural hazard events
Goal	#1

Hazard(s) Addressed	All
Local Planning Mechanism	Local Government
Estimated Time Frame for Completion	2025
Estimated Cost	
Funding Sources	Local
Priority/Status	High, Ongoing No action in past five years due to lack of funding.
Mitigation Action	Seek funding sources, such as Community Development Block Grant funds, to assist low income homeowners with building retrofits to protect against flood damage
Goal	#2
Hazard(s) Addressed	Floods/Flash Floods
Local Planning Mechanism	Flood Plain Manager
Estimated Time Frame for Completion	2025
Estimated Cost	
Funding Sources	CDBG; ADECA; Local
Priority/Status	Medium, Ongoing No action in past five years due to lack of funding.
Mitigation Action	Provide technical assistance to owners of pre-FIRM buildings to advise on available retrofits to protect against flood damage
Goal	#2
Hazard(s) Addressed	Floods/Flash Floods
Local Planning Mechanism	Flood Plain Manager
Estimated Time Frame for Completion	2025
Estimated Cost	
Funding Sources	HMGP; ADECA; Local
Priority/Status	Low, Ongoing No action in past five years due to lack of funding.
Mitigation Action	Promote the purchase of insurance coverage by property owners and renters for flooding,

	sinkhole, and earthquake damages in high risk areas.
Goal	#6
Hazard(s) Addressed	Floods/Flash Floods, Earthquakes, Sinkholes
Local Planning Mechanism	Flood Plain Manager; EMA
Estimated Time Frame for Completion	2025
Estimated Cost	
Funding Sources	Local
Priority/Status	High, Ongoing The county has posted information on their Facebook page and in Public Information presentations.
Mitigation Action	Encourage the Multiple Listing Service (MLS) to require flood plain location disclosure as a condition for each real estate listing.
Goal	#6
Hazard(s) Addressed	Floods/Flash Floods
Local Planning Mechanism	Local Government
Estimated Time Frame for Completion	2025
Estimated Cost	
Funding Sources	Local
Priority/Status	High, Ongoing No action in past five years due to lack of funding.
Mitigation Action	Distribute FEMA Publication 320– Taking Shelter from the Storm: Building a safe room in your house–through building permit and inspection offices.
Goal	#6
Hazard(s) Addressed	Thunderstorms, Tornadoes, Hurricanes, Tropical Storms, Tropical Depressions, High Winds, Strong Winds
Local Planning Mechanism	EMA
Estimated Time Frame for Completion	2025
Estimated Cost	
Funding Sources	Local; HMGP

Priority/Status	Low, Ongoing No action in past five years due to lack of funding.
Mitigation Action	Publicize the availability of FIRM information to real estate agents, builders, developers, and homeowners through local trade publications and newspaper announcements.
Goal	#6
Hazard(s) Addressed	Floods/Flash Floods
Local Planning Mechanism	EMA
Estimated Time Frame for Completion	2025
Estimated Cost	
Funding Sources	HMGP; Local
Priority/Status	Medium, Ongoing No action in past five years due to lack of funding.
Mitigation Action	Continue the active programs and activities of the St. Clair County EMA to promote mitigation and severe weather awareness.
Goal	#6
Hazard(s) Addressed	All
Local Planning Mechanism	EMA
Estimated Time Frame for Completion	Yearly
Estimated Cost	
Funding Sources	HMGP; Local

Priority/Status	<p>High, Ongoing</p> <p>St. Clair County has distributed public information materials for the CSEPP Campaign to include: brochures in English and Spanish; zone maps; school brochures; school videos; all hazard videos; newspaper ads; television ads; radio ads; I-20 billboard; football program ads; and stadium fence sign ads. In addition: numerous newspaper articles about any subject concerning the safety and well-being of county residents, especially weather safety and weather events, CSEPP activities, hazardous materials accidents, training activities, etc.; full page newspaper ad (Be Prepared); Duran Jr. High volleyball team flyer; church flyer, Are You Prepared?; Food World pharmacy bags; Amateur Radio Field Day flyer; Webpage on county website; On Hold phone messages; county newsletter; Emergency Information Guide; 72 & You logo design; County Health Fairs; PR items distributed – pens, notebooks, rulers, bags, etc.; Special Pops items included: Caregivers Resource Guide and Masters of Disaster kits; and submitted and/or approved all special needs newsletters/info sheets/flyers.</p> <p>Facebook and Twitter postings of articles, charts and tables, and other emergency and preparedness information. Participation in radio talk shows.</p>
Mitigation Action	Obtain free publications from FEMA, NWS, USGS, and other federal and state agencies and deposit these materials with local libraries.
Goal	#6
Hazard(s) Addressed	All
Estimated Time Frame for Completion	Yearly
Estimated Cost	
Funding Sources	Local
Priority/Status	<p>Medium, Ongoing</p> <p>Animal Emergency Planning Brochures were ordered and made available to the public.</p>

Mitigation Action	Distribute hazard mitigation brochures to area schools for distribution to students.
Goal	#6
Hazard(s) Addressed	All
Local Planning Mechanism	EMA
Estimated Time Frame for Completion	2025
Estimated Cost	
Funding Sources	Local
Priority/Status	Medium, Ongoing Brochures in the form of coloring books were distributed to schools.
Mitigation Action	Promote the use of weather radios in households and businesses.
Goal	#6
Hazard(s) Addressed	All
Local Planning Mechanism	EMA; Flood Manager
Estimated Time Frame for Completion	Yearly
Estimated Cost	
Funding Sources	HMGP; Local
Priority/Status	High, Ongoing Weather Alert Radios were distributed to all residents of St. Clair County as part of the 2009 CSEP Program Closeout. Radios were distributed until depleted in 2013. The EMA strongly promoted the use of weather alert radios on radio talk shows, during public presentations, in newspaper article and on Facebook and Twitter.
Mitigation Action	Maintain local library repositories with the latest available publications.
Goal	#6
Hazard(s) Addressed	All
Local Planning Mechanism	EMA
Estimated Time Frame for Completion	Yearly
Estimated Cost	
Funding Sources	Local

Priority/Status	High, Ongoing Per coordination with each library, items are made available to the public.
Mitigation Action	Seek technical assistance through the Alabama Cooperative Extension System with Best management practices (BMPs) for channel and drainage system maintenance.
Goal	#3
Hazard(s) Addressed	All
Local Planning Mechanism	County Engineer
Estimated Time Frame for Completion	2025
Estimated Cost	
Funding Sources	HMGP
Priority/Status	High, Ongoing No action in past five years due to lack of funding.
Mitigation Action	Support the Alabama Skywarn Foundation efforts to distribute weather radios to low-income households, especially in rural areas outside of siren coverage areas.
Goal	#5
Hazard(s) Addressed	All
Local Planning Mechanism	EMA
Estimated Time Frame for Completion	2025
Estimated Cost	
Funding Sources	HMPG; ADECA; Local
Priority/Status	High, Ongoing The EMA is not aware of any weather alert radios being distributed in St. Clair County by the Alabama Skywarn Foundation; however, St. Clair County EMA distributed these radios to all residents of the county as part of the CSEP Program Closeout in 2009 and 2010 until the stock was depleted in 2013.

Mitigation Action	Purchase, install, and test emergency warning sirens, as needed. Upgrade existing equipment as needed.
Goal	#5
Hazard(s) Addressed	All
Local Planning Mechanism	EMA
Estimated Time Frame for Completion	2025
Estimated Cost	\$30,000 each
Funding Sources	\$25K HGMP/ADECA
Priority/Status	High, Ongoing In 2005 and 2006, St. Clair County used HMGP funds to install 8 Vortex Sirens and 1 Tone Only Vortex Siren. In 2010, St. Clair County upgraded 25 sirens from WPS 2800 to WPS 2900 series. In 2012, St. Clair County sent county employees to Whelen to learn basic siren maintenance to reduce overall maintenance cost and to be able to address siren issues more quickly. St. Clair County purchased a bucket truck and tools to perform maintenance on siren systems.
Mitigation Action	Purchase emergency generators for post-disaster mitigation and conduct routine tests on backup generators for all critical facilities
Goal	#5
Hazard(s) Addressed	All
Local Planning Mechanism	EMA
Estimated Time Frame for Completion	2025
Estimated Cost	\$5,000 each
Funding Sources	HMGP; ADECA
Priority/Status	High, Ongoing The Fire Department has secured a natural gas generator for the fire station and is awaiting hookup to the building. One of the two pump houses have been outfitted with a generator and is operational.
Mitigation Action	Encourage the construction of safe rooms within new public buildings, such as new schools,

	libraries, community centers, and other public buildings where feasible.
Goal	#4
Hazard(s) Addressed	Tornadoes, Thunderstorms, Hail
Local Planning Mechanism	EMA; Local Governments
Estimated Time Frame for Completion	2025
Estimated Cost	
Funding Sources	HMGP; ADECA
Priority/Status	High, Ongoing The city has completed one FEMA approved community safe room at the City Complex.
Mitigation Action	Continue program to subsidize safe room construction in existing homes.
Goal	#4
Hazard(s) Addressed	Tornadoes, Thunderstorms, Hail
Local Planning Mechanism	EMA
Estimated Time Frame for Completion	2025
Estimated Cost	\$5,000 - \$10,000 each
Funding Sources	HMGP; ADECA
Priority/Status	High, Ongoing The city received 3 individual storm shelter applications and 1 individual storm shelter has been successfully constructed.
Mitigation Action	Construct freestanding public community safe rooms in vulnerable locations.
Goal	#4
Hazard(s) Addressed	Tornadoes, Thunderstorms, Hail
Local Planning Mechanism	EMA
Estimated Time Frame for Completion	2025
Estimated Cost	\$150,000 each
Funding Sources	HMGP; ADECA
Priority/Status	High, Ongoing The city has completed one FEMA approved community safe room at the City Complex.

Mitigation Action	Encourage the construction of safe rooms in new and existing construction.
Goal	#4
Hazard(s) Addressed	Tornadoes, Thunderstorms, Hail
Local Planning Mechanism	EMA
Estimated Time Frame for Completion	2025
Estimated Cost	\$5,000 - \$10,000
Funding Sources	HMGP; ADECA
Priority/Status	High, Ongoing The city has completed one FEMA approved community safe room at the City Complex.
Mitigation Action	Continue to provide adequate safe rooms and community shelters
Goal	#4
Hazard(s) Addressed	Tornadoes, Thunderstorms, Hail
Local Planning Mechanism	Local Government; EMA
Estimated Time Frame for Completion	2025
Estimated Cost	\$5,000 - \$150,000 each
Funding Sources	HMGP; ADECA; Local
Priority/Status	High, Ongoing The city has completed one FEMA approved community safe room at the City Complex. The city received 3 individual storm shelter applications and 1 individual storm shelter has been successfully constructed.
Mitigation Action	Prepare and implement standard operating procedures for drainage system maintenance.
Goal	#4
Hazard(s) Addressed	Floods/Flash Floods
Local Planning Mechanism	County Engineer
Estimated Time Frame for Completion	2025
Estimated Cost	
Funding Sources	Local
Priority/Status	High, Ongoing No action in past five years due to lack of funding.

City of Springville's Mitigation Actions	
Mitigation Action	Seek a countywide update of all FIRMs in digital format, with an emphasis on detailed studies of developed and developing areas with elevations provided and floodways delineated.
Goal	#1
Hazard(s) Addressed	Floods/Flash Floods
Point of Contact Person for this Action	County Engineer; Flood Plain Manager
Estimated Time Frame for Completion	Completed
Estimated Cost	
Funding Sources	FEMA Map Update Program
Priority/Status	Completed A risk map project has been done recently and preliminary maps are available in the FEMA map service center.
Mitigation Action	Train local flood plain managers through programs offered through the State Flood Manager and FEMA's training center in Emmitsburg, Maryland.
Goal	#1
Hazard(s) Addressed	Floods/Flash Floods
Point of Contact Person for this Action	Flood Plain Manager; EMA
Estimated Time Frame for Completion	2025
Estimated Cost	
Funding Sources	HMGP; ADECA
Priority/Status	High, Ongoing No action was taken during the past five years due to lack of available funding.
Mitigation Action	Maintain a library of technical assistance and guidance materials to support the local flood plain manager.
Goal	#1
Hazard(s) Addressed	Floods/Flash Floods
Point of Contact Person for this Action	Flood Plain Manager; EMA
Estimated Time Frame for Completion	2025

Estimated Cost	
Funding Sources	HMGP; ADECA
Priority/Status	Medium, Ongoing No action was taken during the past five years due to lack of available funding.
Mitigation Action	Promote the adoption of a uniform flood hazard prevention ordinance with higher regulatory standards that discourage flood plain development and seek to maintain the natural and beneficial functions of flood plains.
Goal	#1
Hazard(s) Addressed	Floods/Flash Floods
Point of Contact Person for this Action	Flood Plain Manager; Local Government
Estimated Time Frame for Completion	2025
Estimated Cost	
Funding Sources	HMGP; ADECA
Priority/Status	High, Ongoing No action was taken during the past five years due to lack of available funding.
Mitigation Action	Consider the adoption of a uniform storm water management ordinance that maintains pre-development runoff rates.
Goal	#1
Hazard(s) Addressed	Floods/Flash Floods
Point of Contact Person for this Action	County Engineer
Estimated Time Frame for Completion	2025
Estimated Cost	
Funding Sources	HMGP; ADECA
Priority/Status	High, Ongoing No action was taken during the past five years due to lack of available funding.
Mitigation Action	Apply for and maintain membership in the CRS Program.
Goal	#1
Hazard(s) Addressed	Floods/Flash Floods

Point of Contact Person for this Action	Flood Plain Manager
Estimated Time Frame for Completion	2025
Estimated Cost	
Funding Sources	HMGP; ADECA; Local
Priority/Status	Low, Ongoing No action was taken during the past five years due to lack of available funding.
Mitigation Action	Continue to participate in the NFIP
Goal	#1
Hazard(s) Addressed	Floods/Flash Floods
Point of Contact Person for this Action	Flood Plain Manager
Estimated Time Frame for Completion	2025
Estimated Cost	
Funding Sources	HMGP; ADECA; Local
Priority/Status	High, Ongoing Springville is a participating member of the NFIP and plans to continue.
Mitigation Action	Evaluate building code standards for roof construction to assure protection against wind damage from hurricanes, tornadoes, and windstorms; require installation of hurricane clips.
Goal	#1
Hazard(s) Addressed	Thunderstorms, Tornadoes, Hurricanes, Tropical Storms, Tropical Depressions, High Winds, Strong Winds
Point of Contact Person for this Action	Local Government
Estimated Time Frame for Completion	2025
Estimated Cost	
Funding Sources	Local
Priority/Status	High, Ongoing No action was taken during the past five years due to lack of available funding.

Mitigation Action	Promote good construction practices and proper code enforcement to eliminate most structural problems during natural hazard events.
Goal	#1
Hazard(s) Addressed	All
Point of Contact Person for this Action	Local Government
Estimated Time Frame for Completion	2025
Estimated Cost	
Funding Sources	Local
Priority/Status	High, Ongoing No action was taken during the past five years due to lack of available funding.
Mitigation Action	Seek funding sources, such as Community Development Block Grant Funds, to assist low income homeowners with building retrofits to protect against flood damage.
Goal	#2
Hazard(s) Addressed	Flood/Flash Floods
Point of Contact Person for this Action	Flood Plain Manager; EMA
Estimated Time Frame for Completion	2025
Estimated Cost	
Funding Sources	CDBG; Local; ADECA
Priority/Status	Low, Ongoing Applied for a CDBG to mitigate some flooding/drainage issues in the area of Mountain Drive and Cross Street.
Mitigation Action	Provide technical assistance to owners of pre-FIRM buildings to advise on available retrofits to protect against flood damage
Goal	#2
Hazard(s) Addressed	Floods/Flash Floods
Point of Contact Person for this Action	Flood Plain Manager
Estimated Time Frame for Completion	2025
Estimated Cost	
Funding Sources	HMGP; ADECA; Local

Priority/Status	Low, Ongoing No action was taken during the past five years due to lack of available funding.
Mitigation Action	Promote the purchase of insurance coverage by property owners and renters for flooding, sinkhole, and earthquake damages in high risk areas.
Goal	#6
Hazard(s) Addressed	Floods/Flash Floods, Earthquakes, Sinkholes
Point of Contact Person for this Action	Flood Plain Manager; EMA
Estimated Time Frame for Completion	2025
Estimated Cost	
Funding Sources	Local
Priority/Status	High, Ongoing The county has posted information on their Facebook page and in Public Information presentations.
Mitigation Action	Encourage the Multiple Listing Service (MLS) to require flood plain location disclosure as a condition for each real estate listing.
Goal	#6
Hazard(s) Addressed	Floods/Flash Floods
Point of Contact Person for this Action	Local Government
Estimated Time Frame for Completion	2025
Estimated Cost	
Funding Sources	HMGP; Local
Priority/Status	High, Ongoing No action was taken during the past five years due to lack of available funding.
Mitigation Action	Distribute FEMA publication 320 – Taking Shelter from the Storm: Building a Safe Room in your house – through building permit and inspection offices.

Goal	#6
Hazard(s) Addressed	Thunderstorms, Tornadoes, Hurricanes, Tropical Storms, Tropical Depressions, High Winds, Strong Winds
Point of Contact Person for this Action	EMA
Estimated Time Frame for Completion	2025
Estimated Cost	
Funding Sources	HMGP; Local
Priority/Status	High, Ongoing No action was taken during the past five years due to lack of available funding.
Mitigation Action	Publicize the availability of FIRM information to real estate agents, builders, developers, and homeowners through local trade publications, newspaper announcements, city's website, and other social media.
Goal	#6
Hazard(s) Addressed	Floods/Flash Floods
Local Planning Mechanism	EMA
Estimated Time Frame for Completion	2025
Estimated Cost	
Funding Sources	HMGP; Local
Priority/Status	Medium, Ongoing No action was taken during the past five years due to lack of available funding.
Mitigation Action	Continue the active programs and activities of the St. Clair County EMA to promote mitigation and severe weather awareness.
Goal	#6
Hazard(s) Addressed	All
Local Planning Mechanism	EMA
Estimated Time Frame for Completion	Yearly
Estimated Cost	
Funding Sources	HMGP; Local

Priority/Status	<p>High, Ongoing</p> <p>St. Clair County has distributed public information materials for the CSEPP Campaign to include: brochures in English and Spanish; zone maps; school brochures; school videos; all hazard videos; newspaper ads; television ads; radio ads; I-20 billboard; football program ads; and stadium fence sign ads. In addition: numerous newspaper articles about any subject concerning the safety and well-being of county residents, especially weather safety and weather events, CSEPP activities, hazardous materials accidents, training activities, etc.; full page newspaper ad (Be Prepared); Duran Jr. High volleyball team flyer; church flyer, Are You Prepared?; Food World pharmacy bags; Amateur Radio Field Day flyer; Webpage on county website; On Hold phone messages; county newsletter; Emergency Information Guide; 72 & You logo design; County Health Fairs; PR items distributed – pens, notebooks, rulers, bags, etc.; Special Pops items included: Caregivers Resource Guide and Masters of Disaster kits; and submitted and/or approved all special needs newsletters/info sheets/flyers.</p> <p>Facebook and Twitter postings of articles, charts and tables, and other emergency and preparedness information. Participation in radio talk shows.</p>
Mitigation Action	Obtain free publications from FEMA, NWS, USGS, and other federal and state agencies and deposit these materials with local libraries.
Goal	#4
Hazard(s) Addressed	All
Local Planning Mechanism	EMA
Estimated Time Frame for Completion	Yearly
Estimated Cost	
Funding Sources	Local
Priority/Status	<p>Medium, Ongoing</p> <p>Animal Emergency Planning Brochures were ordered and made available to the public.</p>

Mitigation Action	Maintain local library repositories with the latest available publications.
Goal	#6
Hazard(s) Addressed	All
Local Planning Mechanism	EMA
Estimated Time Frame for Completion	Yearly
Estimated Cost	
Funding Sources	Local
Priority/Status	Low, Ongoing Per coordination with each library, items are made available to the public.
Mitigation Action	Distribute hazard mitigation brochures to area schools for distribution to students.
Goal	#6
Hazard(s) Addressed	All
Local Planning Mechanism	EMA
Estimated Time Frame for Completion	Yearly
Estimated Cost	
Funding Sources	Local
Priority/Status	Medium, Ongoing Brochures in the form of coloring books were distributed to schools.
Mitigation Action	Promote the use of weather radios in households and businesses
Goal	#6
Hazard(s) Addressed	All
Local Planning Mechanism	EMA; Flood Manager
Estimated Time Frame for Completion	Yearly
Estimated Cost	
Funding Sources	HMGP; Local

Priority/Status	High, Ongoing Weather Alert Radios were distributed to all residents of St. Clair County as part of the 2009 CSEP Program Closeout. Radios were distributed until depleted in 2013. The EMA strongly promoted the use of weather alert radios on radio talk shows, during public presentations, in newspaper article and on Facebook and Twitter.
Mitigation Action	Seek technical assistance through the Alabama Cooperative Extension System with Best management practices (BMPs) for channel and drainage system maintenance.
Goal	#3
Hazard(s) Addressed	All
Local Planning Mechanism	County Engineer
Estimated Time Frame for Completion	2025
Estimated Cost	
Funding Sources	HMGP
Priority/Status	High, Ongoing No action was taken during the past five years due to lack of available funding.
Mitigation Action	Support the Alabama Skywarn Foundation efforts to distribute weather radios to low-income households, especially in rural areas outside of siren coverage areas.
Goal	#5
Hazard(s) Addressed	All
Local Planning Mechanism	EMA
Estimated Time Frame for Completion	2025
Estimated Cost	
Funding Sources	HMPG; ADECA; Local

Priority/Status	High, Ongoing The EMA is not aware of any weather alert radios being distributed in St. Clair County by the Alabama Skywarn Foundation; however, St. Clair County EMA distributed these radios to all residents of the county as part of the CSEP Program Closeout in 2009 and 2010 until the stock was depleted in 2013.
Mitigation Action	Purchase, install, and test emergency warning sirens, as needed. Upgrade existing equipment as needed.
Goal	#5
Hazard(s) Addressed	All
Local Planning Mechanism	EMA
Estimated Time Frame for Completion	2025
Estimated Cost	\$30,000 each
Funding Sources	\$25K HGMP/ADECA
Priority/Status	High, Ongoing In 2005 and 2006, St. Clair County used HMGP funds to install 8 Vortex Sirens and 1 Tone Only Vortex Siren. In 2010, St. Clair County upgraded 25 sirens from WPS 2800 to WPS 2900 series. In 2012, St. Clair County sent county employees to Whelen to learn basic siren maintenance to reduce overall maintenance cost and to be able to address siren issues more quickly. St. Clair County purchased a bucket truck and tools to perform maintenance on siren systems.
Mitigation Action	Purchase emergency generators for post-disaster mitigation and conduct routine tests on backup generators for all critical facilities
Goal	#5
Hazard(s) Addressed	All
Local Planning Mechanism	EMA
Estimated Time Frame for Completion	2025
Estimated Cost	\$5,000 each
Funding Sources	HMGP; ADECA

Priority/Status	High, Ongoing City of Springville has installed a backup generator at Fire Stations #1 & 2, installed a permanent generator at Sewer Lift Station on Marietta Rd and has obtained portable generator to use a water pumping stations. Need additional generator for City Hall and Police Station.
Mitigation Action	Encourage the construction/installation of safe rooms within new public buildings, such as new schools, libraries, community centers, and other public buildings where feasible, to include fire stations, police stations, and utility facilities, etc.
Goal	#4
Hazard(s) Addressed	Tornadoes, Thunderstorms, Hail
Local Planning Mechanism	EMA; Local Governments
Estimated Time Frame for Completion	2025
Estimated Cost	
Funding Sources	HMGP; ADECA
Priority/Status	High, Ongoing City of Springville has purchased and installed a safe room for personnel at Springville Fire Station #2.
Mitigation Action	Continue program to subsidize safe room construction in existing homes.
Goal	#4
Hazard(s) Addressed	Tornadoes, Thunderstorms, Hail
Local Planning Mechanism	EMA
Estimated Time Frame for Completion	2025
Estimated Cost	\$5,000 - \$10,000 each
Funding Sources	HMGP; ADECA

Priority/Status	High, Ongoing In 2011/2012, St. Clair County applied for and was awarded 7 HMGP Individual Storm Shelter grants resulting in 69 approved individual storm shelter applications. 47 of the 69 approved shelters have been installed as of March 2014. These shelters went into existing homes, outside of existing homes (in-ground), and in new homes.
Mitigation	Construct freestanding public community safe rooms in vulnerable locations.
Goal	#4
Hazard(s) Addressed	Tornadoes, Thunderstorms, Hail
Local Planning Mechanism	EMA
Estimated Time Frame for Completion	2025
Estimated Cost	\$400,000 each
Funding Sources	HMGP; ADECA
Priority/Status	High, Ongoing Completed construction of community safe room on Village Springs Road.
Mitigation Action	Encourage the construction/installation of safe rooms in new and existing construction, to include fire stations, police stations, and utility facilities, etc.
Goal	#4
Hazard(s) Addressed	Tornadoes, Thunderstorms, Hail
Local Planning Mechanism	EMA
Estimated Time Frame for Completion	2025
Estimated Cost	\$5,000 - \$10,000
Funding Sources	HMGP; ADECA

Priority/Status	High, Ongoing Completed installation of storm shelter at Fire Station #2 for fire department personnel. In process of constructing two additional community safe rooms: one located at Fire Station #1 and the other at the new sports complex on Springville Station Blvd. Completed installation of four individual storm shelters by citizens and the 5 th one is underway.
Mitigation Action	Continue to provide adequate safe rooms and community shelters, to include fire stations, police stations, and utility facilities, etc.
Goal	#4
Hazard(s) Addressed	Tornadoes, Thunderstorms, Hail
Local Planning Mechanism	Local Government; EMA
Estimated Time Frame for Completion	2025
Estimated Cost	\$5,000 - \$150,000 each
Funding Sources	HMGP; ADECA; Local
Priority/Status	High, Ongoing Both community safe rooms and individual storm shelters have been installed/constructed. The City wishes to continue this practice as funding becomes available.
Mitigation Action	Prepare and implement standard operating procedures for drainage system maintenance. Make drainage improvements near the Elementary and Middle Schools. New: Make drainage improvements near the Senior Center on Robinson Street.
Goal	#4
Hazard(s) Addressed	Floods/Flash Floods
Local Planning Mechanism	County Engineer
Estimated Time Frame for Completion	2025
Estimated Cost	
Funding Sources	Local
Priority/Status	High, Ongoing, New Completed stormwater abatement project along Hwy. 11 at Old Talladega Road.

Town of Steele's Mitigation Actions	
Mitigation Action	Seek a countywide update of all FIRMs in digital format, with an emphasis on detailed studies of developed and developing areas with elevations provided and floodways delineated.
Goal	#1
Hazard(s) Addressed	Floods/Flash Floods
Point of Contact Person for this Action	County Engineer; Flood Plain Manager
Estimated Time Frame for Completion	Completed
Estimated Cost	
Funding Sources	FEMA Map Update Program
Priority/Status	Completed A risk map project has been done recently and preliminary maps are available in the FEMA map service center.
Mitigation Action	Train local flood plain managers through programs offered through the State Flood Manager and FEMA's training center in Emmitsburg, Maryland.
Goal	#1
Hazard(s) Addressed	Floods/Flash Floods
Point of Contact Person for this Action	Flood Plain Manager; EMA
Estimated Time Frame for Completion	2025
Estimated Cost	
Funding Sources	HMGP; ADECA
Priority/Status	High, Ongoing No action was taken during the past five years due to lack of available funding.
Mitigation Action	Maintain a library of technical assistance and guidance materials to support the local flood plain manager.
Goal	#1
Point of Contact Person for this Action	Flood Plain Manager; EMA
Estimated Time Frame for Completion	2025
Estimated Cost	
Funding Sources	HMGP; ADECA

Priority/Status	Medium, Ongoing No action was taken during the past five years due to lack of available funding.
Mitigation Action	Promote the adoption of a uniform flood hazard prevention ordinance with higher regulatory standards that discourage flood plain development and seek to maintain the natural and beneficial functions of flood plains.
Goal	#1
Hazard(s) Addressed	Floods/Flash Floods
Point of Contact Person for this Action	Flood Plain Manager; Local Government
Estimated Time Frame for Completion	2025
Estimated Cost	
Funding Sources	HMGP; ADECA
Priority/Status	High, Ongoing No action was taken during the past five years due to lack of available funding.
Mitigation Action	Consider the adoption of a uniform storm water management ordinance that maintains pre-development runoff rates.
Goal	#1
Hazard(s) Addressed	Floods/Flash Floods
Point of Contact Person for this Action	County Engineer
Estimated Time Frame for Completion	2025
Estimated Cost	
Funding Sources	HMGP; ADECA
Priority/Status	High, Ongoing No action was taken during the past five years due to lack of available funding.
Mitigation Action	Apply for and maintain membership in the CRS Program.
Goal	#1
Hazard(s) Addressed	Floods/Flash Floods
Point of Contact Person for this Action	Flood Plain Manager
Estimated Time Frame for Completion	2025

Estimated Cost	
Funding Sources	HMGP; ADECA; Local
Priority/Status	Low, Ongoing No action was taken during the past five years due to lack of available funding.
Mitigation Action	Continue to participate in the NFIP
Goal	#1
Hazard(s) Addressed	Floods/Flash Floods
Point of Contact Person for this Action	Flood Plain Manager
Estimated Time Frame for Completion	2025
Estimated Cost	
Funding Sources	HMGP; ADECA; Local
Priority/Status	High, Ongoing Steele is a participating member of the NFIP and plans to continue.
Mitigation Action	Seek funding sources, such as Community Development Block Grant Funds, to assist low income homeowners with building retrofits to protect against flood damage.
Goal	#2
Hazard(s) Addressed	Flood/Flash Floods
Point of Contact Person for this Action	Flood Plain Manager; EMA
Estimated Time Frame for Completion	2025
Estimated Cost	
Funding Sources	CDBG; Local; ADECA
Priority/Status	Low, Ongoing No action was taken during the past five years due to lack of available funding.
Mitigation Action	Provide technical assistance to owners of pre-FIRM buildings to advise on available retrofits to protect against flood damage.
Goal	#2
Hazard(s) Addressed	Floods/Flash Floods
Point of Contact Person for this Action	Flood Plain Manager

Estimated Time Frame for Completion	2025
Estimated Cost	
Funding Sources	HMGP; ADECA; Local
Priority/Status	Low, Ongoing No action was taken during the past five years due to lack of available funding.
Mitigation Action	Promote the purchase of insurance coverage by property owners and renters for flooding, sinkhole, and earthquake damages in high risk areas.
Goal	#6
Hazard(s) Addressed	Floods/Flash Floods, Earthquakes, Sinkholes
Point of Contact Person for this Action	Flood Plain Manager; EMA
Estimated Time Frame for Completion	2025
Estimated Cost	
Funding Sources	Local
Priority/Status	High, Ongoing The county has posted information on their Facebook page and in Public Information presentations.
Mitigation Action	Encourage the Multiple Listing Service (MLS) to require flood plain location disclosure as a condition for each real estate listing.
Goal	#6
Hazard(s) Addressed	Floods/Flash Floods
Point of Contact Person for this Action	Local Government
Estimated Time Frame for Completion	2025
Estimated Cost	
Funding Sources	HMGP; Local
Priority/Status	High, Ongoing No action was taken during the past five years due to lack of available funding.
Mitigation Action	Distribute FEMA publication 320 – Taking Shelter from the Storm: Building a Safe Room in

	your house – through building permit and inspection offices.
Goal	#6
Hazard(s) Addressed	Thunderstorms, Tornadoes, Hurricanes, Tropical Storms, Tropical Depressions, High Winds, Strong Winds
Point of Contact Person for this Action	EMA
Estimated Time Frame for Completion	2025
Estimated Cost	
Funding Sources	HMGP; Local
Priority/Status	High, Ongoing No action was taken during the past five years due to lack of available funding.
Mitigation Action	Publicize the availability of FIRM information to real estate agents, builders, developers, and homeowners through local trade publications and newspaper announcements.
Goal	#6
Hazard(s) Addressed	Floods/Flash Floods
Local Planning Mechanism	EMA
Estimated Time Frame for Completion	2025
Estimated Cost	
Funding Sources	HMGP; Local
Priority/Status	Medium, Ongoing No action was taken during the past five years due to lack of available funding.
Mitigation Action	Continue the active programs and activities of the St. Clair County EMA to promote mitigation and severe weather awareness.
Goal	#6
Hazard(s) Addressed	All
Local Planning Mechanism	EMA
Estimated Time Frame for Completion	2025
Estimated Cost	
Funding Sources	HMGP; Local

Priority/Status	<p>High, Ongoing</p> <p>St. Clair County has distributed public information materials for the CSEPP Campaign to include: brochures in English and Spanish; zone maps; school brochures; school videos; all hazard videos; newspaper ads; television ads; radio ads; I-20 billboard; football program ads; and stadium fence sign ads. In addition: numerous newspaper articles about any subject concerning the safety and well-being of county residents, especially weather safety and weather events, CSEPP activities, hazardous materials accidents, training activities, etc.; full page newspaper ad (Be Prepared); Duran Jr. High volleyball team flyer; church flyer, Are You Prepared?; Food World pharmacy bags; Amateur Radio Field Day flyer; Webpage on county website; On Hold phone messages; county newsletter; Emergency Information Guide; 72 & You logo design; County Health Fairs; PR items distributed – pens, notebooks, rulers, bags, etc.; Special Pops items included: Caregivers Resource Guide and Masters of Disaster kits; and submitted and/or approved all special needs newsletters/info sheets/flyers.</p> <p>Facebook and Twitter postings of articles, charts and tables, and other emergency and preparedness information. Participation in radio talk shows.</p>
Mitigation Action	Obtain free publications from FEMA, NWS, USGS, and other federal and state agencies and deposit these materials with local libraries.
Goal	#6
Hazard(s) Addressed	All
Local Planning Mechanism	EMA
Estimated Time Frame for Completion	2025
Estimated Cost	
Funding Sources	Local
Priority/Status	<p>Medium, Ongoing</p> <p>Animal Emergency Planning Brochures were ordered and made available to the public.</p>

Mitigation Action	Maintain local library repositories with the latest available publications.
Goal	#6
Hazard(s) Addressed	All
Local Planning Mechanism	EMA
Estimated Time Frame for Completion	2025
Estimated Cost	
Funding Sources	Local
Priority/Status	Low, Ongoing Per coordination with each library, items are made available to the public.
Mitigation Action	Distribute hazard mitigation brochures to area schools for distribution to students.
Type	Public Education and Awareness
Goal	#6
Hazard(s) Addressed	All
Local Planning Mechanism	EMA
Estimated Time Frame for Completion	2025
Estimated Cost	
Funding Sources	Local
Priority/Status	Medium, Ongoing Brochures in the form of coloring books were distributed to schools.
Mitigation Action	Promote the use of weather radios in households and businesses
Goal	#6
Hazard(s) Addressed	All
Local Planning Mechanism	EMA; Flood Manager
Estimated Time Frame for Completion	2025
Estimated Cost	
Funding Sources	HMGP; Local

Priority/Status	High, Ongoing Weather Alert Radios were distributed to all residents of St. Clair County as part of the 2009 CSEP Program Closeout. Radios were distributed until depleted in 2013. The EMA strongly promoted the use of weather alert radios on radio talk shows, during public presentations, in newspaper article and on Facebook and Twitter.
Mitigation Action	Seek technical assistance through the Alabama Cooperative Extension System with Best management practices (BMPs) for channel and drainage system maintenance.
Goal	#3
Hazard(s) Addressed	All
Local Planning Mechanism	County Engineer
Estimated Time Frame for Completion	2025
Estimated Cost	
Funding Sources	HMGP
Priority/Status	High, Ongoing No action was taken during the past five years due to lack of available funding.
Mitigation Action	Support the Alabama Skywarn Foundation efforts to distribute weather radios to low-income households, especially in rural areas outside of siren coverage areas.
Goal	#5
Hazard(s) Addressed	All
Local Planning Mechanism	EMA
Estimated Time Frame for Completion	2025
Estimated Cost	
Funding Sources	HMPG; ADECA; Local

Priority/Status	High, Ongoing The EMA is not aware of any weather alert radios being distributed in St. Clair County by the Alabama Skywarn Foundation; however, St. Clair County EMA distributed these radios to all residents of the county as part of the CSEP Program Closeout in 2009 and 2010 until the stock was depleted in 2013.
Mitigation Action	Purchase, install, and test emergency warning sirens, as needed. Upgrade existing equipment as needed.
Goal	#5
Hazard(s) Addressed	All
Local Planning Mechanism	EMA
Estimated Time Frame for Completion	2025
Estimated Cost	\$30,000 each
Funding Sources	\$25K HGMP/ADECA
Priority/Status	High, Ongoing In 2005 and 2006, St. Clair County used HMGP funds to install 8 Vortex Sirens and 1 Tone Only Vortex Siren. In 2010, St. Clair County upgraded 25 sirens from WPS 2800 to WPS 2900 series. In 2012, St. Clair County sent county employees to Whelen to learn basic siren maintenance to reduce overall maintenance cost and to be able to more quickly address siren issues. St. Clair County purchased a bucket truck and tools to perform maintenance on siren systems.
Mitigation Action	Purchase emergency generators for post-disaster mitigation and conduct routine tests on backup generators for all critical facilities
Goal	#5
Hazard(s) Addressed	All
Local Planning Mechanism	EMA
Estimated Time Frame for Completion	2025
Estimated Cost	\$5,000 each
Funding Sources	HMGP; ADECA

Priority/Status	High, Ongoing No action was taken during the past five years due to lack of available funding.
Mitigation Action	Encourage the construction of safe rooms within new public buildings, such as new schools, libraries, community centers, and other public buildings where feasible.
Goal	#4
Hazard(s) Addressed	Tornadoes, Thunderstorms, Hail
Local Planning Mechanism	EMA; Local Governments
Estimated Time Frame for Completion	2025
Estimated Cost	
Funding Sources	HMGP; ADECA
Priority/Status	High, Ongoing No action was taken during the past five years due to lack of available funding.
Mitigation Action	Continue program to subsidize safe room construction in existing homes.
Goal	#4
Hazard(s) Addressed	Tornadoes, Thunderstorms, Hail
Local Planning Mechanism	EMA
Estimated Time Frame for Completion	2025
Estimated Cost	\$5,000 - \$10,000 each
Funding Sources	HMGP; ADECA
Priority/Status	High, Ongoing No action was taken during the past five years due to lack of available funding.

Mitigation Action	Construct freestanding public community safe rooms in vulnerable locations.
Goal	#4
Hazard(s) Addressed	Tornadoes, Thunderstorms, Hail
Local Planning Mechanism	EMA
Estimated Time Frame for Completion	2025
Estimated Cost	\$150,000 each
Funding Sources	HMGP; ADECA
Priority/Status	High, Ongoing No action was taken during the past five years due to lack of available funding.
Mitigation Action	Encourage the construction of safe rooms in new and existing construction.
Goal	#4
Hazard(s) Addressed	Tornadoes, Thunderstorms, Hail
Local Planning Mechanism	EMA
Estimated Time Frame for Completion	2025
Estimated Cost	\$5,000 - \$10,000
Funding Sources	HMGP; ADECA
Priority/Status	High, Ongoing No action was taken during the past five years due to lack of available funding.
Mitigation Action	Continue to provide adequate safe rooms and community shelters
Goal	#4
Hazard(s) Addressed	Tornadoes, Thunderstorms, Hail
Local Planning Mechanism	Local Government; EMA
Estimated Time Frame for Completion	2025
Estimated Cost	\$5,000 - \$150,000 each
Funding Sources	HMGP; ADECA; Local
Priority/Status	High, Ongoing No action was taken during the past five years due to lack of available funding.

Mitigation Action	Prepare and implement standard operating procedures for drainage system maintenance.
Goal	#4
Hazard(s) Addressed	Floods/Flash Floods
Local Planning Mechanism	County Engineer
Estimated Time Frame for Completion	2025
Estimated Cost	
Funding Sources	Local
Priority/Status	High, Ongoing No action was taken during the past five years due to lack of available funding.

5.5.4 Calhoun County Jurisdictions Mitigation Actions

- 1. Calhoun County**
- 2. City of Anniston**
- 3. Town of Hobson City**
- 4. City of Jacksonville**
- 5. Town of Ohatchee**
- 6. City of Oxford**
- 7. City of Piedmont**
- 8. City of Weaver**

Please note, the following stakeholders wished to submit mitigation action plans as well.

- 1. Calhoun County Board of Education**
- 2. Anniston Regional Medical Center**
- 3. Anniston Wastewater and Sewer Board**
- 4. Calhoun County Volunteer Fire Departments**
- 5. Piedmont Healthcare**
- 6. Piedmont Rescue Squad**

Calhoun County Mitigation Actions

Mitigation Action	Buyouts of properties in Special Flood Hazard Areas
Goal	#2
Hazard(s) Addressed	Floods/Flash Flooding
Local Planning Mechanism	Calhoun County Engineer
Estimated Time Frame for Completion	2025
Estimated Cost	\$2,000,000
Funding Sources	HMA, County Funds
Priority/Status	Low, Ongoing 2020- County still has interest but budgetary restraints have prevented it from being completed.
Mitigation Action	
	County wide bridge repair and replacement.
Goal	#4
Hazard(s) Addressed	Floods/Flash Flooding
Local Planning Mechanism	Calhoun County Engineer
Estimated Time Frame for Completion	-
Estimated Cost	\$2,000,000
Funding Sources	HMA, County Funds
Priority/Status	High, Completed
Mitigation Action	
	Drainage improvement projects on Post Oak Rd, Rock Springs Rd, Golden Valley Rd, Meeks Rd, Hollingsworth Dr, and Hellamanard Rd.
Goal	#4
Hazard(s) Addressed	Floods/Flash Flooding
Local Planning Mechanism	Calhoun County Engineer
Estimated Time Frame for Completion	2025
Estimated Cost	\$2,000,000
Funding Sources	HMA, County Funds
Priority	High
Priority/Status	High, Ongoing Work has started on these projects.
Mitigation Action -	
	Install community safe rooms in vulnerable areas of the County
Type	Structural Project
Goal	#4
Hazard(s) Addressed	Tornado, Hurricane, Severe Storms
Local Planning Mechanism	Calhoun County Commission

Estimated Time Frame for Completion	2025
Estimated Cost	\$125,000
Funding Sources	PDM, HMGP, County Funds
Priority/Status	High, Ongoing 2020- The County has installed one community safe room since the last plan update. The County has also applied for additional grants to construct more safe rooms

Mitigation Action	
	Install back-up generators at critical operating locations such as logistical sites, designated mass care shelter facilities, public safety sites, environmental/waste control sites, administration building, and government office annexes.
Goal	#5
Hazard(s) Addressed	All Hazards
Local Planning Mechanism	Calhoun County Commission
Estimated Time Frame for Completion	2025
Estimated Cost	\$35-75,000 per generator
Funding Sources	HMA, County Funds
Priority/Status	High, Ongoing 2020- County still has interest but budgetary restraints have prevented it from being completed.
Mitigation Action	
	Install safe rooms at critical locations such as schools, county highway department, landfill, administration building, and courthouse annex.
Goal	#4
Hazard(s) Addressed	All Hazards
Local Planning Mechanism	Calhoun County Commission
Estimated Time Frame for Completion	2025
Estimated Cost	\$100-500,000 per Safe room
Funding Sources	HMGP
Priority/Status	High, Ongoing 2020- County still has interest but budgetary restraints have prevented it from being completed.
Mitigation Action -	
	Support the installation of residential safe rooms in private dwellings, mobile home parks, businesses, houses of worship, and other locations.
Goal	#4
Hazard(s) Addressed	Tornado, Hurricane, Severe Storms

Local Planning Mechanism	Calhoun County Commission
Estimated Time Frame for Completion	2020
Estimated Cost	\$5-10,000 per Saferoom
Funding Sources	HMGP, private funds
Priority/Status	High, Ongoing Calhoun County continues to support and promote residential safe rooms construction

City of Anniston's Mitigation Actions	
Mitigation Action	Comprehensive drainage plan for the City of Anniston to include newly annexed areas of Blue Mountain, Fort McClellan, and Coldwater Mountain.
Goal	#1
Hazard(s) Addressed	Floods/Flash Floods
Local Planning Mechanism	Public Works Director
Estimated Time Frame for Completion	2025
Estimated Cost	\$100,000
Funding Sources	HMGP, FMA, CDBG, City Funds
Priority/Status	Low, Ongoing 2020- The city has reviewed this project and wants the action to remain in this plan revision. Budgetary restraints have prevented this from being implemented thus far.
Mitigation Action	
	Drainage improvements throughout the city as identified by the Public Works Director
Goal	#1
Hazard(s) Addressed	Floods/Flash Floods
Local Planning Mechanism	Public Works Director
Estimated Time Frame for Completion	2025
Estimated Cost	\$150,000
Funding Sources	City Funds, HMGP, FMA, CDBG
Priority/Status	High, Ongoing The city has upgraded drainage system and continues to correct problems as they occur. They want the action to remain in this plan revision.
Mitigation Action	
	Obtain a Public Works Emergency Radio System
Goal	#5
Hazard(s) Addressed	All Hazards
Local Planning Mechanism	Public Works Director
Estimated Time Frame for Completion	2025
Estimated Cost	\$50,000
Funding Sources	City Funds, DHS, Nextel Grants

Priority/Status	Low, Ongoing The city has reviewed this project and wants the action to remain in this plan revision. Budgetary restraints have prevented this from being implemented thus far.
Mitigation Action	Construct a series of retention ponds for flood control.
Goal	#4
Hazard(s) Addressed	Floods/Flash Floods
Local Planning Mechanism	Public Works Director
Estimated Time Frame for Completion	Ongoing Project
Estimated Cost	\$2,000,000
Funding Sources	City Funds, HMGP, FMA, CDBG
Priority/Status	Medium, Ongoing 2020- The city has reviewed this project and wants the action to remain in this plan revision. Budgetary restraints have prevented this from being implemented thus far.
Mitigation Action	Purchase back-up generators for all fire stations.
Goal	#4
Hazard(s) Addressed	All Hazards
Local Planning Mechanism	Fire Chief
Estimated Time Frame for Completion	2025
Funding Sources	City Funds, HMGP,
Benchmark	Medium, Ongoing 2020- The city has reviewed this project and wants the action to remain in this plan revision. Budgetary restraints have prevented this from being implemented thus far.

Town of Hobson City's Mitigation Actions	
Mitigation Action	Initiate drainage improvements along the Eastern portion of Martin Luther King, Jr. Drive.
Goal	#1
Hazard(s) Addressed	Floods/Flash Floods
Local Planning Mechanism	City Clerk, Mayor
Estimated Time Frame for Completion	2025
Estimated Cost	\$150,000
Funding Sources	CDBG, HMGP, FMA
Priority/Status	High, Ongoing 2020- The town would like to complete this project, but budgetary restraints have prevented it from being completed thus far.
Mitigation Action	
	Adopt and enforce standard building codes.
Goal	#2
Hazard(s) Addressed	Thunderstorms, Heavy Snow, Ice Storms, Extreme Cold, Hurricanes, Tropical Storms, Tropical Depressions, High Winds and Strong Winds
Local Planning Mechanism	City Clerk, Mayor
Estimated Time Frame for Completion	2025
Estimated Cost	Unknown
Funding Sources	This project is under review at this time. The City will amend the plan if it chooses to remove this action item. Ultimately developers of new structures and the purchasers of those structures would absorb costs of building codes.
Priority/Status	High, Under Review 2020- The town still has interest in this project but budgetary restraints have prevented it from being completed thus far.
Mitigation Action	
	Adopt and enforce landscape ordinance.
Goal	#2
Hazard(s) Addressed	Floods/Flash Floods
Local Planning Mechanism	City Clerk, Mayor
Estimated Time Frame for Completion	2025
Estimated Cost	Unknown
Funding Sources	Ultimately developers of new structures and the purchasers of those structures would absorb costs of ordinances.

Priority/Status	High, Ongoing 2020- This town still has interest in this project but budgetary restraints have prevented it from being completed thus far.
Mitigation Action -	
Goal	Emergency backup generator for City Hall.
Hazard(s) Addressed	#4
Local Planning Mechanism	All Hazards
Estimated Time Frame for Completion	City Clerk, Mayor
Estimated Cost	2025
Funding Sources	\$35,000
Priority/Status	HMA
Priority/Status	High, Ongoing 2020- The town would like to complete this project, but budgetary restraints have prevented it from being completed thus far.
Mitigation Action -	
Goal	Construct community safe room for the town.
Hazard(s) Addressed	#4
Local Planning Mechanism	Thunderstorms, Hail, High Winds, Strong Winds, Tornadoes
Estimated Time Frame for Completion	City Clerk, Mayor
Estimated Cost	2025
Funding Sources	\$150-300,000
Priority/Status	HMA
Priority/Status	High, Ongoing 2020- The town is working with the County on a grant to construct a community safe room
Mitigation Action	
Goal	Continue the active programs and activities of the Calhoun County EMA to promote mitigation and severe weather awareness.
Hazard(s) Addressed	#6
Local Planning Mechanism	All
Estimated Time Frame for Completion	Calhoun County EMA
Estimated Cost	2025
Funding Sources	unknown
Priority/Status	HMGP; Local
Priority/Status	High, New

City of Jacksonville's Mitigation Action Plan

Mitigation Action	Compose and maintain a contingency plan for the City.
Goal	#1
Hazard(s) Addressed	All Hazards
Local Planning Mechanism	Planning and Building
Estimated Time Frame for Completion	2025
Estimated Cost	\$6,500 initial cost, \$1,000 biannually for updates.
Funding Sources	CDBG Planning, DHS, HMGP
Priority/Status	Medium, Ongoing The City has reviewed this project and still has interest in it. Budgetary restraints have prevented this from being implemented thus far.
Mitigation Action	Initiate drainage improvements throughout the City as identified by the City
Goal	#1
Hazard(s) Addressed	Floods/Flash Floods
Local Planning Mechanism	Street Department
Estimated Time Frame for Completion	2025
Estimated Cost	\$70,000
Funding Sources	HMGP, CDBG, DOT, City/County Funds, Loans
Priority/Status	High, Ongoing The City has reviewed this project and still has interest in it. Budgetary restraints have prevented this from being implemented thus far.
Mitigation Action	Adopt and enforce landscape ordinance.
Goal	#2
Hazard(s) Addressed	Floods/Flash Floods
Local Planning Mechanism	Planning and Building
Estimated Time Frame for Completion	2025
Estimated Cost	Unknown
Funding Sources	Ultimately developers of new structures and the purchasers of those structures would absorb costs of ordinances.
Priority/Status	Low, Ongoing The City has reviewed this project and still has interest in it. Budgetary restraints have prevented this from being implemented thus far.

Mitigation Action	Investigate Community Rating System activities and assess the feasibility of implementing CRS activities of the NFIP.
Goal	#2
Hazard(s) Addressed	Floods/Flash Floods
Local Planning Mechanism	Planning and Building
Estimated Time Frame for Completion	2025
Estimated Cost	\$2,000
Funding Sources	City Funds, DHS (FEMA)
Priority/Status	Medium, Ongoing The City has reviewed this project and still has interest in it. Budgetary restraints have prevented it from being implemented thus far.
Mitigation Action	Improve public education about mitigation and natural hazards. 2009 – The Town supports public education regarding natural hazards. Information is made available at City Hall and the public library.
Goal	#6
Hazard(s) Addressed	All Hazards
Local Planning Mechanism	All Departments
Estimated Time Frame for Completion	2025
Estimated Cost	\$1,000 per year
Funding Sources	NOAA, ED, HMGP, City Funds
Priority/Status	High, Ongoing The City supports public education regarding natural hazards. Information is made available at City Hall and the public library.
Mitigation Action	Initiate bridge replacement throughout the City as identified by the City
Goal	#4
Hazard(s) Addressed	Floods/Flash Floods
Local Planning Mechanism	Street Department
Estimated Time Frame for Completion	2025
Estimated Cost	\$100,000
Funding Sources	HMGP, CDBG, DOT, City/County Funds, Loans
Priority/Status	Medium, Ongoing The City has reviewed this project and still has interest in it. Budgetary restraints have prevented this from being implemented thus far.

Mitigation Action	Purchase of emergency generator with automatic transfer switch for water booster stations throughout the City
Goal	#5
Hazard(s) Addressed	All Hazards
Local Planning Mechanism	Water Works, Gas and Sewer
Estimated Time Frame for Completion	2025
Estimated Cost	\$58,830
Funding Sources	HMGP
Priority/Status	High, Ongoing The City has reviewed this project and still has interest in it. Budgetary restraints have prevented this from being implemented thus far.
Mitigation Action	Construction of community safe room within proposed public safety complex.
Goal	#4
Hazard(s) Addressed	Thunderstorms, Hail, High Winds, Strong Winds, Tornadoes
Local Planning Mechanism	Water Works, Gas and Sewer
Estimated Time Frame for Completion	2016
Estimated Cost	TBD
Funding Sources	HMGP
Priority/Status	High Completed
Mitigation Action	Construction of first responder safe room within proposed public safety complex.
Goal	#4
Hazard(s) Addressed	Thunderstorms, Hail, High Winds, Strong Winds, Tornadoes
Local Planning Mechanism	Water Works, Gas and Sewer
Estimated Time Frame for Completion	2016
Estimated Cost	TBD
Funding Sources	HMGP
Priority/Status	High Completed
Mitigation Action	Construct tornado community Saferooms throughout the City.
Goal	#4

Hazard(s) Addressed	Thunderstorms, Hail, High Winds, Strong Winds, Tornadoes
Local Planning Mechanism	Water Works, Gas and Sewer
Estimated Time Frame for Completion	2025
Estimated Cost	TBD
Funding Sources	HMGP
Priority/Status	High New Project
Mitigation Action	Buyouts of repetitive loss properties located in Special Flood Hazard Areas.
Goal	#2
Hazard(s) Addressed	Floods/Flash Floods
Local Planning Mechanism	Planning and Building
Estimated Time Frame for Completion	Deleted
Estimated Cost	Unknown
Funding Sources	HMGP, City Funds
Priority/Status	No longer relevant; the City no longer has interest in this project. Deleted

Town of Ohatchee's Mitigation Action Plan

Mitigation Action	Compose and maintain a contingency plan for the town.
Goal	#1
Hazard(s) Addressed	All Hazards
Local Planning Mechanism	Mayor
Estimated Time Frame for Completion	2025
Estimated Cost	\$6,500 initial cost, \$1,000 biannually for update
Funding Sources	ARC, HMGP
Priority/Status	Medium, Ongoing 2020- The Town has reviewed this project and still has interest in it. Budgetary restraints have prevented this from being implemented thus far.
Mitigation Action	
	Install rip-rap along the banks of the Coosa River.
Goal	#2
Hazard(s) Addressed	Floods/Flash Flooding
Local Planning Mechanism	Mayor
Estimated Time Frame for Completion	2025
Estimated Cost	\$35,000
Funding Sources	HMGP, Alabama Power, Dept. of Agriculture, Conservation Service
Priority/Status	High, Ongoing This item has been completed; however, it is a recurring issue/item.
Mitigation Action	
	Construct a clean- out box to alleviate drainpipe blockage on Hart's Ferry Road.
Goal	#2
Hazard(s) Addressed	Floods/Flash Flooding
Local Planning Mechanism	Mayor
Estimated Time Frame for Completion	2025
Estimated Cost	Unknown at this time
Funding Sources	HMGP, City Funds, CDBG
Priority/Status	High, Ongoing This project is underway.
Mitigation Action	
	Buy outs of properties located in SFHA's.
Type	Property Protection
Goal	#2
Hazard(s) Addressed	Floods/Flash Flooding

Local Planning Mechanism	Mayor
Estimated Time Frame for Completion	2025
Estimated Cost	Unknown
Funding Sources	HMGP, FMA, Local funds
Priority/Status	Low, Ongoing 2020- The Town has reviewed this project and still has interest in it. Budgetary restraints have prevented this from being implemented thus far.
Mitigation Action	
Mitigation Action	Improve public education about mitigation and natural hazards.
Goal	#6
Hazard(s) Addressed	All Hazards
Local Planning Mechanism	Mayor
Estimated Time Frame for Completion	2025
Estimated Cost	\$1,000 / Year
Funding Sources	HMGP and Town Funds
Priority/Status	Low, Ongoing 2020- The Town supports public education regarding natural hazards. Information is made available at public locations throughout the town.
Mitigation Action	
Mitigation Action	Retrofit the Senior Citizen's Center as a community safe room.
Goal	#4
Hazard(s) Addressed	Thunderstorms, Hail, Tornados, Hurricanes, Tropical Storms, Tropical Depressions, High Winds, Strong Winds
Local Planning Mechanism	Mayor
Estimated Time Frame for Completion	2025
Estimated Cost	\$15,000
Funding Sources	CDBG, DHS, ARC
Priority/Status	Low, Ongoing 2020- The Town has reviewed this project and still has interest in it. Budgetary restraints have prevented this from being implemented thus far.

City of Oxford's Mitigation Action Plan

Mitigation Action	Buyouts of repetitive loss properties
Goal	#2
Hazard(s) Addressed	Floods/Flash Floods
Local Planning Mechanism	City Engineer
Estimated Time Frame for Completion	2025
Estimated Cost	Unknown at this time
Funding Sources	HMGP, City Funds
Priority/Status	Low, Ongoing 2020- The city has interest in continuing this project but budgetary restraints have prevented it from being completed.
Mitigation Action	
	Retrofit Oxford's Civic Center
Goal	#4
Hazard(s) Addressed	Thunderstorms, Tornadoes, High/Strong Winds
Local Planning Mechanism	City Engineer
Estimated Time Frame for Completion	2025
Estimated Cost	\$250,000
Funding Sources	HMGP, City Funds
Priority/Status	High, Ongoing 2020- The city has interest in continuing this project but budgetary restraints have prevented it from being completed.
Mitigation Action -	
	Improved drainage systems in flood prone areas of the city
Goal	#2
Hazard(s) Addressed	Floods/Flash Floods
Local Planning Mechanism	City Engineer
Estimated Time Frame for Completion	2025
Estimated Cost	Unknown at this time
Funding Sources	HMGP, City Funds
Priority/Status	High, Ongoing 2020- The city has interest in continuing this project but budgetary restraints have prevented it from being completed.
Mitigation Action -	
	Possible use of retention/detention ponds to aid in storm water runoff.
Goal	#2

Hazard(s) Addressed	Floods/Flash Floods
Local Planning Mechanism	City Engineer
Estimated Time Frame for Completion	2025
Estimated Cost	Unknown at this time
Funding Sources	HMGP, City Funds
Priority/Status	Low, Ongoing 2020- The city has interest in continuing this project but budgetary restraints have prevented it from being completed.
Mitigation Action	
	Continue to participate in the NFIP
Goal	#1
Hazard(s) Addressed	Floods/Flash Floods
Local Planning Mechanism	Flood Plain Manager
Estimated Time Frame for Completion	2025
Estimated Cost	
Funding Sources	HMGP
Priority/Status	High, Ongoing 2020- The city has interest in continuing this project, but budgetary restraints have prevented it from being completed.
Mitigation Action	
	Purchase emergency generators at all critical facilities in the City
Goal	#5
Hazard(s) Addressed	All Hazards
Local Planning Mechanism	Fire Department
Estimated Time Frame for Completion	2025
Estimated Cost	
Funding Sources	HMGP, ADECA
Priority/Status	High, Ongoing 2020- The city has interest in continuing this project but budgetary restraints have prevented it from being completed.
Mitigation Action -	
	Construct/Install adequate safe rooms and community shelters, to include generators.
Goal	#4
Hazard(s) Addressed	Thunderstorms, Tornadoes, High/Strong Winds
Local Planning Mechanism	Fire Department
Estimated Time Frame for Completion	2025
Estimated Cost	\$125,000 each

Funding Sources	HMGP and City Funds
Priority/Status	High, Ongoing 2020- The city has purchased 2 community Saferooms since the last update.
Mitigation Action	Continue the active programs and activities of the Calhoun County EMA to promote mitigation and severe weather awareness.
Goal	#6
Hazard(s) Addressed	All
Local Planning Mechanism	Calhoun County EMA
Estimated Time Frame for Completion	2025
Estimated Cost	unknown
Funding Sources	HMGP; Local
Priority/Status	High, New

City of Piedmont's Mitigation Action Plan	
Mitigation Action	Drainage improvements from Southern Avenue through Housing Authority under Highway 278 by- pass to rear of Piedmont Plaza shopping center.
Goal	#1
Hazard(s) Addressed	Floods/Flash Floods
Local Planning Mechanism	Public Works Director
Estimated Time Frame for Completion	2025
Estimated Cost	Unknown at this time
Funding Sources	HMGP, City Funds, CDBG
Priority/Status	High, Ongoing 2020- The City has reviewed this project and still has interest in it. Budgetary restraints have prevented this from being implemented thus far.
Mitigation Action	
Mitigation Action	Conduct drainage improvements as needed and identified by the Public Works Director
Goal	#1
Hazard(s) Addressed	Floods/Flash Floods
Local Planning Mechanism	Public Works Director
Estimated Time Frame for Completion	2025
Estimated Cost	Unknown at this time
Funding Sources	Reduce Piedmont's risk from natural hazards
Priority/Status	High, Ongoing 2020- The City has reviewed this project and still has interest in it. Budgetary restraints have prevented this from being implemented thus far.
Mitigation Action -	
Mitigation Action -	Back-Up Generator for Critical Facilities
Goal	#5
Hazard(s) Addressed	All Hazards
Local Planning Mechanism	Public Works Director
Estimated Time Frame for Completion	2025
Estimated Cost	\$35,000
Funding Sources	HMGP
Priority/Status	High, Ongoing 2020- The City has reviewed this project and still has interest in it. Budgetary restraints have prevented this from being implemented thus far.
Mitigation Action	
Mitigation Action	Community Safe Room at Piedmont Civic Center

Goal	#4
Hazard(s) Addressed	Thunderstorms, Hail, Tornados, High Wind, Strong Wind
Local Planning Mechanism	PARD Director
Estimated Time Frame for Completion	2025
Estimated Cost	\$125,000
Funding Sources	HMGP
Priority/Status	High, Ongoing 2020- The City has reviewed this project and still has interest in it. Budgetary restraints have prevented this from being implemented thus far.
Mitigation Action -	
	Community Safe Room at Piedmont Sports Complex
Goal	#4
Hazard(s) Addressed	Thunderstorms, Hail, Tornados, High Wind, Strong Wind
Local Planning Mechanism	PARD Director
Estimated Time Frame for Completion	2025
Estimated Cost	\$125,000
Funding Sources	HMGP
Priority/Status	High, Ongoing 2020- The City has reviewed this project and still has interest in it. Budgetary restraints have prevented this from being implemented thus far.
Mitigation Action	
	Continue the active programs and activities of the Calhoun County EMA to promote mitigation and severe weather awareness.
Goal	#6
Hazard(s) Addressed	All
Local Planning Mechanism	Calhoun County EMA
Estimated Time Frame for Completion	2025
Estimated Cost	unknown
Funding Sources	HMGP; Local
Priority/Status	High, New

The following actions from Piedmont’s previous mitigation action plan were delegated to Piedmont Healthcare:

- Purchase/install four mini-split heat pumps for Units 1 and 2 patient care areas
- Purchase/install a 22KW single phase natural gas generator for Units 1 and 2 to provide power to emergency heating and cooling units in patient areas
- Purchase/install 480V 3 phase Y natural gas generator to power the wastewater lift station
- Purchase/install a 22KW single phase natural gas generator for plant operations building

The following actions from Piedmont's previous mitigation action plan were delegated to Piedmont Rescue Squad:

- Construction of safe room/storm shelter for EMS personnel. 10' x20' x8' with a max capacity of 65 persons and a certified capacity of 40 persons.
- Reserve Fuel Storage for Emergency Response Vehicles. 2450-gallon diesel storage tank. (Western Global, Transcube Model 100TCG)
- High Capacity Morgue for victim placement/storage in event of mass casualty incident with high volume fatalities
- Emergency Power Supply (Generator) for EMS station.

City of Weaver's Mitigation Action Plan

Mitigation Action	Compose and maintain contingency plan for the city.
Goal	#1
Hazard(s) Addressed	All Hazards
Local Planning Mechanism	Mayor
Estimated Time Frame for Completion	2025
Estimated Cost	\$6,500/\$1,000 biannually for updates
Funding Sources	CDBG, HMGP, City Funds
Priority/Status	Medium, Ongoing 2020- The project is underway.
Mitigation Action	Install permanent back-up generators in City Hall for Emergency Operations
Goal	#5
Hazard(s) Addressed	All Hazards
Local Planning Mechanism	Public Works
Estimated Time Frame for Completion	2025
Estimated Cost	\$25,000
Funding Sources	CDBG, HMGP, City Funds
Priority/Status	High, Completed 2020- Completed
Mitigation Action	Construction of a Community Safe Room at the new City Hall location.
Goal	#4
Hazard(s) Addressed	Thunderstorms, Hail, Tornados, High Winds, Strong Winds
Local Planning Mechanism	Mayor
Estimated Time Frame for Completion	2025
Estimated Cost	TBD
Funding Sources	HMGP
Priority/Status	Low, Ongoing 2020 The City has reviewed this project and still has interest in it. Budgetary restraints have prevented this from being implemented thus far.
Mitigation Action	Purchase of Emergency Back-Up Generator for the Fire Department
Goal	#5
Hazard(s) Addressed	All Hazards
Local Planning Mechanism	Public Works

Estimated Time Frame for Completion	2025
Estimated Cost	\$25,000
Funding Sources	HMGP
Priority/Status	<p>Medium, Ongoing</p> <p>2020 The City has reviewed this project and still has interest in it. Budgetary restraints have prevented this from being implemented thus far.</p>

Calhoun County Board of Education Mitigation Actions

Mitigation Action	Retrofit or construct security doors for all entrances at every school to prohibit non-authorized persons from entering the school, to ensure staff and student safety.
Goal	#4
Hazard(s) Addressed	Terrorists/Mass Shootings
Local Planning Mechanism	Superintendent/Principal
Estimated Time Frame for Completion	2025
Estimated Cost	\$50,000 per school
Funding Sources	HMGP
Priority/Status	High, Ongoing 2020- BOE still has interest in this project but budgetary restraints have prevented it from being completed so far.
Mitigation Action	Construct/install safe rooms to include generators at educational buildings.
Goal	#4
Hazard(s) Addressed	Thunderstorms, Tornados, High Winds, Strong Winds
Local Planning Mechanism	Superintendent/Principal
Estimated Time Frame for Completion	2025
Estimated Cost	\$125,000 to \$1,500,000 per safe room
Funding Sources	HMGP
Priority/Status	High, Ongoing 2020- BOE still has interest in this project but budgetary restraints have prevented it from being completed so far.
Mitigation Action	Purchase and install emergency back-up generators for educational buildings.
Goal	#5
Hazard(s) Addressed	All Hazards
Local Planning Mechanism	Superintendent/Principal
Estimated Time Frame for Completion	2025
Estimated Cost	\$35,000 per generator
Funding Sources	HMGP
Priority/Status	Low, Ongoing 2020- BOE still has interest in this project but budgetary restraints have prevented it from being completed so far.
Mitigation Action	Purchase and install a contemporary 800MHz radio system for all schools, school buses and administrators for communications during an emergency.

Goal	#5
Hazard(s) Addressed	All Hazards
Local Planning Mechanism	Superintendent
Estimated Time Frame for Completion	2025
Estimated Cost	\$300,000
Funding Sources	HMGP
Priority/Status	High, Ongoing 2020- BOE still has interest in this project but budgetary restraints have prevented it from being completed so far.

Volunteer Fire Departments' Mitigation Action Plan

Mitigation Action -	Purchase and install back-up generator for fire stations
Goal	#5
Hazard(s) Addressed	All hazards
Local Planning Mechanism	Fire Chief
Estimated Time Frame for Completion	2020
Estimated Cost	\$35,000
Funding Sources	HMGP
Priority/Status	High, Ongoing 2020- The agencies have reviewed this project and still has interest in it. budgetary restraints have prevented it from being implemented thus far.
Mitigation Action -	Construct/install a community safe room in each fire district.
Goal	#5
Hazard(s) Addressed	Thunderstorms, Hail, Tornados, High Winds, Strong Winds
Local Planning Mechanism	Fire Chief
Estimated Time Frame for Completion	2020
Estimated Cost	\$125,000
Funding Sources	HMGP
Priority/Status	High, Ongoing 2020- The agencies have reviewed this project and still has interest in it. budgetary restraints have prevented it from being implemented thus far.

Anniston Regional Medical Center's Mitigation Action Plan

Mitigation Action -	Purchase and install generators for medical buildings
Goal	#5
Hazard(s) Addressed	All hazards
Local Planning Mechanism	EP Coordinator
Estimated Time Frame for Completion	2025
Estimated Cost	\$35,000 each
Funding Sources	HMGP
Priority/Status	High, Ongoing 2020- Anniston RMC still has interest in this project but budgetary restraints have prevented it from being completed so far.
Mitigation Action -	
	Construct storm retrofits to medical buildings
Goal	#4
Hazard(s) Addressed	Thunderstorms, Hail, Tornados, High Winds, Strong Winds
Local Planning Mechanism	EP Coordinator
Estimated Time Frame for Completion	2025
Estimated Cost	TBD, approx. \$400,000 each
Funding Sources	HMGP
Priority/Status	High, Ongoing 2020- Anniston RMC still has interest in this project but budgetary restraints have prevented it from being completed so far.
Mitigation Action -	
	Install security measures
Goal	#5
Hazard(s) Addressed	Manmade Hazards
Local Planning Mechanism	EP Coordinator
Estimated Time Frame for Completion	2025
Estimated Cost	TBD, approx. \$500,000 each
Funding Sources	HMGP
Priority/Status	Medium, Ongoing 2020- Anniston RMC still has interest in this project but budgetary restraints have prevented it from being completed so far.

Anniston Wastewater and Sewer Board's Mitigation Action Plan

Mitigation Action	Purchase and install a back-up generator at the Krebs Water Treatment Plant
Goal	#4
Hazard(s) Addressed	All Hazards
Local Planning Mechanism	AWWSB Director
Estimated Time Frame for Completion	2025
Estimated Cost	\$85,000 per school
Funding Sources	HMGP
Priority/Status	High, Ongoing 2020- Anniston Wastewater and Sewer Board still has interest
Mitigation Action -	
Mitigation Action -	Purchase portable back-up generators for lift stations
Goal	#5
Hazard(s) Addressed	All Hazards
Local Planning Mechanism	AWWSB Director
Estimated Time Frame for Completion	2025
Estimated Cost	\$35,000
Funding Sources	HMGP, Agency Funds
Priority/Status	High, Ongoing 2020- Anniston Wastewater and Sewer Board has started the process to purchase a portable back-up generator.

Piedmont Healthcare's Mitigation Action Plan	
Mitigation Action –	Purchase/install four mini-split heat pumps for Units 1 and 2 patient care areas
Goal	#5
Hazard(s) Addressed	All Hazards
Local Planning Mechanism	Director of Plant Operations
Estimated Time Frame for Completion	2025
Estimated Cost	\$14,000 (\$3,500 each)
Funding Sources	HMGP
Priority/Status	High, Ongoing 2020- Piedmont Healthcare still has interest in this project but budgetary restraints have prevented it from being completed so far.
Mitigation Action -	
Mitigation Action -	Purchase/install a 22KW single phase natural gas generator for Units 1 and 2 to provide power to emergency heating and cooling units in patient areas
Goal	#5
Hazard(s) Addressed	All Hazards
Local Planning Mechanism	Director of Plant Operations
Estimated Time Frame for Completion	2025
Estimated Cost	\$6,500
Funding Sources	HMGP
Priority/Status	High, Ongoing 2020- Piedmont Healthcare still has interest in this project but budgetary restraints have prevented it from being completed so far.
Mitigation Action -	
Mitigation Action -	Purchase/install 480V 3 phase Y natural gas generator to power the wastewater lift station
Goal	#5
Hazard(s) Addressed	All Hazards
Local Planning Mechanism	Director of Plant Operations
Estimated Time Frame for Completion	2025
Estimated Cost	\$15,500
Funding Sources	HMGP
Priority/Status	High, Ongoing 2020- Piedmont Healthcare still has interest in this project but budgetary restraints have prevented it from being completed so far.

Mitigation Action -	Purchase/install a 22KW single phase natural gas generator for plant operations building
Goal	#5
Hazard(s) Addressed	All-Hazards
Local Planning Mechanism	Director of Plant Operations
Estimated Time Frame for Completion	2025
Estimated Cost	\$5,000
Funding Sources	HMGP
Priority/Status Benchmark	Medium, Ongoing 2020- Piedmont Healthcare still has interest in this project but budgetary restraints have prevented it from being completed so far.

Piedmont Rescue Squad's Mitigation Action Plan

Mitigation Action -	Construction of safe room/storm shelter for EMS personnel. 10'x20'x8' with a max capacity of 65 persons and a certified capacity of 40 persons.
Goal	#4
Hazard(s) Addressed	Thunderstorms, Hail, Tornados, High Wind, Strong Wind
Local Planning Mechanism	EMS Board of Directors, Available Assets
Estimated Time Frame for Completion	2025
Estimated Cost	\$46,000
Funding Sources	HMGP
Priority/Status	High, Ongoing 2020- The agency has reviewed this project and still has interest in it. budgetary restraints have prevented it from being implemented thus far.
Mitigation Action -	Reserve Fuel Storage for Emergency Response Vehicles. 2450-gallon diesel storage tank. (Western Global, Transcube Model 100TCG)
Goal	#4
Hazard(s) Addressed	All Hazards
Local Planning Mechanism	EMS Board of Directors, State Dept. of Agriculture
Estimated Time Frame for Completion	2025
Estimated Cost	\$17,554.32
Funding Sources	HMPG
Priority/Status	High, Ongoing 2020- The agency has reviewed this project and still has interest in it. budgetary restraints have prevented it from being implemented thus far.
Mitigation Action	High Capacity Morgue for victim placement/storage in event of mass casualty incident with high volume fatalities
Goal	#4
Hazard(s) Addressed	Tornados, Manmade Disasters
Local Planning Mechanism	EMS Board of Directors, Available Assets
Estimated Time Frame for Completion	2025
Estimated Cost	\$26,459.77
Funding Sources	HMPG
Priority/Status	Medium, Ongoing 2020- The agency has reviewed this project and still has interest in it. budgetary restraints have prevented it from

	being implemented thus far.
Mitigation Action -	Emergency Power Supply (Generator) for EMS station.
Goal	#5
Hazard(s) Addressed	All Hazards
Local Planning Mechanism	EMS Board of Directors, Available Assets
Estimated Time Frame for Completion	2025
Estimated Cost	\$19,639
Funding Sources	HMGP
Priority/Status	High, Ongoing 2020- The agency has reviewed this project and still has interest in it. budgetary restraints have prevented it from being implemented thus far.

5.5.5 Jefferson County Jurisdictions Mitigation Actions

- 1. Jefferson County**
- 2. City of Adamsville**
- 3. City of Bessemer**
- 4. City of Birmingham**
- 5. City of Brighton**
- 6. Town of Brookside**
- 7. City of Center Point**
- 8. City of Clay**
- 9. Town of County Line**
- 10. City of Fairfield**
- 11. City of Fultondale**
- 12. City of Gardendale**
- 13. City of Graysville**
- 14. City of Homewood**
- 15. City of Hoover**
- 16. City of Hueytown**
- 17. City of Irondale**
- 18. Town of Kimberly**
- 19. City of Leeds**
- 20. City of Lipscomb**
- 21. City of Maytown**
- 22. City of Midfield**
- 23. City of Morris**
- 24. City of Mountain Brook**
- 25. Town of Mulga**
- 26. Town of North Johns**
- 27. City of Pinson**
- 28. City of Pleasant Grove**
- 29. Town of Sylvan Springs**
- 30. City of Tarrant**
- 31. Town of Trafford**
- 32. City of Trussville**
- 33. City of Vestavia Hills**
- 34. City of Warrior**
- 35. Town of West Jefferson**

Jefferson County's (Unincorporated) Mitigation Action Plan	
Action Description	Everbridge Emergency Alert Notifications
Goal	Emergency Services Public Education and Awareness
Hazards Addressed	All Hazards
Local Planning Mechanism	Jefferson County Emergency Management Agency
Estimated Time Frame for Completion	Quarterly Drill with Mayor, Police Chiefs, and County Commissioners
	No Additional Cost
Funding Source	Local
Priority/Status	High; Yearly; Ongoing
Action Description	Preparedness Handbooks, Brochures. Distribution of Severe Weather Guides, etc.
Goal	Public Education and Awareness
Hazards Addressed	All Hazards
Local Planning Mechanism	Jefferson County Emergency Management Agency, Alabama Emergency Management Agency, National Weather Service, FEMA
Estimated Time Frame for Completion	Seasonal
Estimated Cost	No Additional Cost
Funding Source	FEMA/State/Local
Priority/Status	Medium; Yearly; Replaced Brochures and information are provided to the public in various ways via the agency website, social media, and public engagement events. This mitigation action has been replaced with a new action in order to streamline the plan and to adopt the "all hazards" approach within mitigation planning and awareness.
Action Description	Assess Vulnerability to Drought Risk

Goal	Prevention Natural Resource Protection
Hazards Addressed	Drought
Local Planning Mechanism	Jefferson County Emergency Management Agency
Estimated Time Frame for Completion	2020
Estimated Cost	
Funding Source	FEMA/State
Priority/Status	Medium; Completed
Action Description	Monitor Drought Conditions.
Goal	Prevention Natural Resource Protection
Hazards Addressed	Droughts
Local Planning Mechanism	Mayor's Office
Estimated Time Frame for Completion	Seasonally
Estimated Cost	No Additional Cost
Funding Source	State/Local
Priority/Status	Medium; Yearly Drought conditions are monitored through the dry season via our partnerships with NOAA.
Action Description	Monitor Water Supply.
Goal	Prevention Natural Resource Protection
Hazards Addressed	Drought
Local Planning Mechanism	Jefferson County EMA, Birmingham Water Works
Estimated Time Frame for Completion	Continuously
Estimated Cost	No Additional Cost

Funding Source	Local
Priority/Status	Medium; Ongoing
	The Water supply is monitored via our partnerships with local utilities.
Action Description	Plan for Drought.
Goal	Prevention Natural Resource Protection
Hazards Addressed	Drought
Local Planning Mechanism	Jefferson County EMA
Estimated Time Frame for Completion	2020
Estimated Cost	
Funding Source	FEMA/State
Priority/Status	Medium; Completed
	Drought planning is done annually in partnership with the EMA.
Action Description	Require Water Conservation During Drought Conditions.
Goal	Prevention Natural Resource Protection
Hazards Addressed	Drought
Local Planning Mechanism	Jefferson County Commission, Birmingham Water Works
Estimated Time Frame for Completion	Annually
Estimated Cost	No Additional Cost/
Funding Source	Local
Priority/Status	Medium; Yearly
Action Description	Educate Residents on Water Saving Techniques.
Goal	Natural Resource Protection Public Education and Awareness

Hazards Addressed	Drought
Local Planning Mechanism	Birmingham Water Works, Jefferson County EMA
Estimated Time Frame for Completion	Semi-Annually
Estimated Cost	No Additional Costs.
Funding Source	Local/Private
Priority/Status	Low; Semi-Annually; Ongoing; Replaced Water saving techniques are broadcasted and amplified when extended periods of low to no precipitation occurs. This information is published via social media, website, meetings and local partnerships with news media. This mitigation action has been replaced with a new action in order to streamline the plan and to adopt the “all hazards” approach within mitigation planning and awareness.
Action Description	Adopt and Enforce Building Codes.
Goal	Prevention Property Protection
Hazards Addressed	Earthquakes
Local Planning Mechanism	Inspection Services
Estimated Time Frame for Completion	2020
Estimated Cost	
Funding Source	Local
Priority/Status	High;Replaced The previous mitigation plan had adopt and enforce building codes for every individual hazard. This mitigation replaces that action in order to streamline the plan and to adopt the “all hazards” approach within mitigation planning.
Action Description	Conduct Inspections of Building Safety.
Goal	Prevention Property Protection
Hazards Addressed	Earthquakes

Local Planning Mechanism	Inspection Services
Estimated Time Frame for Completion	Long Term
Estimated Cost	
Funding Source	Local
Priority/Status	High; Completed This action has not been completed due to lack of funding. The timeline has been extended in order to complete the mitigation action.
Action Description	Incorporate Flood Mitigation in Local Planning.
Goal	Prevention
Hazards Addressed	Flooding
Local Planning Mechanism	Land Planning & Development Services; Jefferson County EMA
Estimated Time Frame for Completion	Annually
Estimated Cost	
Funding Source	FEMA
Priority/Status	High; Yearly; Ongoing Flood mitigation is incorporated within the county EOP in partnership with the county EMA.
Action Description	Form Partnerships to Support Floodplain Management.
Goal	Prevention Property Protection Natural Resource Protection
Hazards Addressed	Flooding
Local Planning Mechanism	Land Planning & Development Services
Estimated Time Frame for Completion	Annually
Estimated Cost	
Funding Source	Local

Priority/Status	Medium; Yearly
Action Description	Limit or Restrict Development in Floodplain Areas.
Goal	Prevention Property Protection Natural Resource Protection
Hazards Addressed	Flooding
Local Planning Mechanism	Land Planning & Development Services
Estimated Time Frame for Completion	2025
Estimated Cost	No Additional Cost.
Funding Source	Local
Priority/Status	High The previous version of the hazard mitigation plan had an emphasis to manage development in each hazard area. A new mitigation action has been developed in order to streamline the plan and to adopt the “all hazards” approach within mitigation planning.
Action Description	Adopt and Enforce Building Codes and Development Standards.
Goal	Prevention Property Protection Structural Mitigation
Hazards Addressed	Flooding
Local Planning Mechanism	Inspection Services
Estimated Time Frame for Completion	2020
Estimated Cost	No Additional Cost.
Funding Source	Local
Priority/Status	High; Ongoing; Replaced The previous mitigation plan had adopt and enforce building codes for every individual hazard. A new mitigation action has been developed in order to streamline the plan and to adopt the “all hazards” approach within mitigation planning.

Action Description	Improve Stormwater Management Planning.
Goal	Prevention Property Protection Natural Resource Protection
Hazards Addressed	Flooding
Local Planning Mechanism	Stormwater Management
Estimated Time Frame for Completion	Annually
Estimated Cost	No Additional Cost.
Funding Source	Local
Priority/Status	High; Yearly
Action Description	Adopt Policies to Reduce Stormwater Runoff.
Goal	Prevention Property Protection Natural Resource Protection Structural Mitigation
Hazards Addressed	Flooding
Local Planning Mechanism	Stormwater Management
Estimated Time Frame for Completion	Long Term
Estimated Cost	No Additional Cost.
Funding Source	Local
Priority/Status	Medium; incomplete This action has not been completed due to lack of funding. The timeframe on the action has been extended in order to see completion.
Action Description	Improve Flood Risk Assessment.

Goal	Prevention
Hazards Addressed	Flooding
Local Planning Mechanism	Land Planning & Development Services
Estimated Time Frame for Completion	Long Term
Estimated Cost	
Funding Source	FEMA/Local
Priority/Status	Medium; Incomplete This action has not been completed due to lack of funding. The timeframe on the action has been extended in order to see completion.
Action Description	Join or Improve Compliance With NFIP
Goal	Prevention
Hazards Addressed	Flooding
Local Planning Mechanism	Land Planning & Development Services
Estimated Time Frame for Completion	Annually
Estimated Cost	
Funding Source	Local
Priority/Status	High; Yearly
Action Description	Manage the Floodplain Beyond Minimum Requirements.
Goal	Prevention Property Protection Natural Resource Protection
Hazards Addressed	Flooding
Local Planning Mechanism	Mayor's Office, Engineering Department
Estimated Time Frame for Completion	Long Term
Estimated Cost	

Funding Source	Local
Priority/Status	High; Incomplete This action has not been completed due to lack of funding. The timeframe on the action has been extended in order to see completion.
Action Description	Participate in CRS
Goal	Prevention
Hazards Addressed	Flooding
Local Planning Mechanism	Land Planning & Development Services
Estimated Time Frame for Completion	Long Term
Estimated Cost	
Funding Source	Local
Priority/Status	High; Incomplete. This action has not been completed due to lack of funding. The timeframe on the action has been extended in order to see completion.
Action Description	Establish Local Funding Mechanisms for Flood Mitigation.
Goal	Prevention Property Protection Natural Resource Protection Structural Mitigation
Hazards Addressed	Flooding
Local Planning Mechanism	Land Planning & Development Services
Estimated Time Frame for Completion	Long Term
Estimated Cost	
Funding Source	Local

Priority/Status	Low; Incomplete This action has not been completed due to lack of funding. The timeframe on the action has been extended in order to see completion.
Action Description	Remove Existing Structures from Flood Hazard Areas.
Goal	Prevention Property Protection
Hazards Addressed	Flooding
Local Planning Mechanism	Land Planning & Development Services
Estimated Time Frame for Completion	2025
Estimated Cost	
Funding Source	FEMA/State/Local
Priority/Status	Low This action has not been completed due to lack of funding. This mitigation action has been replaced with a new action in order to streamline the plan and to adopt the “all hazards” approach within mitigation planning and awareness.
Action Description	Improve Stormwater Drainage System Capacity.
Goal	Property Protection Structural Mitigation
Hazards Addressed	Flooding
Local Planning Mechanism	Roads & Transportation
Estimated Time Frame for Completion	2025
Estimated Cost	
Funding Source	FEMA/State/Local
Priority/Status	Medium This action has not been completed due to lack of funding.

Action Description	Conduct Regular Maintenance of Drainage Systems and Flood Control Structures
Goal	Property Protection Natural Resource Protection Structural Mitigation
Hazards Addressed	Flooding
Local Planning Mechanism	Roads & Transportation
Estimated Time Frame for Completion	Long Term
Estimated Cost	
Funding Source	Local
Priority/Status	Medium; Completed; Maintain Roads and Trans maintains county drainage systems. This action item has been extended to ensure improvement and maintenance of the action.
Action Description	Protect Infrastructure
Goal	Prevention Property Protection Structural Mitigation
Hazards Addressed	Flooding
Local Planning Mechanism	Roads & Transportation, Environmental Services
Estimated Time Frame for Completion	Annually
Estimated Cost	
Funding Source	FEMA/State/Local
Priority/Status	High; Yearly; Replaced The previous mitigation plan had Protect Critical Facilities and Infrastructure for every individual hazard. Another mitigation action replaces this current action in order to streamline the plan and to adopt the “all hazards” approach within mitigation planning.
Action Description	Protect Critical Facilities.

Goal	Prevention Property Protection Structural Mitigation
Hazards Addressed	Flooding
Local Planning Mechanism	Roads & Transportation, Environmental Services
Estimated Time Frame for Completion	Annually
Estimated Cost	
Funding Source	FEMA/State/Local
Priority/Status	High; Yearly; Replaced No action in past five years due to lack of funding. This mitigation action has been replaced with a new action in order to streamline the plan, and to adopt the “all hazards” approach within mitigation planning and awareness.
Action Description	Construct Flood Control Measures.
Goal	Prevention
Hazards Addressed	Flooding
Local Planning Mechanism	Land Planning & Development Services
Estimated Time Frame for Completion	2025
Estimated Cost	
Funding Source	FEMA/State/Local
Priority/Status	Medium No action in past five years due to lack of funding.
Action Description	Protect and Restore Natural Flood Mitigation Features
Goal	Natural Resource Protection Structural Mitigation

Hazards Addressed	Flooding
Local Planning Mechanism	Land Planning & Development Services
Estimated Time Frame for Completion	2025
Estimated Cost	
Funding Source	FEMA/State/Local
Priority/Status	Medium No action in past five years due to lack of funding.
Action Description	Preserve Floodplains as Open Space.
Goal	Prevention Natural Resource Protection
Hazards Addressed	Flooding
Local Planning Mechanism	Land Planning & Development Services
Estimated Time Frame for Completion	2025
Estimated Cost	
Funding Source	FEMA/State/Local
Priority/Status	High No action in past five years due to lack of funding.
Action Description	Increase Awareness of Flood Risk
Goal	Public Education and Awareness
Hazards Addressed	Flooding
Local Planning Mechanism	Land Planning & Development Services, Jefferson County EMA
Estimated Time Frame for Completion	Annually
Estimated Cost	No Additional Cost
Funding Source	Local

Priority/Status	High; Yearly; Replaced Flood Risk and Safety is advertised via social media and websites, as well as through partnerships with local media. This mitigation action has been replaced with a new action in order to streamline the plan and to adopt the “all hazards” approach within mitigation planning and awareness.
Action Description	Educate Property Owners About Flood Mitigation Techniques
Goal	Public Education and Awareness
Hazards Addressed	Flooding
Local Planning Mechanism	Land Planning & Development Services
Estimated Time Frame for Completion	Annually
Estimated Cost	
Funding Source	Local
Priority/Status	High; Yearly Flood mitigation techniques are advertised via social media and websites, as well as through partnerships with local media. This mitigation action has been replaced with a new action in order to streamline the plan and to adopt the “all hazards” approach within mitigation planning and awareness.
Action Description	Increase Awareness of Erosion Hazards
Goal	Public Education and Awareness
Hazards Addressed	Landslides/Erosion
Local Planning Mechanism	Jefferson County EMA, FEMA
Estimated Time Frame for Completion	Annually
Estimated Cost	No Additional Cost
Funding Source	FEMA/Local

Priority/Status	High; Yearly
	Erosion Hazard awareness is advertised via social media and websites, as well as through partnerships with local media. This mitigation action has been replaced with a new action in order to streamline the plan and to adopt the “all hazards” approach within mitigation planning and awareness.

Action Description	Educate Residents About Subsidence
Goal	Public Education and Awareness
Hazards Addressed	Land Subsidence
Local Planning Mechanism	Jefferson County EMA, FEMA
Estimated Time Frame for Completion	Annually
Estimated Cost	No Additional Cost
Funding Source	FEMA/Local
Priority/Status	High; Yearly
	Subsidence awareness is advertised via social media and websites, as well as through partnerships with local media. This mitigation action has been replaced with a new action in order to streamline the plan and to adopt the “all hazards” approach within mitigation planning and awareness.

Action Description	Encourage Construction of Safe Rooms
Goal	Property Protection Structural Mitigation Public Education and Awareness
Hazards Addressed	Tornadoes
Local Planning Mechanism	Community Development, Jefferson County EMA
Estimated Time Frame for Completion	Ongoing, most of the citizens rely on grant funds to construct safe rooms, some of the citizens have been listed on the wait list.
Estimated Cost	
Funding Source	FEMA/State/Local
Priority/Status	High; Ongoing

Action Description	Require Wind-Resistant Building Techniques
Goal	Prevention Property Protection
Hazards Addressed	Tornadoes
Local Planning Mechanism	Inspection Services
Estimated Time Frame for Completion	2019
Estimated Cost	
Funding Source	Local
Priority/Status	High; Incomplete No action in past five years due to lack of funding. This mitigation action has been replaced with a new action in order to streamline the plan and to adopt the “all hazards” approach within mitigation planning and awareness.
Action Description	Conduct Tornado Awareness Activities
Goal	Public Education and Awareness
Hazards Addressed	Tornadoes
Local Planning Mechanism	Jefferson County EMA, AEMA, FEMA
Estimated Time Frame for Completion	Annually
Estimated Cost	
Funding Source	FEMA/State/Local
Priority/Status	High; Ongoing Tornado awareness is advertised via social media and websites, as well as through partnerships with local media. This mitigation action has been replaced with a new action in order to streamline the plan and to adopt the “all hazards” approach within mitigation planning and awareness.
Action Description	Require or Encourage Fire Resistant Construction

Goal	Prevention Property Protection Structural Mitigation Public Education and Awareness
Hazards Addressed	Wildfires
Local Planning Mechanism	Inspection Services
Estimated Time Frame for Completion	Annually
Estimated Cost	
Funding Source	Local
Priority/Status	Medium; Yearly; Ongoing Fire resistant construction is encouraged through public relations to the public via social media as well as the agency website.

Action Description	Increase Wildfire Risk Awareness
Goal	Public Education and Awareness
Hazards Addressed	Wildfires
Local Planning Mechanism	Jefferson County EMA, Alabama Forestry Commission
Estimated Time Frame for Completion	Annually
Estimated Cost	No Additional Cost
Funding Source	State/Local
Priority/Status	High; Yearly; Completed Wildfire risk awareness is advertised via social media and websites, as well as through partnerships with local media. This mitigation action has been replaced with a new action in order to streamline the plan and to adopt the “all hazards” approach within mitigation planning and awareness.
Action Description	Educate Property Owners About Wildfire Mitigation Techniques
Goal	Public Education and Awareness

Hazards Addressed	Wildfires
Local Planning Mechanism	Jefferson County EMA, Alabama Forestry Commission
Estimated Time Frame for Completion	Annually
Estimated Cost	No Additional Cost
Funding Source	State/Local
Priority/Status	Medium; Yearly; Completed Public education on wildfire mitigation techniques is advertised via social media and websites, as well as through partnerships with local media. This mitigation action has been replaced with a new action in order to streamline the plan and to adopt the “all hazards” approach within mitigation planning and awareness.
Action Description	Adopt and Enforce Building Codes
Goal	Prevention Property Protection
Hazards Addressed	Winter Storms/Freezes
Local Planning Mechanism	Inspection Services
Estimated Time Frame for Completion	Annually
Estimated Cost	
Funding Source	Local
Priority/Status	High; Yearly This mitigation action has been replaced with a new action in order to streamline the plan and to adopt the “all hazards” approach within mitigation planning and awareness.
Action Description	Reduce Impacts to Roadways
Goal	Structural Mitigation
Hazards Addressed	Winter Storms/Freezes
Local Planning Mechanism	Fire Department

Estimated Time Frame for Completion	Working with Alabama Department of Transportation
Estimated Cost	
Funding Source	Local
Priority/Status	Medium This mitigation action has been replaced with a new action in order to streamline the plan and to adopt the “all hazards” approach within mitigation planning and awareness.
Action Description	Conduct Winter Weather Risk Awareness Activities
Goal	Public Education and Awareness
Hazards Addressed	Winter Storms/Freezes
Local Planning Mechanism	Jefferson County EMA
Estimated Time Frame for Completion	Annually
Estimated Cost	No Additional Cost
Funding Source	Local
Priority/Status	Medium; Yearly; Completed Winter Weather risk awareness is advertised via social media and websites, as well as through partnerships with local media. This mitigation action has been replaced with a new action in order to streamline the plan and to adopt the “all hazards” approach within mitigation planning and awareness.
Action Description	Educate Property Owners About Freezing Pipes
Goal	Public Education and Awareness
Hazards Addressed	Winter Storms/Freezes
Local Planning Mechanism	Jefferson County EMA, Birmingham Water Works
Estimated Time Frame for Completion	Ongoing; Seasonal
Estimated Cost	No Additional Cost
Funding Source	Local

Priority/Status	Medium; Completed; Replaced Education on freezing pipe prevention is advertised via social media and websites, as well as through partnerships with local media. This mitigation action has been replaced with a new action in order to streamline the plan and to adopt the “all hazards” approach within mitigation planning and awareness.
Action Description	Increase Hail Risk Awareness
Goal	Public Education and Awareness
Hazards Addressed	Hail
Local Planning Mechanism	Jefferson County EMA
Estimated Time Frame for Completion	Annually
Estimated Cost	No Additional Cost
Funding Source	Local
Priority/Status	High; Yearly; Completed; Replaced Hail Risk awareness is advertised via social media and websites, as well as through partnerships with local media. This mitigation action has been replaced with a new action in order to streamline the plan and to adopt the “all hazards” approach within mitigation planning and awareness.
Action Description	Conduct Lightning Awareness Programs
Goal	Public Education and Awareness
Hazards Addressed	Lightning
Local Planning Mechanism	Jefferson County EMA, Alabama Power
Estimated Time Frame for Completion	Annually
Estimated Cost	No Additional Cost
Funding Source	Local

Priority/Status	High; Yearly; Completed; Replaced Lightning awareness is advertised via social media and websites, as well as through partnerships with local media. This mitigation action has been replaced with a new action in order to streamline the plan and to adopt the “all hazards” approach within mitigation planning and awareness.
Action Description	Adopt and Enforce Building Codes
Goal	Prevention Property Protection
Hazards Addressed	Severe Wind
Local Planning Mechanism	Inspection Services
Estimated Time Frame for Completion	2020
Estimated Cost	
Funding Source	Local
Priority/Status	High; Incomplete; Replaced The previous mitigation plan had adopt and enforce building codes for every individual hazard. A new mitigation action has been developed in order to streamline the plan and to adopt the “all hazards” approach within mitigation planning.
Action Description	Promote or Require Site and Building Design Standards to Minimize Wind Damage
Goal	Prevention Property Protection
Hazards Addressed	Severe Wind
Local Planning Mechanism	Inspection Services
Estimated Time Frame for Completion	Long Term
Estimated Cost	
Funding Source	Local

Priority/Status	High; Incomplete; No action in past five years due to lack of funding. The time frame on this action has been extended in order to see completion.
Action Description	Increase Severe Wind Awareness
Goal	Public Education and Awareness
Hazards Addressed	Severe Wind
Local Planning Mechanism	Jefferson County EMA
Estimated Time Frame for Completion	2017
Estimated Cost	
Funding Source	Local
Priority/Status	High; Completed Severe wind awareness is advertised via social media and websites, as well as through partnerships with local media. This mitigation action has been replaced with a new action in order to streamline the plan and to adopt the “all hazards” approach within mitigation planning and awareness.
Action Description	Prevent Development in Hazard Areas
Goal	Prevention
Hazards Addressed	Multiple Hazards
Local Planning Mechanism	Land Planning & Development Services
Estimated Time Frame for Completion	2025
Estimated Cost	
Funding Source	FEMA/State/Local
Priority/Status	High; Incomplete
Action Description	Adopt Development Regulations in Hazard Areas
Goal	Prevention

Hazards Addressed	Multiple Hazards
Local Planning Mechanism	Land Planning & Development Services
Estimated Time Frame for Completion	2025
Estimated Cost	
Funding Source	Local
Priority/Status	High; Incomplete
Action Description	Limit Density in Hazard Areas
Goal	Prevention
Hazards Addressed	Multiple Hazards
Local Planning Mechanism	Land Planning & Development Services
Estimated Time Frame for Completion	2025
Estimated Cost	
Funding Source	Local
Priority/Status	High; incomplete
Action Description	Integrate Mitigation into Local Planning
Goal	Prevention
Hazards Addressed	Multiple Hazards
Local Planning Mechanism	Land Planning & Development Services; Jefferson County EMA
Estimated Time Frame for Completion	2016
Estimated Cost	
Funding Source	Local
Priority/Status	High; Completed
	Mitigation is integrated into all planning processes within Jefferson County EMA.

Action Description	Strengthen Land Use Regulations
Goal	Prevention
Hazards Addressed	Multiple Hazards
Local Planning Mechanism	Land Planning & Development Services
Estimated Time Frame for Completion	2020
Estimated Cost	
Funding Source	Local
Priority/Status	High; incomplete No action in past five years due to lack of funding. The time frame for this action has been extended in order to see completion.
Action Description	Adopt and Enforce Building Codes
Goal	Prevention Property Protection
Hazards Addressed	Multiple Hazards
Local Planning Mechanism	Land Planning & Development Services
Estimated Time Frame for Completion	2020
Estimated Cost	
Funding Source	Local
Priority/Status	High; Replaced The previous mitigation plan had adopt and enforce building codes for every individual hazard. A new mitigation action has been developed in order to streamline the plan and to adopt the “all hazards” approach within mitigation planning.
Action Description	Increase Hazard Education and Risk Awareness
Goal	Public Education and Awareness
Hazards Addressed	Multiple Hazards
Local Planning Mechanism	Jefferson County EMA

Estimated Time Frame for Completion	2017
Estimated Cost	
Funding Source	Local
Priority/Status	High; Completed; Replaced A new mitigation action has been developed in order to streamline the plan and to adopt the “all hazards” approach within mitigation planning.
Action Description	Improve Household Disaster Preparedness
Goal	Public Education and Awareness
Hazards Addressed	Multiple Hazards
Local Planning Mechanism	Jefferson County EMA
Estimated Time Frame for Completion	2017
Estimated Cost	
Funding Source	Local
Priority/Status	High; Completed; Replaced Information on household disaster preparedness has been produced by Jefferson County EMA on multiple instances via social media and the website. A new mitigation action has been developed in order to streamline the plan and to adopt the “all hazards” approach within mitigation planning.
Action Description	Add Outdoor Warning Sirens Inside Municipal Boundary
Goal	Emergency Services Public Education and Awareness
Hazards Addressed	Multiple Hazards
Local Planning Mechanism	Jefferson County Emergency Management Agency, Jefferson County Commission
Estimated Time Frame for Completion	Long Term
Estimated Cost	Unknown

Funding Source	Local, State, Federal
Priority/Status	New Action; High
Action Description	Build and/or Purchase Fabricated Saferooms And Place Inside Municipal Boundary
Goal	Prevention Emergency Services Public Education and Awareness Property Protection Structural Mitigation
Hazards Addressed	Multiple Hazards
Local Planning Mechanism	Jefferson County Commission, Jefferson County EMA
Estimated Time Frame for Completion	Long Term
Estimated Cost	Unknown
Funding Source	Local/ State/ Federal
Priority/Status	New; High
Action Description	Protect and/or Retrofit Critical Facilities and Infrastructure.
Goal	Prevention Property Protection Structural Mitigation
Hazards Addressed	All Hazards
Local Planning Mechanism	Jefferson County Commission, Jefferson County EMA
Estimated Time Frame for Completion	Annually
Estimated Cost	
Funding Source	FEMA/State/Local
Priority/Status	New; High; Yearly
	The previous mitigation plan had Protect Critical Facilities and Infrastructure for every individual hazard. This mitigation action replaces those actions in order to streamline the plan and to adopt the “all hazards” approach within mitigation planning.

Action Description	Protect and/or Retrofit Utility Infrastructure
Goal	Prevention Property Protection Structural Mitigation
Hazards Addressed	All Hazards
Local Planning Mechanism	Jefferson County Commission, Jefferson County EMA
Estimated Time Frame for Completion	Long Term
Estimated Cost	
Funding Source	FEMA/State/Local
Priority/Status	New; High; The previous mitigation plan had Protect and/or Retrofit Utility Infrastructure for every individual hazard. This mitigation action replaces those actions in order to streamline the plan and to adopt the “all hazards” approach within mitigation planning.
Action Description	Assess Vulnerability and Hazard Risk
Goal	Emergency Services Public Education and Awareness Prevention Property Protection Structural Mitigation
Hazards Addressed	Multiple Hazards
Local Planning Mechanism	Jefferson County Emergency Management Agency, Jefferson County Commission
Estimated Time Frame for Completion	Long Term
Estimated Cost	Unknown
Funding Source	Local, State, Federal
Priority/Status	New; High
Action Description	Increase Hazard Awareness and Increase Preparedness Within the Home through campaigns, fairs, seminars, direct mailings, materials, public service announcements, and other means of communications

Goal	Emergency Services Public Education and Awareness Prevention
Hazards Addressed	Multiple Hazards
Local Planning Mechanism	Jefferson County Emergency Management Agency, Jefferson County Commission
Estimated Time Frame for Completion	Long Term
Estimated Cost	Unknown
Funding Source	Local, State, Federal
Priority/Status	New; High; Ongoing
Action Description	Adopt and enforce building codes
Goal	Property Protection Structural Mitigation Prevention
Hazards Addressed	Multiple Hazards
Local Planning Mechanism	Jefferson County Emergency Management Agency, Jefferson County Commission
Estimated Time Frame for Completion	Long Term
Estimated Cost	Unknown
Funding Source	Local, State, Federal
Priority/Status	New; Medium; Ongoing
Action Description	Assist Vulnerable Populations
Goal	Public Education and Awareness Prevention
Hazards Addressed	Multiple Hazards
Local Planning Mechanism	Jefferson County Emergency Management Agency, Jefferson County Commission, Jefferson County VOAD
Estimated Time Frame for Completion	Long Term
Estimated Cost	Unknown
Funding Source	Local, State and Federal
Priority/Status	New; High; Ongoing

Action Description	Remove Existing buildings and infrastructure from hazard areas
Goal	Property Protection Structural Mitigation Prevention
Hazards Addressed	Multiple Hazards
Local Planning Mechanism	Jefferson County Emergency Management Agency, Jefferson County Commission
Estimated Time Frame for Completion	Long Term
Estimated Cost	Unknown
Funding Source	Local, State, Federal
Priority/Status	New; Medium
Action Description	Reduce impacts to roadways and bridges
Goal	Emergency Services Structural Mitigation Prevention
Hazards Addressed	Multiple Hazards
Local Planning Mechanism	Jefferson County Emergency Management Agency, Jefferson County Roads and Trans, ALDOT
Estimated Time Frame for Completion	Long Term
Estimated Cost	Unknown
Funding Source	Local, State and Federal
Priority/Status	New; Medium
Action Description	Construct Hazard Resilient Facilities and Infrastructure in order to provide continuity of operations and government.
Goal	Emergency Services Property Protection Structural Mitigation Prevention
Hazards Addressed	Multiple Hazards
Local Planning Mechanism	Jefferson County Emergency Management Agency, Jefferson County Commission

Estimated Time Frame for Completion	Long Term
Estimated Cost	Unknown
Funding Source	Local, State and Federal
Priority/Status	New; Low

**Adamsville's
Mitigation Action
Plan**

Action Description	Hazard Awareness Weeks
Goal	Public Education and Awareness
Hazards Addressed	All Hazards
Local Planning Mechanism	Jefferson County EMA, Mayor, City Council, School District, Fire District
Estimated Time Frame for Completion	Annually
Estimated Cost	
Funding Source	State/Local
Priority/Status	High; Yearly; Replaced Hazard awareness weeks are advertised via social media and websites in partnership with the Jefferson County EMA. This mitigation action has been replaced with a new action in order to streamline the plan and to adopt the “all hazards” approach within mitigation planning and awareness

Action Description	Preparedness Handbooks, Brochures. Distribution of Severe Weather Guides, Homeowner’s Retrofit Guide, Etc.
Goal	Public Education and Awareness
Hazards Addressed	All Hazards
Local Planning Mechanism	FEMA, Jefferson County EMA
Estimated Time Frame for Completion	Semi-Annually
Estimated Cost	
Funding Source	FEMA/State/Local
Priority/Status	High; Yearly; Replaced Brochures and information are provided to the public in various ways via the agency website, social media, and public engagement events. This mitigation action has been replaced with a new action in order to streamline the plan and to adopt the “all hazards” approach within mitigation planning and awareness.

Action Description	Regular Newspaper Articles.
Goal	Public Education and Awareness
Hazards Addressed	All Hazards
Local Planning Mechanism	Jefferson County EMA
Estimated Time Frame for Completion	Quarterly
Estimated Cost	
Funding Source	Local
Priority/Status	Medium; Quarterly; Replaced Brochures and information are provided to the public in various ways via the agency website, social media, and public engagement events. This mitigation action has been replaced with a new action in order to streamline the plan and to adopt the “all hazards” approach within mitigation planning and awareness.

Action Description	Emergency Preparedness Education Programs for Schools.
Goal	Public Education and Awareness
Hazards Addressed	All Hazards
Local Planning Mechanism	State Board of Education, School District, Jefferson County EMA, Fire Department, Police Department
Estimated Time Frame for Completion	Ongoing, Annually
Estimated Cost	\$2500.00
Funding Source	FEMA/State/Local
Priority/Status	High; Yearly; Replaced Various public safety organizations have provided presentations and safety fairs to school children within the jurisdiction.

Action Description	Drills, Exercises in Homes, Workplaces, Classrooms, Etc.
Goal	Public Education and Awareness
Hazards Addressed	All Hazards
Local Planning Mechanism	School District, Fire Department
Estimated Time Frame for Completion	Quarterly
Estimated Cost	No Extra Cost
Funding Source	N/A
Priority/Status	High; Yearly; These activities are encouraged through awareness weeks, via social media and agency websites. These activities are also required to occur within the jurisdictional school system.

Action Description	Everbridge Emergency Alert Notifications
Goal	Emergency Services Public Education and Awareness
Hazards Addressed	All Hazards
Local Planning Mechanism	Jefferson County EMA, Dispatch
Estimated Time Frame for Completion	Per Incident
Estimated Cost	No Extra Cost
Funding Source	Local
Priority/Status	High; Ongoing

Action Description	Public Service Announcements.
Goal	Public Education and Awareness
Hazards Addressed	All Hazards
Local Planning Mechanism	Jefferson County EMA, Mayor, City Council
Estimated Time Frame for Completion	Quarterly
Estimated Cost	
Funding Source	State/Local
Priority/Status	High; Yearly
Action Description	Hazard "Safety Fairs".
Goal	Public Education and Awareness
Hazards Addressed	All Hazards
Local Planning Mechanism	Jefferson County EMA, Mayor, City Council, School District, Fire Department, Police Department
Estimated Time Frame for Completion	Annually
Estimated Cost	\$6000.00
Funding Source	Local
Priority/Status	High; Yearly; Replaced These events occur annually, via visits to schools, community events, community groups and our large annual event also known as "Be Ready Day." This mitigation action has been replaced with a new action in order to streamline the plan and to adopt the "all hazards" approach within mitigation planning and awareness.

Action Description	Hazard Conferences, Seminars.
Goal	Public Education and Awareness
Hazards Addressed	All Hazards
Local Planning Mechanism	Jefferson County EMA, Mayor, City Council, Fire Department, Police Department
Estimated Time Frame for Completion	Annually
Estimated Cost	\$2000.00
Funding Source	Local
Priority/Status	High; Yearly; Replaced No action in past five years due to lack of funding. This mitigation action has been replaced with a new action in order to streamline the plan and to adopt the “all hazards” approach within mitigation planning and awareness.
Action Description	Direct Mailings
Goal	Public Education and Awareness
Hazards Addressed	All Hazards
Local Planning Mechanism	All City Departments, Jefferson County EMA
Estimated Time Frame for Completion	Annually
Estimated Cost	
Funding Source	Local
Priority/Status	Medium; Yearly; Replaced No action in past five years due to lack of funding. This mitigation action has been replaced with a new action in order to streamline the plan and to adopt the “all hazards” approach within mitigation planning and awareness

Action Description	Annual Correspondence with Residents Reminding Them of The Need to Be Hazard Prepared.
Goal	Public Education and Awareness
Hazards Addressed	All Hazards
Local Planning Mechanism	FEMA, Jefferson County EMA, All City Departments
Estimated Time Frame for Completion	Annually
Estimated Cost	
Funding Source	Local
Priority/Status	High; Yearly; Replaced Correspondence has been amplified via the use of social media platforms, and news media partnerships. This mitigation action has been replaced with a new action in order to streamline the plan and to adopt the “all hazards” approach within mitigation planning and awareness.
Action Description	Assess Vulnerability to Drought Risk
Goal	Prevention Natural Resource Protection
Hazards Addressed	Drought
Local Planning Mechanism	Mayor, City Council, Planning Department, Jefferson County EMA, Local Water District, AEMA, Utilities
Estimated Time Frame for Completion	Seasonal
Estimated Cost	
Funding Source	Local/Private
Priority/Status	Medium; Yearly

Action Description	Monitor Drought Conditions
Goal	Prevention Natural Resource Protection
Hazards Addressed	Droughts
Mayor, City Council, Planning	Mayor, City Council, Planning Department, Jefferson County EMA, Water Utilities, AEMA
Estimated Time Frame for Completion	Seasonal
Estimated Cost	
Funding Source	State/Local
Priority/Status	Medium; Yearly
Action Description	Monitor Water Supply
Goal	Prevention Natural Resource Protection
Hazards Addressed	Drought
Local Planning Mechanism	USGS, Mayor, City Council, Planning Department, Jefferson County EMA, Water Utilities, AEMA
Estimated Time Frame for Completion	Continuously
Estimated Cost	
Funding Source	FEMA/Local
Priority/Status	High; Ongoing The Water supply is monitored via our partnerships with local utilities.

Action Description	Plan for Drought
Goal	Prevention Natural Resource Protection
Hazards Addressed	Drought
Local Planning Mechanism	USGS, Mayor, City Council, Planning Department, Jefferson County EMA, Local Water Utilities
Estimated Time Frame for Completion	Seasonal
Estimated Cost	
Funding Source	Local
Priority/Status	Medium; Yearly Drought planning is done annually in partnership with the EMA.
Action Description	Require Water Conservation During Drought Conditions.
Goal	Prevention Natural Resource Protection
Hazards Addressed	Drought
Local Planning Mechanism	AEMA, Jefferson County EMA, Water Utilities, City Council
Estimated Time Frame for Completion	Annually in April
Estimated Cost	
Funding Source	State/Local
Priority/Status	High; Yearly

Action Description	Increase Awareness of Extreme Temperature Risk and Safety
Goal	Public Education and Awareness
Hazards Addressed	Extreme Temperatures
Local Planning Mechanism	Jefferson County EMA, AEMA, FEMA
Estimated Time Frame for Completion	Ongoing, Annually
Estimated Cost	No Extra Cost
Funding Source	FEMA/State/Local
Priority/Status	High; Ongoing
Action Description	Assist Vulnerable Populations
Goal	Property Protection Public Education and Awareness
Hazards Addressed	Extreme Temperatures
Local Planning Mechanism	Jefferson County Community Development, All City Departments, West Jefferson Civitan Club
Estimated Time Frame for Completion	Continuously
Estimated Cost	
Funding Source	State/Local
Priority/Status	High; Ongoing; Replaced Assisting vulnerable populations is done through our volunteer organizations active in disasters ad community groups. This mitigation action has been replaced with a new action in order to streamline the plan and to adopt the “all hazards” approach within mitigation planning and awareness.

Action Description	Enhance Landscaping and Design Measures.
Goal	Natural Resource Protection
Hazards Addressed	Drought
Local Planning Mechanism	Mayor, City Council, Public Works
Estimated Time Frame for Completion	Long Range
Estimated Cost	
Funding Source	Local
Priority/Status	Low, Ongoing
Action Description	Educate Residents on Water Saving Techniques.
Goal	Natural Resource Protection Public Education and Awareness
Hazards Addressed	Drought
Local Planning Mechanism	Jefferson County EMA, Water Utilities, Mayor, City Council
Estimated Time Frame for Completion	Annually in April
Estimated Cost	No Extra Cost
Funding Source	FEMA/State/Local
Priority/Status	Medium; Yearly; Replaced Water saving techniques are broadcasted and amplified when extended periods of low to no precipitation occurs. This information is published via social media, website, meetings and local partnerships with news media. This mitigation action has been replaced with a new action in order to streamline the plan and to adopt the “all hazards” approach within mitigation planning

Action Description	Adopt and Enforce Building Codes.
Goal	Prevention Property Protection
Hazards Addressed	Earthquakes
Local Planning Mechanism	Building and Planning Agencies, Mayor, City Council, Fire Department, Police Department
Estimated Time Frame for Completion	2020
Estimated Cost	
Funding Source	Local
Priority/Status	High; Replaced The previous mitigation plan had adopt and enforce building codes for every individual hazard. . This mitigation action has been replaced with a new action in order to streamline the plan and to adopt the “all hazards” approach within mitigation planning and awareness.
Action Description	Incorporate Earthquake Mitigation into Local Planning.
Goal	Prevention
Hazards Addressed	Earthquakes
Local Planning Mechanism	FEMA, AEMA, Jefferson County EMA, Mayor, City Council, Building and Planning Agencies
Estimated Time Frame for Completion	Long Range
Estimated Cost	No Extra Cost
Funding Source	Local
Priority/Status	Medium; Yearly

Action Description	Map and Assess Community Vulnerability to Seismic Hazards.
Goal	Prevention
Hazards Addressed	Earthquakes
Local Planning Mechanism	GIS Agency, USGS, Jefferson County EMA
Estimated Time Frame for Completion	Long Range
Estimated Cost	No Extra Cost
Funding Source	State/Local
Priority/Status	High, Ongoing
Action Description	Conduct Inspections of Building Safety.
Goal	Prevention Property Protection
Hazards Addressed	Earthquakes
Local Planning Mechanism	Building Inspector, Fire Department, State Fire Marshal
Estimated Time Frame for Completion	Annually
Estimated Cost	
Funding Source	Local
Priority/Status	Medium; Yearly

Action Description	Protect Critical Facilities and Infrastructure.
Goal	Property Protection Structural Mitigation
Hazards Addressed	Earthquakes
Local Planning Mechanism	Jefferson County EMA, Fire Department, Public Works
Estimated Time Frame for Completion	2020
Estimated Cost	
Funding Source	Local
Priority/Status	High; Replaced The previous mitigation plan had Protect Critical Facilities and Infrastructure for every individual hazard. Another mitigation action replaces this current action in order to streamline the plan and to adopt the “all hazards” approach within mitigation planning.
Action Description	Implement Structural Mitigation Techniques.
Goal	Structural Mitigation
Hazards Addressed	Earthquakes
Local Planning Mechanism	Public Works, Engineering Department
Estimated Time Frame for Completion	2030
Estimated Cost	
Funding Source	Local

Priority/Status	Medium: Incomplete This action has not been completed due to lack of funding. The timeframe on this action has been extended to ensure completion.
Action Description	Increase Earthquake Risk Awareness.
Goal	Public Education and Awareness
Hazards Addressed	Earthquakes
Local Planning Mechanism	FEMA, AEMA, Jefferson County EMA, Mayor, City Council
Estimated Time Frame for Completion	Quarterly
Estimated Cost	No Extra Cost
Funding Source	FEMA/State/Local
Priority/Status	Medium; Yearly; Replaced Earthquake awareness has been advertised via social media and website postings. This mitigation action has been replaced with a new action in order to streamline the plan and to adopt the “all hazards” approach within mitigation planning and awareness.
Action Description	Provide Information on Structural and Non-Structural Retrofitting.
Goal	Property Protection Structural Mitigation Public Education and Awareness
Hazards Addressed	Earthquakes
Local Planning Mechanism	Jefferson County EMA, Engineering Department, Building Inspector
Estimated Time Frame for Completion	Annually
Estimated Cost	No Extra Cost

Funding Source	FEMA/State/Local
Priority/Status	Medium; Yearly
Action Description	Incorporate Flood Mitigation in Local Planning.
Goal	Prevention
Hazards Addressed	Flooding
Local Planning Mechanism	Mayor, City Council, Planning and Zoning Department
Estimated Time Frame for Completion	Annually
Estimated Cost	No Extra Cost
Funding Source	Local
Priority/Status	High; Yearly
Action Description	Form Partnerships to Support Floodplain Management.
Goal	Prevention Property Protection Natural Resource Protection
Hazards Addressed	Flooding
Local Planning Mechanism	Mayor, City Council, Planning and Zoning Department
Estimated Time Frame for Completion	Ongoing

Estimated Cost	No Extra Cost
Funding Source	Local
Priority/Status	High; Yearly
Action Description	Limit or Restrict Development in Floodplain Areas
Goal	Prevention Property Protection Natural Resource Protection
Hazards Addressed	Flooding
Local Planning Mechanism	Mayor, City Council, Planning and Zoning Department
Estimated Time Frame for Completion	2030
Estimated Cost	No Additional Cost.
Funding Source	Local
	High; Incomplete The timeframe on this action has been extended to ensure completion.
Action Description	Adopt and Enforce Building Codes and Development Standards.
Goal	Prevention Property Protection Structural Mitigation
Hazards Addressed	Flooding

Local Planning Mechanism	Mayor, City Council, Planning, Building and Zoning Departments
Estimated Time Frame for Completion	2020
Estimated Cost	
Funding Source	State/Local
Priority/Status	High; Replaced The previous mitigation plan had adopt and enforce building codes for every individual hazard. A new mitigation action has been developed in order to streamline the plan and to adopt the “all hazards” approach within mitigation planning.
Action Description	Improve Stormwater Management Planning.
Goal	Prevention Property Protection Natural Resource Protection
Hazards Addressed	Flooding
Local Planning Mechanism	Public Works Department, Storm Water Management Agency
Estimated Time Frame for Completion	Long Range
Estimated Cost	No Extra Cost
Funding Source	Local
Priority/Status	High, Ongoing
Action Description	Adopt Policies to Reduce Stormwater Runoff.

Goal	Prevention Property Protection Natural Resource Protection Structural Mitigation
Hazards Addressed	Flooding
Local Planning Mechanism	Mayor, City Council, Storm Water Management Agency
Estimated Time Frame for Completion	2030
Estimated Cost	No Extra Cost
Funding Source	Local
Priority/Status	High; Incomplete The timeframe on this action has been extended to ensure completion.
Action Description	Improve Flood Risk Assessment
Goal	Prevention
Hazards Addressed	Flooding
Local Planning Mechanism	Mayor, City Council, GIS, Public Works Department, USGS, Storm Water Management Agency
Estimated Time Frame for Completion	Long Range
Estimated Cost	
Funding Source	Local
Priority/Status	High, Ongoing

Action Description	Join or Improve Compliance With NFIP
Goal	Prevention
Hazards Addressed	Flooding
Local Planning Mechanism	Mayor, City Council, Homeowners, Business Organizations, Jefferson County EMA, Storm Water Management Agency
Estimated Time Frame for Completion	Short Range
Estimated Cost	
Funding Source	State/Local
Priority/Status	High, Ongoing
Action Description	Manage the Floodplain Beyond Minimum Requirements
Goal	Prevention Property Protection Natural Resource Protection
Hazards Addressed	Flooding
Local Planning Mechanism	Mayor, City Council, Public Works, Storm Water Management Agency
Estimated Time Frame for Completion	2030
Estimated Cost	
Funding Source	Local
Priority/Status	High; Incomplete This action has not been completed due to lack of funding. The time frame on this action has been extended in order to see completion.

Action Description	Participate in CRS
Goal	Prevention
Hazards Addressed	Flooding
Local Planning Mechanism	Mayor, City Council
Estimated Time Frame for Completion	2030
Estimated Cost	\$500.00
Funding Source	Local
Priority/Status	High; Incomplete This action has not been completed due to lack of funding. The time frame on this action has been extended in order to see completion.
Action Description	Establish Local Funding Mechanisms for Flood Mitigation
Goal	Prevention Property Protection Natural Resource Protection Structural Mitigation
Hazards Addressed	Flooding
Local Planning Mechanism	Mayor, City Council
Estimated Time Frame for Completion	Long Range
Estimated Cost	
Funding Source	Local

Priority/Status	High, Ongoing
Action Description	Remove Existing Structures from Flood Hazard Areas.
Goal	Prevention Property Protection
Hazards Addressed	Flooding
Local Planning Mechanism	Building Inspections
Estimated Time Frame for Completion	2025
Estimated Cost	
Funding Source	Local
Priority/Status	High, Ongoing
Action Description	Improve Stormwater Drainage System Capacity.
Goal	Property Protection Structural Mitigation
Hazards Addressed	Flooding
Local Planning Mechanism	Mayor, City Council, Public Works, Storm Water Management Agency
Estimated Time Frame for Completion	Long Range

Estimated Cost	
Funding Source	Local
Priority/Status	High, Ongoing
Action Description	Conduct Regular Maintenance of Drainage Systems and Flood Control Structures
Goal	Property Protection Natural Resource Protection Structural Mitigation
Hazards Addressed	Flooding
Local Planning Mechanism	Public Works
Estimated Time Frame for Completion	Annually
Estimated Cost	
Funding Source	Local
Priority/Status	High; Ongoing Due to the importance of this action, this action will need to be maintained on an annual basis. The changes have been reflected within the action.
Action Description	Floodproof Residential and Non-Residential Structures
Goal	Prevention Property Protection Structural Mitigation
Hazards Addressed	Flooding
Local Planning Mechanism	Homeowners, Business Organizations, FEMA

Estimated Time Frame for Completion	Mid-Range
Estimated Cost	
Funding Source	Local
Priority/Status	High, Ongoing
Action Description	Protect Infrastructure
Goal	Prevention Property Protection Structural Mitigation
Hazards Addressed	Flooding
Local Planning Mechanism	All City Departments
Estimated Time Frame for Completion	2025
Estimated Cost	
Funding Source	Local
Priority/Status	High, Ongoing
Action Description	Protect Critical Facilities.
Goal	Prevention Property Protection Structural Mitigation

Hazards Addressed	Flooding
Local Planning Mechanism	All City Departments
Estimated Time Frame for Completion	Ongoing
Estimated Cost	
Funding Source	Local
Priority/Status	High; Ongoing
Action Description	Construct Flood Control Measures.
Goal	Prevention
Hazards Addressed	Flooding
Local Planning Mechanism	Mayor, City Council, Public Works, Storm Water Management Agency
Estimated Time Frame for Completion	Long Range
Estimated Cost	
Funding Source	Local
Priority/Status	High, Ongoing
Action Description	Protect and Restore Natural Flood Mitigation Features
Goal	Natural Resource Protection Structural Mitigation

Hazards Addressed	Flooding
Local Planning Mechanism	Mayor, City Council, Public Works
Estimated Time Frame for Completion	Long Range
Estimated Cost	
Funding Source	Local
Priority/Status	Medium, Ongoing
Action Description	Preserve Floodplains as Open Space.
Goal	Prevention Natural Resource Protection
Hazards Addressed	Flooding
Local Planning Mechanism	Mayor, City Council
Estimated Time Frame for Completion	2025
Estimated Cost	
Funding Source	Local
Priority/Status	Medium, Ongoing
Action Description	Increase Awareness of Flood Risk

Goal	Public Education and Awareness
Hazards Addressed	Flooding
Local Planning Mechanism	Mayor, City Council, Jefferson County EMA, AEMA
Estimated Time Frame for Completion	2025
Estimated Cost	
Funding Source	FEMA/State/Local
Priority/Status	High; Replaced Flood Risk and Safety is advertised via social media and websites, as well as through partnerships with local media. This mitigation action has been replaced with a new action in order to streamline the plan and to adopt the “all hazards” approach within mitigation planning and awareness.
Action Description	Educate Property Owners About Flood Mitigation Techniques
Goal	Public Education and Awareness
Hazards Addressed	Flooding
Local Planning Mechanism	FEMA, AEMA, Jefferson County EMA, Mayor, City Council
Estimated Time Frame for Completion	Annually
Estimated Cost	
Funding Source	FEMA/State/Local
Priority/Status	High; Yearly; Replaced This mitigation action has been replaced with a new action in order to streamline the plan and to adopt the “all hazards” approach within mitigation planning and awareness.

--	--

Action Description	Map and Assess Vulnerability to Erosion
Goal	Prevention
Hazards Addressed	Landslides/Erosion
Local Planning Mechanism	GIS Department, USGS, FEMA, Storm Water Management Agency
Estimated Time Frame for Completion	Mid-Range
Estimated Cost	No Extra Cost
Funding Source	Local
Priority/Status	High, Ongoing
Action Description	Manage Development in Erosion Hazard Areas
Goal	Prevention
Hazards Addressed	Landslides/Erosion
Local Planning Mechanism	Storm Water Management Agency
Estimated Time Frame for Completion	2030
Estimated Cost	No Extra Cost
Funding Source	Local
Priority/Status	High; Due to the importance of this action, the timeframe for this action has been extended. The changes have been reflected within the action.

Action Description	Promote or Require Site and Building Design Standards to Minimize Erosion Risk
Goal	Prevention Natural Resource Protection
Hazards Addressed	Landslides/Erosion
Local Planning Mechanism	Mayor, City Council, Planning & Zoning Department
Estimated Time Frame for Completion	2025
Estimated Cost	
Funding Source	Local
Priority/Status	High,Ongoing
Action Description	Remove Existing Buildings and Infrastructure from Erosion Hazard Areas
Goal	Prevention Property Protection Structural Mitigation
Hazards Addressed	Landslides/Erosion
Local Planning Mechanism	Mayor, City Council, FEMA
Estimated Time Frame for Completion	2025
Estimated Cost	
Funding Source	Local
Priority/Status	Medium, Ongoing

Action Description	Stabilize Erosion Hazard Areas
Goal	Prevention Property Protection Natural Resource Protection Structural Mitigation
Hazards Addressed	Landslides/Erosion
Local Planning Mechanism	Department of Agriculture
Estimated Time Frame for Completion	2025
Estimated Cost	
Funding Source	State/Local
Priority/Status	High, Ongoing
Action Description	Increase Awareness of Erosion Hazards
Goal	Public Education and Awareness

Hazards Addressed	Landslides/Erosion
Local Planning Mechanism	Mayor, City Council, AEMA, Jefferson County EMA, Storm Water Management Agency
Estimated Time Frame for Completion	2020
Estimated Cost	
Funding Source	FEMA/State/Local
Priority/Status	High; Completed
Action Description	Map and Assess Vulnerability in Subsidence
Goal	Prevention
Hazards Addressed	Land Subsidence
Local Planning Mechanism	FEMA, AEMA
Estimated Time Frame for Completion	Long Range
Estimated Cost	No Extra Cost
Funding Source	State/Local
Priority/Status	High, Ongoing
Action Description	Manage Development in High-Risk Areas
Goal	Prevention
Hazards Addressed	Land Subsidence
Local Planning Mechanism	Mayor, City Council

Estimated Time Frame for Completion	2025
Estimated Cost	
Funding Source	Local
Priority/Status	High, Ongoing
Action Description	Consider Subsidence in Building Design
Goal	Prevention
Hazards Addressed	Land Subsidence
Local Planning Mechanism	Building Inspector
Estimated Time Frame for Completion	2030
Estimated Cost	
Funding Source	Private
Priority/Status	High; Due to the importance of this action, the timeframe for this action has been extended. The changes have been reflected within the action.
Action Description	Monitor Subsidence Risk Factors
Goal	Prevention Natural Resource Protection
Hazards Addressed	Land Subsidence

Local Planning Mechanism	USGS, GIS Department
Estimated Time Frame for Completion	Long Range
Estimated Cost	No Extra Cost
Funding Source	Local
Priority/Status	Low, Ongoing
Action Description	Remove Existing Structures from Subsidence Hazard Areas
Goal	Property Protection Structural Mitigation
Hazards Addressed	Land Subsidence
Local Planning Mechanism	Mayor, City Council, FEMA
Estimated Time Frame for Completion	2025
Estimated Cost	
Funding Source	Local
Priority/Status	Low, Ongoing

Action Description	Educate Residents About Subsidence
Goal	Public Education and Awareness
Hazards Addressed	Land Subsidence
Local Planning Mechanism	FEMA, AEMA, Jefferson County EMA
Estimated Time Frame for Completion	Annually
Estimated Cost	
Funding Source	FEMA/State/Local
Priority/Status	Low; Yearly; Replaced Vulnerability to hazards is assessed on an annual basis through open sources data and partnership with Jefferson County EMA. Due to several actions assessing vulnerability, this mitigation action has been replaced with a new action in order to streamline the plan and to adopt the “all hazards” approach within mitigation planning and awareness.

Action Description	Encourage Construction of Safe Rooms
Goal	Property Protection Structural Mitigation Public Education and Awareness
Hazards Addressed	Tornadoes
Local Planning Mechanism	Mayor, City Council, Jefferson County EMA, FEMA, Planning and Zoning Department
Estimated Time Frame for Completion	Ongoing, most of the citizens rely on grant funds to construct safe rooms, some of the citizens have been listed on the wait list.
Estimated Cost	
Funding Source	Local
Priority/Status	High; Ongoing

Action Description	Require Wind-Resistant Building Techniques
Goal	Prevention Property Protection
Hazards Addressed	Tornadoes
Local Planning Mechanism	Mayor, City Council, Building Inspector
Estimated Time Frame for Completion	Long Range
Estimated Cost	
Funding Source	Local
Priority/Status	High, Ongoing
Action Description	Conduct Tornado Awareness Activities
Goal	Public Education and Awareness
Hazards Addressed	Tornadoes
Local Planning Mechanism	Jefferson County EMA, AEMA, FEMA, Police Department, Fire Department
Estimated Time Frame for Completion	Annually
Estimated Cost	
Funding Source	Local
Priority/Status	High; Yearly; Replaced Tornado hazard awareness is advertised annually via social media, website postings, and partnerships with the media. This mitigation action has been replaced with a new action in order to streamline the plan and to adopt the “all hazards” approach within mitigation planning and awareness.

Action Description	Everbridge Notifications
Goal	Emergency Services Public Education and Awareness
Hazards Addressed	Tornadoes
Local Planning Mechanism	Jefferson County Emergency Management Agency, Dispatch
Estimated Time Frame for Completion	Short Range
Estimated Cost	No Additional Cost
Funding Source	Local
Priority/Status	High, Ongoing
Action Description	Map and Assess Vulnerability to Wildfire
Goal	Prevention Property Protection Natural Resource Protection
Hazards Addressed	Wildfires
Local Planning Mechanism	Fire Department, GIS Department, Forestry Department
Estimated Time Frame for Completion	Long Range
Estimated Cost	
Funding Source	State/Local

Priority/Status	Medium, Ongoing
Action Description	Incorporate Wildfire Mitigation in The Comprehensive Plan
Goal	Prevention Property Protection Natural Resource Protection
Hazards Addressed	Wildfires
Local Planning Mechanism	Mayor, City Council
Estimated Time Frame for Completion	Short Range
Estimated Cost	
Funding Source	Local
Priority/Status	High, Ongoing
Action Description	Develop A Wildland-Urban Interface Code
Goal	Prevention
Hazards Addressed	Wildfires
Local Planning Mechanism	USDA
Estimated Time Frame for Completion	Long Range
Estimated Cost	No Extra Cost

Funding Source	State/Local
Priority/Status	Medium, Ongoing
Action Description	Require or Encourage Fire Resistant Construction
Goal	Prevention Property Protection Structural Mitigation Public Education and Awareness
Hazards Addressed	Wildfires
Local Planning Mechanism	Mayor, City Council, Fire Department, Building Inspector
Estimated Time Frame for Completion	2025
Estimated Cost	
Funding Source	Local
Priority/Status	Low, Ongoing
Action Description	Retrofit At-Risk Structures with Ignition-Resistant Materials

Goal	Prevention Property Protection Structural Mitigation
Hazards Addressed	Wildfires
Local Planning Mechanism	Mayor, City Council, Fire Department, Building Inspector
Estimated Time Frame for Completion	Long Range
Estimated Cost	
Funding Source	Local
Priority/Status	Low, Ongoing
Action Description	Create Defensible Space Around Structures and Infrastructure
Goal	Prevention Property Protection Natural Resource Protection Structural Mitigation
Hazards Addressed	Wildfires
Local Planning Mechanism	Planning and Zoning Department

Estimated Time Frame for Completion	Mid-Range
Estimated Cost	
Funding Source	Local
Priority/Status	High, Ongoing
Action Description	Conduct Maintenance to Reduce Risk
Goal	Prevention Property Protection Natural Resource Protection Structural Mitigation
Hazards Addressed	Wildfires
Local Planning Mechanism	Mayor, City Council, Fire Department, Police Department
Estimated Time Frame for Completion	Annually
Estimated Cost	
Funding Source	Local
Priority/Status	Medium; Yearly
Action Description	Implement A Fuels Management Program
Goal	Prevention Property Protection Natural Resource Protection

Hazards Addressed	Wildfires
Local Planning Mechanism	State Forestry, Residents, Business Owners
Estimated Time Frame for Completion	Mid-Range
Estimated Cost	No Extra Cost
Funding Source	Local
Priority/Status	Medium, Ongoing
Action Description	Participate in Firewise Program
Goal	Prevention
Hazards Addressed	Wildfires
Local Planning Mechanism	Mayor, City Council, Fire Department, State Fire Marshall, State Forestry
Estimated Time Frame for Completion	Annually
Estimated Cost	
Funding Source	Local
Priority/Status	High; Yearly
Action Description	Increase Wildfire Risk Awareness
Goal	Public Education and Awareness

Hazards Addressed	Wildfires
Local Planning Mechanism	State Forestry, State Fire Marshall
Estimated Time Frame for Completion	Short Range
Estimated Cost	No Extra Cost
Funding Source	Local
Priority/Status	High, Ongoing
Action Description	Educate Property Owners About Wildfire Mitigation Techniques
Goal	Public Education and Awareness
Hazards Addressed	Wildfires
Local Planning Mechanism	Jefferson County EMA, State Forestry, State Fire Marshall
Estimated Time Frame for Completion	Annually
Estimated Cost	
Funding Source	FEMA/State/Local
Priority/Status	High; Yearly
Action Description	Adopt and Enforce Building Codes
Goal	Prevention Property Protection

Hazards Addressed	Winter Storms/Freezes
Local Planning Mechanism	Mayor, City Council, Planning and Zoning Department, Building Inspector, Fire Department, Police Department
Estimated Time Frame for Completion	Short Range
Estimated Cost	
Funding Source	Local
Priority/Status	High; Replaced The previous mitigation plan had adopt and enforce building codes for every individual hazard. A new mitigation action has been developed in order to streamline the plan and to adopt the “all hazards” approach within mitigation planning.
Action Description	Protect Buildings and Infrastructure
Goal	Prevention Property Protection Structural Mitigation
Hazards Addressed	Winter Storms/Freezes
Local Planning Mechanism	Public Works Department
Estimated Time Frame for Completion	Annually
Estimated Cost	
Funding Source	Local
Priority/Status	Medium; Yearly; Replaced This mitigation action has been replaced with a new action in order to streamline the plan and to adopt the “all hazards” approach within mitigation planning and awareness.
Action Description	Protect Power Lines

Goal	Prevention Structural Mitigation
Hazards Addressed	Winter Storms/Freezes
Local Planning Mechanism	Alabama Power
Estimated Time Frame for Completion	Annually
Estimated Cost	No Extra Cost
Funding Source	Local/Private
Priority/Status	High; Yearly

Action Description	Reduce Impacts to Roadways
Goal	Structural Mitigation
Hazards Addressed	Winter Storms/Freezes
Local Planning Mechanism	Public Works Department, ALDOT, Jefferson County Roads and Transportation
Estimated Time Frame for Completion	Annually
Estimated Cost	
Funding Source	Local
Priority/Status	Medium; Replaced This mitigation action has been replaced with a new action in order to streamline the plan and to adopt the “all hazards” approach within mitigation planning and awareness.

Action Description	Conduct Winter Weather Risk Awareness Activities
Goal	Public Education and Awareness
Hazards Addressed	Winter Storms/Freezes
Local Planning Mechanism	Homeowners Associations and Local Schools
Estimated Time Frame for Completion	Annually
Estimated Cost	No Additional Cost
Funding Source	FEMA/State/Local
Priority/Status	High; Yearly; Replaced Winter Weather risk and hazard awareness is advertised annually via social media, website postings, and partnerships with the media. This mitigation action has been replaced with a new action in order to streamline the plan and to adopt the “all hazards” approach within mitigation planning and awareness.
Action Description	Assist Vulnerable Populations
Goal	Property Protection Public Education and Awareness
Hazards Addressed	Winter Storms/Freezes
Local Planning Mechanism	Jefferson County Community Development, All City Departments, West Jefferson Civitan Club
Estimated Time Frame for Completion	2016
Estimated Cost	
Funding Source	Local/State
Priority/Status	High; Completed; Replaced Assisting vulnerable populations is done through our volunteer organizations active in disasters ad community groups. This mitigation action has been replaced with a new action in order to streamline the plan and to adopt the “all hazards” approach within mitigation planning and awareness.

Action Description	Educate Property Owners About Freezing Pipes
Goal	Public Education and Awareness
Hazards Addressed	Winter Storms/Freezes
Local Planning Mechanism	Jefferson County EMA, AEMA, FEMA
Estimated Time Frame for Completion	Annually
Estimated Cost	No Extra Cost
Funding Source	FEMA/State/Local
Priority/Status	Medium; Yearly; Replaced Freezing pipe awareness falls under winter weather hazard awareness, and is advertised annually via social media, website postings, and partnerships with the media. This mitigation action has been replaced with a new action in order to streamline the plan and to adopt the “all hazards” approach within mitigation planning and awareness.
Action Description	Locate Safe Rooms to Minimize Damage
Goal	Property Protection
Hazards Addressed	Hail
Local Planning Mechanism	Homeowner Associations, Jefferson County Community Development, All City Departments
Estimated Time Frame for Completion	Short Range
Estimated Cost	
Funding Source	Local
Priority/Status	High; Complete All county wide saferooms are available via the Jefferson County EMA website. This includes a searchable tool to find the closest safe room near your location.

Action Description	Increase Hail Risk Awareness
Goal	Public Education and Awareness
Hazards Addressed	Hail
Local Planning Mechanism	Jefferson County EMA, ADEM, FEMA
Estimated Time Frame for Completion	Annually
Estimated Cost	No Extra Cost
Funding Source	FEMA/State/Local
Priority/Status	Medium; Yearly; Replaced Hail risk and hazard awareness is advertised annually via social media, website postings, and partnerships with the media. This mitigation action has been replaced with a new action in order to streamline the plan and to adopt the “all hazards” approach within mitigation planning and awareness.

Action Description	Protect Critical Facilities and Equipment
Goal	Property Protection Structural Mitigation
Hazards Addressed	Lightning
Local Planning Mechanism	Alabama Power
Estimated Time Frame for Completion	
Estimated Cost	
Funding Source	Private/Local

Priority/Status	High; Replaced No action in past five years due to lack of funding. This mitigation action has been replaced with a new action in order to streamline the plan, and to adopt the “all hazards” approach within mitigation planning and awareness.
Action Description	Conduct Lightning Awareness Programs
Goal	Public Education and Awareness
Hazards Addressed	Lightning
Local Planning Mechanism	Jefferson County EMA, AEMA, FEMA
Estimated Time Frame for Completion	Annually
Estimated Cost	No Extra Cost
Funding Source	FEMA/State/Local

Priority/Status	High; Yearly; Replaced Lightning hazard awareness is advertised annually via social media, website postings, and partnerships with the media. This mitigation action has been replaced with a new action in order to streamline the plan and to adopt the “all hazards” approach within mitigation planning and awareness.
Action Description	Adopt and Enforce Building Codes
Goal	Prevention Property Protection
Hazards Addressed	Severe Wind
Local Planning Mechanism	Mayor, City Council, Building Inspector, Fire Department, Police Department
Estimated Time Frame for Completion	2020
Estimated Cost	
Funding Source	Local
Priority/Status	High; Replaced The previous mitigation plan had adopt and enforce building codes for every individual hazard. A new mitigation action has been developed in order to streamline the plan and to adopt the “all hazards” approach within mitigation planning.
Action Description	Promote or Require Site and Building Design Standards to Minimize Wind Damage
Goal	Prevention Property Protection
Hazards Addressed	Severe Wind
Local Planning Mechanism	Mayor, City Council, Building Inspector
Estimated Time Frame for Completion	Mid-Range
Estimated Cost	

Funding Source	Local
Priority/Status	High, Ongoing
Action Description	Assess Vulnerability to Severe Wind
Goal	Prevention
Hazards Addressed	Severe Wind
Local Planning Mechanism	Jefferson County EMA, GIS Department, AEMA, FEMA
Estimated Time Frame for Completion	Short Range
Estimated Cost	
Funding Source	Local
Priority/Status	High, Ongoing
Action Description	Protect Power Lines and Infrastructure
Goal	Prevention Property Protection Structural Mitigation
Hazards Addressed	Severe Wind
Local Planning Mechanism	Alabama Power

Estimated Time Frame for Completion	2020
Estimated Cost	
Funding Source	Private/Local
Priority/Status	High; Incomplete; Replaced No action in past five years due to lack of funding. This mitigation action has been replaced with a new action in order to streamline the plan, and to adopt the “all hazards” approach within mitigation planning and awareness.
Action Description	Retrofit Residential Buildings
Goal	Prevention Property Protection Structural Mitigation
Hazards Addressed	Severe Wind
Local Planning Mechanism	Homeowners Associations, FEMA
Estimated Time Frame for Completion	Short Range
Estimated Cost	
Funding Source	Local
Priority/Status	Medium, Ongoing
Action Description	Retrofit Public Buildings and Critical Facilities
Goal	Prevention Property Protection Structural Mitigation

Hazards Addressed	Severe Wind
Local Planning Mechanism	Mayor, City Council, Public Works Department, Fire Department, Building Inspector, FEMA
Estimated Time Frame for Completion	Short Range
Estimated Cost	
Funding Source	Local
Priority/Status	High, Ongoing
Action Description	Reduce Impacts to Roadways
Goal	Structural Mitigation
Hazards Addressed	Winter Storms/Freezes
Local Planning Mechanism	Public Works Department, ALDOT
Estimated Time Frame for Completion	2017
Estimated Cost	
Funding Source	Local
Priority/Status	High; Replaced

Action Description	Increase Severe Wind Awareness
Goal	Public Education and Awareness
Hazards Addressed	Severe Wind
Local Planning Mechanism	Jefferson County EMA, AEMA, FEMA, Fire Department
Estimated Time Frame for Completion	Annually
Estimated Cost	
Funding Source	FEMA
Priority/Status	High; Yearly; Replaced Severe Wind risk and hazard awareness is advertised annually via social media, website postings, and partnerships with the media. This mitigation action has been replaced with a new action in order to streamline the plan and to adopt the “all hazards” approach within mitigation planning and awareness
Action Description	Add Outdoor Warning Sirens Inside Municipal Boundary
Goal	Emergency Services Public Education and Awareness
Hazards Addressed	Multiple Hazards
Local Planning Mechanism	Jefferson County Emergency Management Agency, Mayors Office
Estimated Time Frame for Completion	Long Term
Estimated Cost	Unknown
Funding Source	Local/ State/ Federal

Priority/Status	New Action; High
Action Description	Build and/or Purchase Saferooms And Place Inside Municipal Boundary
Goal	Prevention Emergency Services Public Education and Awareness
Hazards Addressed	Multiple Hazards
Local Planning Mechanism	Mayor's Office, Jefferson County EMA
Estimated Time Frame for Completion	Long Term
Estimated Cost	Unknown
Funding Source	Local/State/Federal
Priority/Status	New Action; High
Action Description	Protect and/or Retrofit Critical Facilities and Infrastructure.
Goal	Prevention Property Protection Structural Mitigation
Hazards Addressed	All Hazards
Local Planning Mechanism	Mayor's Office, Jefferson County EMA

Estimated Time Frame for Completion	Long Term
Estimated Cost	
Funding Source	FEMA/State/Local
Priority/Status	New; High; Yearly The previous mitigation plan had Protect Critical Facilities and Infrastructure for every individual hazard. This mitigation action replaces those actions in order to streamline the plan and to adopt the “all hazards” approach within mitigation planning.
Action Description	Protect and/or Retrofit Utility Infrastructure
Goal	Prevention Property Protection Structural Mitigation
Hazards Addressed	All Hazards
Local Planning Mechanism	Mayor’s Office, Jefferson County EMA
Estimated Time Frame for Completion	Long Term
Estimated Cost	
Funding Source	FEMA/State/Local
Priority/Status	New; High; The previous mitigation plan had Protect and/or Retrofit Utility Infrastructure for every individual hazard. This mitigation action replaces those actions in order to streamline the plan and to adopt the “all hazards” approach within mitigation planning.
Action Description	Assess Vulnerability and Hazard Risk

Goal	Emergency Services Public Education and Awareness Prevention Property Protection Structural Mitigation
Hazards Addressed	Multiple Hazards
Local Planning Mechanism	Jefferson County Emergency Management Agency, Mayors Office
Estimated Time Frame for Completion	Long Term
Estimated Cost	Unknown
Funding Source	Local, State, Federal
Priority/Status	New Action; High
Action Description	Increase Hazard Awareness and Increase Preparedness Within the Home through campaigns, fairs, seminars, direct mailings, materials, public service announcements, and other means of communications
Goal	Emergency Services Public Education and Awareness Prevention
Hazards Addressed	Multiple Hazards
Local Planning Mechanism	Jefferson County Emergency Management Agency, Mayors Office, Fire Department
Estimated Time Frame for Completion	Long Term
Estimated Cost	Unknown
Funding Source	Local, State, Federal
Priority/Status	New; High; Ongoing

Action Description	Adopt and enforce building codes
Goal	Property Protection Structural Mitigation Prevention
Hazards Addressed	Multiple Hazards
Local Planning Mechanism	Jefferson County Emergency Management Agency, Mayors Office, Fire Department, Building Inspection, Engineering Department
Estimated Time Frame for Completion	Long Term
Estimated Cost	Unknown
Funding Source	Local, State, Federal
Priority/Status	New; Medium; Ongoing

Action Description	Assist Vulnerable Populations
Goal	Public Education and Awareness Prevention
Hazards Addressed	Multiple Hazards
Local Planning Mechanism	Jefferson County Emergency Management Agency, Mayors Office, Jefferson County VOAD
Estimated Time Frame for Completion	Long Term
Estimated Cost	Unknown
Funding Source	Local, State and Federal
Priority/Status	New; High; Ongoing

Action Description	Remove Existing buildings and infrastructure from hazard areas
Goal	Property Protection Structural Mitigation Prevention
Hazards Addressed	Multiple Hazards
Local Planning Mechanism	Jefferson County Emergency Management Agency, Mayors Office
Estimated Time Frame for Completion	Long Term
Estimated Cost	Unknown
Funding Source	Local, State, Federal
Priority/Status	New; Medium
Action Description	Reduce impacts to roadways and bridges

Goal	Emergency Services Structural Mitigation Prevention
Hazards Addressed	Multiple Hazards
Local Planning Mechanism	Jefferson County Emergency Management Agency, Mayors Office, Public Works, ALDOT
Estimated Time Frame for Completion	Long Term
Estimated Cost	Unknown
Funding Source	Local, State and Federal
Priority/Status	New; Medium
Action Description	Construct Hazard Resilient Facilities and Infrastructure in order to provide continuity of operations and government.
Goal	Emergency Services Property Protection Structural Mitigation Prevention
Hazards Addressed	Multiple Hazards
Local Planning Mechanism	Jefferson County Emergency Management Agency
Estimated Time Frame for Completion	Long Term
Estimated Cost	Unknown
Funding Source	Local, State and Federal
Priority/Status	New; Low

Action Description	Preparedness Handbooks, Brochures. Distribution of Severe Weather Guides, Homeowner’s Retrofit Guide, Etc.
Goal	Public Education and Awareness
Hazards Addressed	All Hazards
Local Planning Mechanism	FEMA, Jefferson County EMA, Bessemer City Council
Estimated Time Frame for Completion	Seasonal
Estimated Cost	<\$5,000
Funding Source	FEMA/State/Local
Priority/Status	High; Yearly; Replaced Brochures and information are provided to the public in various ways via the agency website, social media, and public engagement events. This mitigation action has been replaced with a new action in order to streamline the plan and to adopt the “all hazards” approach within mitigation planning and awareness.

Bessemer's Mitigation Action Plan	
Action Description	Hazard Awareness Weeks
Goal	Public Education and Awareness
Hazards Addressed	All Hazards
Local Planning Mechanism	Bessemer City Council/Mayor, Bessemer Fire Department
Estimated Time Frame for Completion	Annually
Estimated Cost	<\$5,000
Funding Source	Local
Priority/Status	High; Yearly; Replaced Hazard awareness weeks are advertised via social media and websites in partnership with the Jefferson County EMA. This mitigation action has been replaced with a new action in order to streamline the plan and to adopt the “all hazards” approach within mitigation planning and awareness

Action Description	Regular Newspaper Articles.
Goal	Public Education and Awareness
Hazards Addressed	All Hazards
Local Planning Mechanism	Jefferson County EMA, Bessemer City Council, Bessemer Fire Department
Estimated Time Frame for Completion	Quarterly
Estimated Cost	No Additional Cost
Funding Source	Local

Priority/Status	Medium; Quarterly; Replaced Brochures and information are provided to the public in various ways via the agency website, social media, and public engagement events. This mitigation action has been replaced with a new action in order to streamline the plan and to adopt the “all hazards” approach within mitigation planning and awareness.
Action Description	Emergency Preparedness Education Programs for Schools.
Goal	Public Education and Awareness
Hazards Addressed	All Hazards
Local Planning Mechanism	Bessemer Board of Education, Bessemer Fire Department
Estimated Time Frame for Completion	Ongoing, Annually September
Estimated Cost	No Additional Cost
Funding Source	Local
Priority/Status	High; Yearly Various public safety organizations have provided presentations and safety fairs to school children within the jurisdiction.

Action Description	Drills, Exercises in Homes, Workplaces, Classrooms, Etc.
Goal	Public Education and Awareness
Hazards Addressed	All Hazards
Local Planning Mechanism	Bessemer Board of Education, Bessemer Fire Department
Estimated Time Frame for Completion	Ongoing, Semi Annual
Estimated Cost	No Additional Cost
Funding Source	Local
Priority/Status	High; Yearly These activities are encouraged through awareness weeks, via social media and agency websites. These activities are also required to occur within the jurisdictional school system.
Action Description	Everbridge Emergency Alert Notifications
Goal	Emergency Services Public Education and Awareness
Hazards Addressed	All Hazards
Local Planning Mechanism	Jefferson County EMA, Bessemer City Council/Mayor, Bessemer Fire Department, Bessemer Police Department
Estimated Time Frame for Completion	Quarterly Drill with Mayors, Police Chiefs, And County Commissioners
Estimated Cost	No Additional Cost
Funding Source	Local
Priority/Status	High; Yearly
Action Description	Hazard "Safety Fairs".
Goal	Public Education and Awareness
Hazards Addressed	All Hazards
Local Planning Mechanism	Jefferson County EMA, Bessemer City Council/Mayor, Bessemer Fire Department, Bessemer Police Department, Bessemer Board of Education
Estimated Time Frame for Completion	Ongoing, Booths Set Up at Different Public Events Annually

Estimated Cost	<\$5,000
Funding Source	Local
Priority/Status	High; Yearly; Replaced These events occur annually, via visits to schools, community events, community groups and our large annual event also known as “Be Ready Day.” This mitigation action has been replaced with a new action in order to streamline the plan and to adopt the “all hazards” approach within mitigation planning and awareness.
Action Description	Hazard Conferences, Seminars.
Goal	Public Education and Awareness
Hazards Addressed	All Hazards
Local Planning Mechanism	Bessemer City Council/Mayor
Estimated Time Frame for Completion	Ongoing, Send Out Training Information Using Local News and Community Flyers.
Estimated Cost	<\$10,000
Funding Source	Local
Priority/Status	High; Ongoing; Replaced No action in past five years due to lack of funding. This mitigation action has been replaced with a new action in order to streamline the plan and to adopt the “all hazards” approach within mitigation planning and awareness.
Action Description	Direct Mailings
Goal	Public Education and Awareness
Hazards Addressed	All Hazards
Local Planning Mechanism	Jefferson County EMA, Bessemer City Council, Bessemer Fire Department
Estimated Time Frame for Completion	Annually, Mail Surveys Out to Update Hazard Mitigation Information
Estimated Cost	
Funding Source	Local

Priority/Status	Low; Yearly; Replaced No action in past five years due to lack of funding. This mitigation action has been replaced with a new action in order to streamline the plan and to adopt the “all hazards” approach within mitigation planning and awareness
Action Description	Utility Bill Inserts.
Goal	Public Education and Awareness
Hazards Addressed	All Hazards
Local Planning Mechanism	Bessemer Utilities
Estimated Time Frame for Completion	2018
Estimated Cost	
Funding Source	Local
Priority/Status	Low; Incomplete; Replaced No action in past five years due to lack of funding. This mitigation action has been replaced with a new action in order to streamline the plan and to adopt the “all hazards” approach within mitigation planning and awareness.
Action Description	Annual Correspondence with Residents Reminding Them of The Need to Be Hazard Prepared.
Goal	Public Education and Awareness
Hazards Addressed	All Hazards
Local Planning Mechanism	Bessemer City Council, Bessemer Fire Department
Estimated Time Frame for Completion	Annually
Estimated Cost	No Additional Cost
Funding Source	Local
Priority/Status	High; Yearly; Replaced Correspondence has been amplified via the use of social media platforms, and news media partnerships. This mitigation action has been replaced with a new action in order to streamline the plan and to adopt the “all hazards” approach within mitigation planning and awareness.

Action Description	Assess Vulnerability to Drought Risk
Goal	Prevention Natural Resource Protection
Hazards Addressed	Drought
Local Planning Mechanism	Bessemer City Council/Mayor, Bessemer City Engineer, Bessemer Utilities, Jefferson County EMA, AEMA
Estimated Time Frame for Completion	2020
Estimated Cost	No Additional Cost
Funding Source	Local/Private
Priority/Status	Low; Completed
Action Description	Monitor Drought Conditions
Goal	Prevention Natural Resource Protection
Hazards Addressed	Droughts
Local Planning Mechanism	Bessemer City Council/Mayor, Bessemer City Engineer, Bessemer Utilities, Jefferson County EMA
Estimated Time Frame for Completion	Seasonally
Estimated Cost	No Additional Cost
Funding Source	State/Local
Priority/Status	Low; Yearly
Action Description	Monitor Water Supply
Goal	Prevention Natural Resource Protection
Hazards Addressed	Drought
Local Planning Mechanism	Bessemer Utilities
Estimated Time Frame for Completion	Continuously
Estimated Cost	No Additional Cost
Funding Source	FEMA/State/Local

Priority/Status	High; Ongoing The Water supply is monitored via our partnerships with local utilities.
Action Description	Plan for Drought
Goal	Prevention Natural Resource Protection
Hazards Addressed	Drought
Local Planning Mechanism	Bessemer City Council/Mayor, Bessemer City Engineer, Bessemer Utilities
Estimated Time Frame for Completion	2020
Estimated Cost	No Additional Cost
Funding Source	Local
Priority/Status	Low; Completed Drought planning is done annually in partnership with the EMA.
Action Description	Require Water Conservation During Drought Conditions.
Goal	Prevention Natural Resource Protection
Hazards Addressed	Drought
Local Planning Mechanism	Bessemer City Council/Mayor, Bessemer Utilities
Estimated Time Frame for Completion	Annually
Estimated Cost	No Additional Cost
Funding Source	State/Local
Priority/Status	High; Yearly
Action Description	Retrofit Water Supply Systems.
Goal	Property Protection Natural Resource Protection Structural Mitigation

Hazards Addressed	Drought
Local Planning Mechanism	Bessemer Utilities
Estimated Time Frame for Completion	Long Term
Estimated Cost	
Funding Source	Local
Priority/Status	Medium; Incomplete No action in past five years due to lack of funding. The time frame on this action has been extended in order to see completion.
Action Description	Enhance Landscaping and Design Measures
Goal	Natural Resource Protection
Hazards Addressed	Drought
Local Planning Mechanism	Bessemer City Council/Mayor, Bessemer Park and Rec.
Estimated Time Frame for Completion	2025
Estimated Cost	No Additional Cost
Funding Source	Local
Priority/Status	Low No action in past five years due to lack of funding.
Action Description	Educate Residents on Water Saving Techniques.
Goal	Natural Resource Protection Public Education and Awareness
Hazards Addressed	Drought
Local Planning Mechanism	Bessemer City Council/Mayor, Bessemer Utilities
Estimated Time Frame for Completion	Semi-Annually
Estimated Cost	No Additional Cost

Funding Source	FEMA/State/Local
Priority/Status	Medium; Yearly; Replaced
	Water saving techniques are broadcasted and amplified when extended periods of low to no precipitation occurs. This information is published via social media, website, meetings and local partnerships with news media. This mitigation action has been replaced with a new action in order to streamline the plan and to adopt the “all hazards” approach within mitigation planning and awareness.
Action Description	Adopt and Enforce Building Codes.
Goal	Prevention Property Protection
Hazards Addressed	Earthquakes
Local Planning Mechanism	Bessemer City Council/Mayor, Bessemer Building Department
Estimated Time Frame for Completion	2020
Estimated Cost	No Additional Cost
Funding Source	Local
Priority/Status	High; Incomplete; Replaced
	The previous mitigation plan had adopt and enforce building codes for every individual hazard. . This mitigation action has been replaced with a new action in order to streamline the plan and to adopt the “all hazards” approach within mitigation planning and awareness.
Action Description	Incorporate Earthquake Mitigation into Local Planning.
Goal	Prevention
Hazards Addressed	Earthquakes
Local Planning Mechanism	Bessemer City Council/Mayor, Bessemer City Engineer, Bessemer Building Department, Bessemer Utilities
Estimated Time Frame for Completion	Annually
Estimated Cost	
Funding Source	Local

Priority/Status	Medium; Yearly
Action Description	Map and Assess Community Vulnerability to Seismic Hazards.
Goal	Prevention
Hazards Addressed	Earthquakes
Local Planning Mechanism	GIS Agency, USGS, Jefferson County EMA, Bessemer City Engineer
Estimated Time Frame for Completion	2025
Estimated Cost	
Funding Source	State/Local
Priority/Status	Low; Ongoing; Replaced
	Vulnerability to hazards is assessed on an annual basis through open sourced data and partnership with Jefferson County EMA. Due to several actions assessing vulnerability, this mitigation action has been replaced with a new action in order to streamline the plan and to adopt the “all hazards” approach within mitigation planning and awareness.
Action Description	Conduct Inspections of Building Safety.
Goal	Prevention Property Protection
Hazards Addressed	Earthquakes
Local Planning Mechanism	Bessemer Building Department, Bessemer Fire Department, State Fire Marshal
Estimated Time Frame for Completion	Long Term
Estimated Cost	
Funding Source	Local
Priority/Status	High; Incomplete; Ongoing
	This action has not been completed due to lack of funding. Though inspections are completed annually, the timeframe and status has changed to improve the inspection process as well as maintain prior inspections.
Action Description	Protect Critical Facilities and Infrastructure.

Goal	Property Protection Structural Mitigation
Hazards Addressed	Earthquakes
Local Planning Mechanism	Bessemer Fire Department, Public Works
Estimated Time Frame for Completion	Ongoing, Annually
Estimated Cost	
Funding Source	Local
Priority/Status	High; Yearly; Replaced The previous mitigation plan had Protect Critical Facilities and Infrastructure for every individual hazard. Another mitigation action replaces this current action in order to streamline the plan and to adopt the “all hazards” approach within mitigation planning.
Action Description	Implement Structural Mitigation Techniques.
Goal	Structural Mitigation
Hazards Addressed	Earthquakes
Local Planning Mechanism	Bessemer Public Works, Bessemer Building Department, Bessemer Engineering Depart.
Estimated Time Frame for Completion	Long Term
Estimated Cost	No Additional Cost
Funding Source	Local
Priority/Status	Low; Incomplete This action has not been completed due to lack of funding. The timeframe on this action has been extended to ensure completion.
Action Description	Increase Earthquake Risk Awareness.
Goal	Public Education and Awareness
Hazards Addressed	Earthquakes
Local Planning Mechanism	FEMA, Jefferson County EMA, Bessemer City Council/Mayor

Estimated Time Frame for Completion	Provide FEMA's Information to Educate Local Citizens on A Semi-Annual Basis.
Estimated Cost	No Additional Cost
Funding Source	FEMA/State/Local
Priority/Status	Low; Yearly; Replaced Earthquake awareness has been advertised via social media and website postings. This mitigation action has been replaced with a new action in order to streamline the plan and to adopt the "all hazards" approach within mitigation planning and awareness.
Action Description	Conduct Outreach to Builders, Architects, Engineers, And Inspectors.
Goal	Prevention Public Education and Awareness
Hazards Addressed	Earthquakes
Local Planning Mechanism	Bessemer Building Department, Bessemer Engineering Department
Estimated Time Frame for Completion	Long Term
Estimated Cost	No Additional Cost
Funding Source	Local
Priority/Status	Medium; Ongoing Partnerships and outreach needs to be an ongoing effort, rather than a time constraining goal. Due to that, the time frame has been extended as this is a goal that needs to be improved and then maintained.
Action Description	Provide Information on Structural and Non-Structural Retrofitting.
Goal	Property Protection Structural Mitigation Public Education and Awareness
Hazards Addressed	Earthquakes
Local Planning Mechanism	Bessemer Building Department, Bessemer Engineering Department

Estimated Time Frame for Completion	2020
Estimated Cost	No Additional Cost
Funding Source	FEMA/State/Local
Priority/Status	Medium; Ongoing; Replaced This mitigation action has been replaced with a new action in order to streamline the plan and to adopt the “all hazards” approach within mitigation planning and awareness.
Action Description	Incorporate Flood Mitigation in Local Planning
Goal	Prevention
Hazards Addressed	Flooding
Local Planning Mechanism	Bessemer City Council/Mayor, Bessemer City Engineer, Bessemer Building Department
Estimated Time Frame for Completion	Annually
Estimated Cost	
Funding Source	Local
Priority/Status	High; Yearly
Action Description	Form Partnerships to Support Floodplain Management.
Goal	Prevention Property Protection Natural Resource Protection
Hazards Addressed	Flooding
Local Planning Mechanism	Bessemer City Council/Mayor, Bessemer City Engineer
Estimated Time Frame for Completion	Annually
Estimated Cost	
Funding Source	Local
Priority/Status	High; Yearly

Action Description	Limit or Restrict Development in Floodplain Areas.
Goal	Prevention Property Protection Natural Resource Protection
Hazards Addressed	Flooding
Local Planning Mechanism	Bessemer City Council/Mayor, Bessemer City Engineer, Bessemer Building Department
Estimated Time Frame for Completion	2025
Estimated Cost	
Funding Source	Local
Priority/Status	High; Replaced The previous version of the hazard mitigation plan had an emphasis to manage development in each hazard area. A new mitigation action has been developed in order to streamline the plan and to adopt the “all hazards” approach within mitigation planning.
Action Description	Adopt and Enforce Building Codes and Development Standards.
Goal	Prevention Property Protection Structural Mitigation
Hazards Addressed	Flooding
Local Planning Mechanism	Bessemer City Council/Mayor, Bessemer City Engineer, Bessemer Building Department
Estimated Time Frame for Completion	2020
Estimated Cost	
Funding Source	State/Local
Priority/Status	High; Incomplete; Replaced The previous mitigation plan had adopt and enforce building codes for every individual hazard. A new mitigation action has been developed in order to streamline the plan and to adopt the “all hazards” approach within mitigation planning.
Action Description	Improve Stormwater Management Planning.

Goal	Prevention Property Protection Natural Resource Protection
Hazards Addressed	Flooding
Local Planning Mechanism	Bessemer City Council/Mayor, Bessemer City Engineer, Bessemer Building Department
Estimated Time Frame for Completion	Annually
Estimated Cost	
Funding Source	Local
Priority/Status	High; Yearly
Action Description	Adopt Policies to Reduce Stormwater Runoff.
Goal	Prevention Property Protection Natural Resource Protection Structural Mitigation
Hazards Addressed	Flooding
Local Planning Mechanism	Bessemer City Council/Mayor, Bessemer City Engineer, Bessemer Building Department
Estimated Time Frame for Completion	Long Term
Estimated Cost	
Funding Source	Local
Priority/Status	High; incomplete Due to the importance of this mitigation action, the timeframe of this action has been extended in order to see completion.
Action Description	Improve Flood Risk Assessment.
Goal	Prevention
Hazards Addressed	Flooding
Local Planning Mechanism	Bessemer City Council/Mayor, Bessemer City Engineer, Bessemer Building Department

Estimated Time Frame for Completion	Long Term
Estimated Cost	
Funding Source	Local/ State/ Federal
Priority/Status	High; Incomplete This action has not been completed due to lack of funding. Due to the importance of this action, the time frame has been extended in order to see completion. Alternate funding sources have also been added.
Action Description	Join or Improve Compliance With NFIP
Goal	Prevention
Hazards Addressed	Flooding
Local Planning Mechanism	Bessemer City Council/Mayor, Bessemer City Engineer, Bessemer Building Department
Estimated Time Frame for Completion	Annually
Estimated Cost	
Funding Source	State/Local
Priority/Status	High; Yearly; Maintain Bessemer is currently a member of the NFIP.
Action Description	Manage the Floodplain Beyond Minimum Requirements.
Goal	Prevention Property Protection Natural Resource Protection
Hazards Addressed	Flooding
Local Planning Mechanism	Bessemer City Council/Mayor, Bessemer City Engineer, Bessemer Building Department
Estimated Time Frame for Completion	Long Term
Estimated Cost	
Funding Source	Local

Priority/Status	High; Incomplete This action has not been completed due to lack of funding. The time frame on this action has been extended in order to see completion.
Action Description	Participate in CRS
Goal	Prevention
Hazards Addressed	Flooding
Local Planning Mechanism	Mayor, City Council
Estimated Time Frame for Completion	2025
Estimated Cost	
Funding Source	Local
Priority/Status	High; Incomplete Bessemer currently is not participating in CRS. This action has been extended in order to see completion.
Action Description	Establish Local Funding Mechanisms for Flood Mitigation.
Goal	Prevention Property Protection Natural Resource Protection Structural Mitigation
Hazards Addressed	Flooding
Local Planning Mechanism	Bessemer City Council/Mayor, Bessemer Community Development
Estimated Time Frame for Completion	Long Term
Estimated Cost	
Funding Source	Local
Priority/Status	High; Completed This action has not been completed due to lack of funding. The time frame on this action has been extended to see completion.

Action Description	Remove Existing Structures from Flood Hazard Areas
Goal	Prevention Property Protection
Hazards Addressed	Flooding
Local Planning Mechanism	Bessemer City Council/Mayor, Bessemer City Engineer, Bessemer Building Department
Estimated Time Frame for Completion	2025
Estimated Cost	
Funding Source	Local
Priority/Status	High This action has not been completed due to lack of funding. This mitigation action has been replaced with a new action in order to streamline the plan and to adopt the “all hazards” approach within mitigation planning and awareness.
Action Description	Improve Stormwater Drainage System Capacity
Goal	Property Protection Structural Mitigation
Hazards Addressed	Flooding
Local Planning Mechanism	Bessemer City Council/Mayor, Bessemer City Engineer
Estimated Time Frame for Completion	2025
Estimated Cost	
Funding Source	Local
Priority/Status	High This action has not been completed due to lack of funding.
Action Description	Conduct Regular Maintenance of Drainage Systems and Flood Control Structures

Goal	Property Protection Natural Resource Protection Structural Mitigation
Hazards Addressed	Flooding
Local Planning Mechanism	Bessemer City Council/Mayor, Bessemer City Engineer
Estimated Time Frame for Completion	Long Term; Annually
Estimated Cost	
Funding Source	Local
Priority/Status	High; Ongoing Due to the importance of this action, this action will need to be maintained on an annual basis. The changes have been reflected within the action.
Action Description	Elevate or Retrofit Structures and Utilities
Goal	Prevention Property Protection Structural Mitigation
Hazards Addressed	Flooding
Local Planning Mechanism	Bessemer City Council/Mayor, Bessemer City Engineer, Bessemer Building Department, Bessemer Utilities, Alabama Power
Estimated Time Frame for Completion	2025
Estimated Cost	
Funding Source	Local
Priority/Status	High; Replaced This mitigation action has been replaced with a new action in order to streamline the plan, and to adopt the “all hazards” approach within mitigation planning and awareness.
Action Description	Floodproof Residential and Non-Residential Structures
Goal	Prevention Property Protection Structural Mitigation

Hazards Addressed	Flooding
Local Planning Mechanism	Bessemer City Council/Mayor, Bessemer City Engineer, Bessemer Building Department, Bessemer Community Development
Estimated Time Frame for Completion	2025
Estimated Cost	
Funding Source	Local
Priority/Status	High This action has not been completed due to lack of funding.
Action Description	Protect Infrastructure
Goal	Prevention Property Protection Structural Mitigation
Hazards Addressed	Flooding
Local Planning Mechanism	Bessemer City Council/Mayor, Bessemer City Engineer, Bessemer Building Department, Bessemer Public Works, Bessemer Fire Department, Bessemer Utilities
Estimated Time Frame for Completion	Annually
Estimated Cost	
Funding Source	Local
Priority/Status	High; Yearly; Replaced The previous mitigation plan had Protect Critical Facilities and Infrastructure for every individual hazard. Another mitigation action replaces this current action in order to streamline the plan and to adopt the “all hazards” approach within mitigation planning.
Action Description	Protect Critical Facilities.
Goal	Prevention Property Protection Structural Mitigation
Hazards Addressed	Flooding
Local Planning Mechanism	Bessemer City Council/Mayor, Bessemer City Engineer, Bessemer Building Department, Bessemer Utilities

Estimated Time Frame for Completion	Annually
Estimated Cost	
Funding Source	Local
Priority/Status	High; Yearly; Replaced No action in past five years due to lack of funding. This mitigation action has been replaced with a new action in order to streamline the plan, and to adopt the “all hazards” approach within mitigation planning and awareness.
Action Description	Construct Flood Control Measures.
Goal	Prevention
Hazards Addressed	Flooding
Local Planning Mechanism	Bessemer City Council/Mayor, Bessemer City Engineer, Bessemer Building Department
Estimated Time Frame for Completion	2025
Estimated Cost	
Funding Source	Local
Priority/Status	High No action in past five years due to lack of funding.
Action Description	Protect and Restore Natural Flood Mitigation Features
Goal	Natural Resource Protection Structural Mitigation
Hazards Addressed	Flooding
Local Planning Mechanism	Bessemer City Council/Mayor, Bessemer City Engineer, Bessemer Building Department
Estimated Time Frame for Completion	2025
Estimated Cost	
Funding Source	Local

Priority/Status	Medium No action in past five years due to lack of funding.
Action Description	Preserve Floodplains as Open Space.
Goal	Prevention Natural Resource Protection
Hazards Addressed	Flooding
Local Planning Mechanism	Bessemer City Council/Mayor, Bessemer City Engineer, Bessemer Building Department
Estimated Time Frame for Completion	2025
Estimated Cost	
Funding Source	Local
Priority/Status	Medium No action in past five years due to lack of funding.
Action Description	Increase Awareness of Flood Risk and Safety
Goal	Public Education and Awareness
Hazards Addressed	Flooding
Local Planning Mechanism	Jefferson County EMA, Bessemer City Council/Mayor, Bessemer City Engineer
Estimated Time Frame for Completion	Annually
Estimated Cost	
Funding Source	FEMA/State/Local
Priority/Status	High; Yearly; Replaced Flood Risk and Safety is advertised via social media and websites, as well as through partnerships with local media. This mitigation action has been replaced with a new action in order to streamline the plan and to adopt the “all hazards” approach within mitigation planning and awareness.
Action Description	Educate Property Owners About Flood Mitigation Techniques
Goal	Public Education and Awareness

Hazards Addressed	Flooding
Local Planning Mechanism	Bessemer City Council/Mayor, Bessemer City Engineer, Bessemer Building Department, Bessemer Community Development
Estimated Time Frame for Completion	Annually
Estimated Cost	
Funding Source	FEMA/State/Local
Priority/Status	High; Yearly; Replaced This mitigation action has been replaced with a new action in order to streamline the plan and to adopt the “all hazards” approach within mitigation planning and awareness.
Action Description	Encourage Construction of Safe Rooms
Goal	Property Protection Structural Mitigation Public Education and Awareness
Hazards Addressed	Tornadoes
Local Planning Mechanism	Bessemer City Council/Mayor, Bessemer City Engineer, Bessemer Building Department, Bessemer Utilities, Jefferson County EMA
Estimated Time Frame for Completion	Ongoing, most of the citizens rely on grant funds to construct safe rooms, some of the citizens have been listed on the wait list.
Estimated Cost	\$1,000,000
Funding Source	FEMA/State/Local
Priority/Status	High; Ongoing
Action Description	Require Wind-Resistant Building Techniques
Goal	Prevention Property Protection
Hazards Addressed	Tornadoes
Local Planning Mechanism	Bessemer City Council/Mayor, Bessemer Building Department
Estimated Time Frame for Completion	2019
Estimated Cost	No Additional Cost

Funding Source	Local
Priority/Status	High; Incomplete; Replace This mitigation action has been replaced with a new action in order to streamline the plan and to adopt the “all hazards” approach within mitigation planning and awareness.
Action Description	Conduct Tornado Awareness Activities
Goal	Public Education and Awareness
Hazards Addressed	Tornadoes
Local Planning Mechanism	Bessemer City Council/Mayor, Bessemer Fire Department
Estimated Time Frame for Completion	Ongoing, Annually
Estimated Cost	No Additional Cost
Funding Source	Local
Priority/Status	High; Ongoing; Replaced Tornado hazard awareness is advertised annually via social media, website postings, and partnerships with the media. This mitigation action has been replaced with a new action in order to streamline the plan and to adopt the “all hazards” approach within mitigation planning and awareness.
Action Description	Adopt and Enforce Building Codes
Goal	Prevention Property Protection
Hazards Addressed	Winter Storms/Freezes
Local Planning Mechanism	Bessemer City Council/Mayor, Bessemer Building Department
Estimated Time Frame for Completion	Annually
Estimated Cost	No Additional Cost
Funding Source	Local

Priority/Status	High; Yearly; Replaced The previous mitigation plan had adopt and enforce building codes for every individual hazard. A new mitigation action has been developed in order to streamline the plan and to adopt the “all hazards” approach within mitigation planning.
Action Description	Protect Buildings and Infrastructure
Goal	Prevention Property Protection Structural Mitigation
Hazards Addressed	Winter Storms/Freezes
Local Planning Mechanism	Bessemer City Council/Mayor, Bessemer Building Department, Bessemer Utilities
Estimated Time Frame for Completion	Annually
Estimated Cost	
Funding Source	Local
Priority/Status	Medium; Yearly; Replaced This mitigation action has been replaced with a new action in order to streamline the plan and to adopt the “all hazards” approach within mitigation planning and awareness.
Action Description	Protect Power Lines
Goal	Prevention Structural Mitigation
Hazards Addressed	Winter Storms/Freezes
Local Planning Mechanism	Bessemer Utilities, TVA
Estimated Time Frame for Completion	Annually and As the Need Arises
Estimated Cost	
Funding Source	Local/Private
Priority/Status	High; Yearly

Action Description	Reduce Impacts to Roadways
Goal	Structural Mitigation
Hazards Addressed	Winter Storms/Freezes
Local Planning Mechanism	Bessemer Public Works, ALDOT
Estimated Time Frame for Completion	Working with Alabama Department of Transportation on an Annual Basis
Estimated Cost	No Additional Cost
Funding Source	Local/State
Priority/Status	Medium; Replaced This mitigation action has been replaced with a new action in order to streamline the plan and to adopt the “all hazards” approach within mitigation planning and awareness.
Action Description	Conduct Winter Weather Risk Awareness Activities
Goal	Public Education and Awareness
Hazards Addressed	Winter Storms/Freezes
Local Planning Mechanism	Bessemer City Council/Mayor, Bessemer Utilities, Bessemer Fire Department
Estimated Time Frame for Completion	Annually
Estimated Cost	
Funding Source	FEMA/State/Local
Priority/Status	High; Yearly; Replaced Winter Weather risk and hazard awareness is advertised annually via social media, website postings, and partnerships with the media. This mitigation action has been replaced with a new action in order to streamline the plan and to adopt the “all hazards” approach within mitigation planning and awareness.
Action Description	Assist Vulnerable Populations
Goal	Property Protection Public Education and Awareness

Hazards Addressed	Winter Storms/Freezes
Local Planning Mechanism	Bessemer Community Development, Jefferson County Community Development
Estimated Time Frame for Completion	2016
Estimated Cost	
Funding Source	Local/State
Priority/Status	High; Ongoing; Replaced Assisting vulnerable populations is done through our volunteer organizations active in disasters ad community groups. This mitigation action has been replaced with a new action in order to streamline the plan and to adopt the “all hazards” approach within mitigation planning and awareness.
Action Description	Reduce Urban Island Heat Effect
Goal	Prevention Property Protection Structural Mitigation
Hazards Addressed	Extreme Temperatures
Local Planning Mechanism	Bessemer Community Development, Bessemer Parks & Recreation Department
Estimated Time Frame for Completion	2025
Estimated Cost	
Funding Source	Local
Priority/Status	Medium; Ongoing
Action Description	Increase Awareness of Extreme Temperature Risk and Safety
Goal	Public Education and Awareness
Hazards Addressed	Extreme Temperatures
Local Planning Mechanism	Jefferson County EMA, AEMA, Bessemer Fire Department
Estimated Time Frame for Completion	Annually

Estimated Cost	
Funding Source	FEMA/State/Local
Priority/Status	High; Yearly; Replaced Extreme Temperature hazard awareness is advertised annually via social media, website postings, and partnerships with the media. This mitigation action has been replaced with a new action in order to streamline the plan and to adopt the “all hazards” approach within mitigation planning and awareness
Action Description	Assist Vulnerable Populations
Goal	Property Protection Public Education and Awareness
Hazards Addressed	Extreme Temperatures
Local Planning Mechanism	Bessemer Community Development, Bessemer Fire Department, Bessemer Police Department
Estimated Time Frame for Completion	2016
Estimated Cost	
Funding Source	State/Local
Priority/Status	High; Completed; Replaced Assisting vulnerable populations is done through our volunteer organizations active in disasters and community groups. This mitigation action has been replaced with a new action in order to streamline the plan and to adopt the “all hazards” approach within mitigation planning and awareness.
Action Description	Educate Property Owners About Freezing Pipes
Goal	Public Education and Awareness
Hazards Addressed	Extreme Temperatures
Local Planning Mechanism	Jefferson County EMA, Bessemer Utilities, Bessemer Community Development
Estimated Time Frame for Completion	Ongoing; Seasonal
Estimated Cost	
Funding Source	FEMA/State/Local

Priority/Status	High; Ongoing; Replaced Freezing pipe awareness falls under winter weather hazard awareness, and is advertised annually via social media, website postings, and partnerships with the media. This mitigation action has been replaced with a new action in order to streamline the plan and to adopt the “all hazards” approach within mitigation planning and awareness.
Action Description	Locate Safe Rooms to Minimize Damage
Goal	Property Protection
Hazards Addressed	Hail
Local Planning Mechanism	Homeowner Associations, Bessemer Community Development
Estimated Time Frame for Completion	2020
Estimated Cost	
Funding Source	FEMA/Local
Priority/Status	High; Completed All county wide saferooms are available via the Jefferson County EMA website. This includes a searchable tool to find the closest safe room near your location.
Action Description	Protect Critical Facilities and Equipment
Goal	Property Protection Structural Mitigation
Hazards Addressed	Lightning
Local Planning Mechanism	Bessemer City Council/Mayor, Bessemer Utilities, Alabama Power
Estimated Time Frame for Completion	Annually
Estimated Cost	
Funding Source	Private/Local

Priority/Status	High; Yearly; Replaced No action in past five years due to lack of funding. This mitigation action has been replaced with a new action in order to streamline the plan, and to adopt the “all hazards” approach within mitigation planning and awareness.
Action Description	Conduct Lightning Awareness Programs
Goal	Public Education and Awareness
Hazards Addressed	Lightning
Local Planning Mechanism	Bessemer City Council/Mayor, Bessemer Fire Department
Estimated Time Frame for Completion	Annually
Estimated Cost	
Funding Source	FEMA/State/Local
Priority/Status	High; Yearly; Replaced Lightning hazard awareness is advertised annually via social media, website postings, and partnerships with the media. This mitigation action has been replaced with a new action in order to streamline the plan and to adopt the “all hazards” approach within mitigation planning and awareness.
Action Description	Adopt and Enforce Building Codes
Goal	Prevention Property Protection
Hazards Addressed	Severe Wind
Local Planning Mechanism	Bessemer City Council/Mayor, Bessemer Building Depart.
Estimated Time Frame for Completion	2020
Estimated Cost	
Funding Source	Local

Priority/Status	High; Ongoing; Replaced The previous mitigation plan had adopt and enforce building codes for every individual hazard. A new mitigation action has been developed in order to streamline the plan and to adopt the “all hazards” approach within mitigation planning.
Action Description	Promote or Require Site and Building Design Standards to Minimize Wind Damage
Goal	Prevention Property Protection
Hazards Addressed	Severe Wind
Local Planning Mechanism	Bessemer City Council/Mayor, Bessemer Building Department, Bessemer Community Development
Estimated Time Frame for Completion	2025
Estimated Cost	
Funding Source	Local
Priority/Status	High; Incomplete This action has not been completed in the last five years due to the lack of funding. The time frame on this action has been extended in order to ensure completion.
Action Description	Assess Vulnerability to Severe Wind
Goal	Prevention
Hazards Addressed	Severe Wind
Local Planning Mechanism	Jefferson County EMA, GIS Department, AEMA, FEMA
Estimated Time Frame for Completion	2020
Estimated Cost	
Funding Source	Local

Priority/Status	High; Completed; Replaced Vulnerability to hazards is assessed on an annual basis through open sources data and partnership with Jefferson County EMA. Due to several actions assessing vulnerability, this mitigation action has been replaced with a new action in order to streamline the plan and to adopt the “all hazards” approach within mitigation planning and awareness.
Action Description	Protect Power Lines and Infrastructure
Goal	Prevention Property Protection Structural Mitigation
Hazards Addressed	Severe Wind
Local Planning Mechanism	Bessemer Utilities, Alabama Power
Estimated Time Frame for Completion	2020
Estimated Cost	
Funding Source	Private/Local
Priority/Status	High; Incomplete; Replaced No action in past five years due to lack of funding. This mitigation action has been replaced with a new action in order to streamline the plan, and to adopt the “all hazards” approach within mitigation planning.
Action Description	Retrofit Residential Buildings
Goal	Prevention Property Protection Structural Mitigation
Hazards Addressed	Severe Wind
Local Planning Mechanism	Homeowners Associations, Bessemer Community Development
Estimated Time Frame for Completion	2030
Estimated Cost	

Funding Source	Local
Priority/Status	Low; incomplete No action in past five years due to lack of funding. The time frame has been extended to ensure completion.
Action Description	Retrofit Public Buildings and Critical Facilities
Goal	Prevention Property Protection Structural Mitigation
Hazards Addressed	Severe Wind
Local Planning Mechanism	FEMA, Engineering Department, Building Department
Estimated Time Frame for Completion	2025
Estimated Cost	
Funding Source	Local
Priority/Status	High No action in past five years due to lack of funding. This mitigation action has been replaced with a new action in order to streamline the plan, and to adopt the “all hazards” approach within mitigation planning and awareness.
Action Description	Increase Severe Wind Risk Awareness
Goal	Public Education and Awareness
Hazards Addressed	Severe Wind
Local Planning Mechanism	Jefferson County EMA, AEMA, FEMA
Estimated Time Frame for Completion	2017
Estimated Cost	
Funding Source	FEMA/State/Local

Priority/Status	High; Completed; Replaced Severe Wind risk and hazard awareness is advertised annually via social media, website postings, and partnerships with the media. This mitigation action has been replaced with a new action in order to streamline the plan and to adopt the “all hazards” approach within mitigation planning and awareness
Action Description	Assess Community Risk
Goal	Prevention
Hazards Addressed	Multiple Hazards
Local Planning Mechanism	Bessemer City Council/Mayor, Bessemer City Engineer, Bessemer Building Department, Jefferson County EMA, AEMA
Estimated Time Frame for Completion	Annually
Estimated Cost	
Funding Source	State/Local
Priority/Status	High; Completed Community risk is assessed on an annual basis from historical data and analysis by the Jefferson County EMA. This actions time frame has changed and been converted to an annual occurrence.
Action Description	Map Community Risk
Goal	Prevention
Hazards Addressed	Multiple Hazards
Local Planning Mechanism	Bessemer City Council/Mayor, Bessemer City Engineer, Bessemer Building Department, Jefferson County EMA
Estimated Time Frame for Completion	2025
Estimated Cost	
Funding Source	FEMA/State/Local
Priority/Status	High; Incomplete

Action Description	Prevent Development in Hazard Areas
Goal	Prevention
Hazards Addressed	Multiple Hazards
Local Planning Mechanism	Bessemer City Council/Mayor, Bessemer City Engineer, Bessemer Building Department
Estimated Time Frame for Completion	2025
Estimated Cost	
Funding Source	Local
Priority/Status	High; Incomplete
Action Description	Adopt Development Regulations in Hazard Areas
Goal	Prevention
Hazards Addressed	Multiple Hazards
Local Planning Mechanism	Bessemer City Council/Mayor, Bessemer City Engineer, Bessemer Building Department
Estimated Time Frame for Completion	2025
Estimated Cost	
Funding Source	Local
Priority/Status	High; Incomplete
Action Description	Limit Density in Hazard Areas
Goal	Prevention
Hazards Addressed	Multiple Hazards
Local Planning Mechanism	Bessemer City Council/Mayor, Bessemer City Engineer, Bessemer Building Department
Estimated Time Frame for Completion	2025
Estimated Cost	
Funding Source	Local
Priority/Status	High; Incomplete

Action Description	Integrate Mitigation into Local Planning
Goal	Prevention
Hazards Addressed	Multiple Hazards
Local Planning Mechanism	Bessemer City Council/Mayor, Bessemer City Engineer, Bessemer Building Department
Estimated Time Frame for Completion	2025
Estimated Cost	
Funding Source	Local
Priority/Status	High; Incomplete Mitigation has slowly started being considered into local planning. Jefferson County EMA fully integrates mitigation into their plans at the county level, but full immersion into the local plans has not occurred. The time frame for this action has been extended in order for full implementation.
Action Description	Strengthen Land Use Regulations
Goal	Prevention
Hazards Addressed	Multiple Hazards
Local Planning Mechanism	Bessemer City Council/Mayor, Bessemer City Engineer, Bessemer Building Department
Estimated Time Frame for Completion	2025
Estimated Cost	
Funding Source	Local
Priority/Status	High; Incomplete; No action in the past five years due to lack of funding. Time frame has been extended on this action in order to see implementation.
Action Description	Adopt and Enforce Building Codes
Goal	Prevention Property Protection
Hazards Addressed	Multiple Hazards

Local Planning Mechanism	Bessemer City Council/Mayor, Bessemer City Engineer, Bessemer Building Department
Estimated Time Frame for Completion	2020
Estimated Cost	
Funding Source	Local
Priority/Status	High; Incomplete
Action Description	Create Local Funding Mechanisms for Hazard Mitigation
Goal	Prevention
Hazards Addressed	Multiple Hazards
Local Planning Mechanism	Bessemer City Council/Mayor, Bessemer City Engineer, Bessemer Building Department
Estimated Time Frame for Completion	2030
Estimated Cost	
Funding Source	Local
Priority/Status	High; Incomplete
	No action in the past five years due to lack of funding. Time frame has been extended on this action in order to see implementation.
Action Description	Incentivize Hazard Mitigation
Goal	Prevention
Hazards Addressed	Multiple Hazards
Local Planning Mechanism	Bessemer City Council/Mayor, Bessemer City Engineer, Bessemer Building Department
Estimated Time Frame for Completion	2030
Estimated Cost	
Funding Source	Local
Priority/Status	High; Incomplete
	No action in the past five years due to lack of funding. Time frame has been extended on this action in order to see implementation.

Action Description	Monitor Mitigation Plan Implementation
Goal	Prevention
Hazards Addressed	Multiple Hazards
Local Planning Mechanism	Bessemer City Council/Mayor, Bessemer City Engineer, Bessemer Building Department
Estimated Time Frame for Completion	Annually
Estimated Cost	
Funding Source	Local
Priority/Status	High; Yearly
Action Description	Protect Structures
Goal	Prevention Property Protection Structural Mitigation
Hazards Addressed	Multiple Hazards
Local Planning Mechanism	Fire Department, Planning Department, City Council
Estimated Time Frame for Completion	2025
Estimated Cost	
Funding Source	Local
Priority/Status	High No action in past five years due to lack of funding.
Action Description	Protect Infrastructure and Critical Facilities
Goal	Property Protection Structural Mitigation
Hazards Addressed	Multiple Hazards
Local Planning Mechanism	Bessemer City Council/Mayor, Bessemer City Engineer, Bessemer Building Department, Bessemer Public Works, Bessemer Utilities
Estimated Time Frame for Completion	2025
Estimated Cost	

Funding Source	Local
Priority/Status	High No action in past five years due to lack of funding. This mitigation action has been replaced with a new action in order to streamline the plan, and to adopt the “all hazards” approach within mitigation planning and awareness.
Action Description	Increase Hazard Education and Risk Awareness
Goal	Public Education and Awareness
Hazards Addressed	Multiple Hazards
Local Planning Mechanism	Bessemer City Council/Mayor, Bessemer Fire Department, Bessemer Police Department
Estimated Time Frame for Completion	2017
Estimated Cost	
Funding Source	FEMA/State/Local
Priority/Status	High; Replaced This mitigation action has been replaced with a new action in order to streamline the plan, and to adopt the “all hazards” approach within mitigation planning and awareness.
Action Description	Improve Household Disaster Preparedness
Goal	Public Education and Awareness
Hazards Addressed	Multiple Hazards
Local Planning Mechanism	Bessemer City Council/Mayor, Bessemer City Engineer, Bessemer Building Department
Estimated Time Frame for Completion	2017
Estimated Cost	
Funding Source	FEMA/State/Local
Priority/Status	High; Replaced This mitigation action has been replaced with a new action in order to streamline the plan, and to adopt the “all hazards” approach within mitigation planning and awareness.

Action Description	Promote Private Mitigation Efforts
Goal	Public Education and Awareness
Hazards Addressed	Multiple Hazards
Local Planning Mechanism	Bessemer City Council/Mayor, Bessemer City Engineer, Bessemer Building Department
Estimated Time Frame for Completion	Annual
Estimated Cost	
Funding Source	FEMA/State/Local
Priority/Status	High; Incomplete Promoting private mitigation funding needs to happen on an annual basis when funds are available to constituents. The time frame has been changed to an annual occurrence.
Action Description	Add Outdoor Warning Sirens Inside Municipal Boundary
Goal	Emergency Services Public Education and Awareness
Hazards Addressed	Multiple Hazards
Local Planning Mechanism	Jefferson County Emergency Management Agency, Mayors Office
Estimated Time Frame for Completion	Long Term
Estimated Cost	Unknown
Funding Source	Local/ State/ Federal
Priority/Status	New Action; High
Action Description	Build and/or Purchase Saferooms And Place Inside Municipal Boundary
Goal	Prevention Emergency Services Public Education and Awareness
Hazards Addressed	Multiple Hazards
Local Planning Mechanism	Mayor's Office, Jefferson County EMA

Estimated Time Frame for Completion	Long Term
Estimated Cost	Unknown
Funding Source	Local/State/Federal
Priority/Status	New Action; High
Action Description	Protect and/or Retrofit Critical Facilities and Infrastructure.
Goal	Prevention Property Protection Structural Mitigation
Hazards Addressed	All Hazards
Local Planning Mechanism	Mayor's Office, Jefferson County EMA
Estimated Time Frame for Completion	Long Term
Estimated Cost	
Funding Source	FEMA/State/Local
Priority/Status	New; High; Yearly
	The previous mitigation plan had Protect Critical Facilities and Infrastructure for every individual hazard. This mitigation action replaces those actions in order to streamline the plan and to adopt the "all hazards" approach within mitigation planning.
Action Description	Protect and/or Retrofit Utility Infrastructure
Goal	Prevention Property Protection Structural Mitigation
Hazards Addressed	All Hazards
Local Planning Mechanism	Mayor's Office, Jefferson County EMA
Estimated Time Frame for Completion	Long Term
Estimated Cost	
Funding Source	FEMA/State/Local

Priority/Status	New; High; The previous mitigation plan had Protect and/or Retrofit Utility Infrastructure for every individual hazard. This mitigation action replaces those actions in order to streamline the plan and to adopt the “all hazards” approach within mitigation planning.
Action Description	Assess Vulnerability and Hazard Risk
Goal	Emergency Services Public Education and Awareness Prevention Property Protection Structural Mitigation
Hazards Addressed	Multiple Hazards
Local Planning Mechanism	Jefferson County Emergency Management Agency, Mayors Office
Estimated Time Frame for Completion	Long Term
Estimated Cost	Unknown
Funding Source	Local, State, Federal
Priority/Status	New Action; High
Action Description	Increase Hazard Awareness and Increase Preparedness Within the Home through campaigns, fairs, seminars, direct mailings, materials, public service announcements, and other means of communications
Goal	Emergency Services Public Education and Awareness Prevention
Hazards Addressed	Multiple Hazards
Local Planning Mechanism	Jefferson County Emergency Management Agency, Mayors Office, Fire Department
Estimated Time Frame for Completion	Long Term
Estimated Cost	Unknown
Funding Source	Local, State, Federal
Priority/Status	New; High; Ongoing

Action Description	Adopt and enforce building codes
Goal	Property Protection Structural Mitigation Prevention
Hazards Addressed	Multiple Hazards
Local Planning Mechanism	Jefferson County Emergency Management Agency, Mayors Office, Fire Department, Building Inspection, Engineering Department
Estimated Time Frame for Completion	Long Term
Estimated Cost	Unknown
Funding Source	Local, State, Federal
Priority/Status	New;Medium;Ongoing

Action Description	Assist Vulnerable Populations
Goal	Public Education and Awareness Prevention
Hazards Addressed	Multiple Hazards
Local Planning Mechanism	Jefferson County Emergency Management Agency, Mayors Office, Jefferson County VOAD
Estimated Time Frame for Completion	Long Term
Estimated Cost	Unknown
Funding Source	Local, State and Federal
Priority/Status	New; High; Ongoing
Action Description	Remove Existing buildings and infrastructure from hazard areas
Goal	Property Protection Structural Mitigation Prevention
Hazards Addressed	Multiple Hazards
Local Planning Mechanism	Jefferson County Emergency Management Agency, Mayors Office
Estimated Time Frame for Completion	Long Term
Estimated Cost	Unknown
Funding Source	Local, State, Federal
Priority/Status	New; Medium
Action Description	Reduce impacts to roadways and bridges
Goal	Emergency Services Structural Mitigation Prevention
Hazards Addressed	Multiple Hazards
Local Planning Mechanism	Jefferson County Emergency Management Agency, Mayors Office, Public Works, ALDOT
Estimated Time Frame for Completion	Long Term
Estimated Cost	Unknown

Funding Source	Local, State and Federal
Priority/Status	New; Medium
Action Description	Construct Hazard Resilient Facilities and Infrastructure in order to provide continuity of operations and government.
Goal	Emergency Services Property Protection Structural Mitigation Prevention
Hazards Addressed	Multiple Hazards
Local Planning Mechanism	Jefferson County Emergency Management Agency
Estimated Time Frame for Completion	Long Term
Estimated Cost	Unknown
Funding Source	Local, State and Federal
Priority/Status	New; Low

Birmingham's Mitigation Action Plan	
Action Description	Hazard Awareness Weeks
Goal	Public Education and Awareness
Hazards Addressed	All Hazards
Local Planning Mechanism	Jefferson County EMA, City of Birmingham Local Floodplain Administrator
Estimated Time Frame for Completion	Annually
Estimated Cost	No Additional Cost
Funding Source	Local
Priority/Status	Medium; Yearly; Replaced Brochures and information are provided to the public in various ways via the agency website, social media, and public engagement events. This mitigation action has been replaced with a new action in order to streamline the plan and to adopt the "all hazards" approach within mitigation planning and awareness.

Action Description	Preparedness Handbooks, Brochures. Distribution of Severe Weather Guides, Homeowner’s Retrofit Guide, Etc.
Goal	Public Education and Awareness
Hazards Addressed	All Hazards
Local Planning Mechanism	Jefferson County EMA, City of Birmingham Floodplain Administrator
Estimated Time Frame for Completion	Annual
Estimated Cost	No Additional Cost
Funding Source	Local
Priority/Status	Medium; Yearly; Replaced Brochures and information are provided to the public in various ways via the agency website, social media, and public engagement events. This mitigation action has been replaced with a new action in order to streamline the plan and to adopt the “all hazards” approach within mitigation planning and awareness.
Action Description	Regular Newspaper Articles.
Goal	Public Education and Awareness
Hazards Addressed	All Hazards
Local Planning Mechanism	Jefferson County EMA
Estimated Time Frame for Completion	Annual
Estimated Cost	
Funding Source	Local

Priority/Status	Low; Yearly; Replaced This mitigation action has been replaced with a new action in order to streamline the plan and to adopt the “all hazards” approach within mitigation planning and awareness.
-----------------	---

Action Description	Emergency Preparedness Education Programs for Schools.
Goal	Public Education and Awareness
Hazards Addressed	All Hazards
Local Planning Mechanism	Jefferson County EMA, Birmingham Board of Education
Estimated Time Frame for Completion	Ongoing, Annually September
Estimated Cost	
Funding Source	Local
Priority/Status	Medium; Yearly Various public safety organizations have provided presentations and safety fairs to school children within the jurisdiction.

Action Description	Drills, Exercises in Homes, Workplaces, Classrooms, Etc.
Goal	Public Education and Awareness
Hazards Addressed	All Hazards
Local Planning Mechanism	Jefferson County EMA, Mayor's Office, Public Information Office, Birmingham Board of Education
Estimated Time Frame for Completion	Ongoing, Annually September
Estimated Cost	
Funding Source	Local
Priority/Status	Medium; Yearly These activities are encouraged through awareness weeks, via social media and agency websites. These activities are also required to occur within the jurisdictional school system.

Action Description	Public Service Announcements.
Goal	Public Education and Awareness
Hazards Addressed	All Hazards
Local Planning Mechanism	Jefferson County EMA
Estimated Time Frame for Completion	Quarterly
Estimated Cost	
Funding Source	Local

Priority/Status	Medium; Yearly; Replaced Public service announcements are regularly amplified via agency social media. Announcements on television/radio have not occurred due to lack of funding. This mitigation action has been replaced with a new action in order to streamline the plan and to adopt the “all hazards” approach within mitigation planning and awareness.
Action Description	Hazard “Safety Fairs”.
Goal	Public Education and Awareness
Hazards Addressed	All Hazards
Local Planning Mechanism	Jefferson County EMA
Estimated Time Frame for Completion	Booths Set Up at Different Public Events Annually
Estimated Cost	
Funding Source	Local
Priority/Status	Medium; Yearly; Replaced These events occur annually, via visits to schools, community events, community groups and our large annual event also known as “Be Ready Day.” This mitigation action has been replaced with a new action in order to streamline the plan and to adopt the “all hazards” approach within mitigation planning and awareness.
Action Description	Hazard Conferences, Seminars.
Goal	Public Education and Awareness
Hazards Addressed	All Hazards
Local Planning Mechanism	Jefferson County EMA
Estimated Time Frame for Completion	Annually
Estimated Cost	
Funding Source	Local

Priority/Status	Medium; Yearly; Replaced
	No action in past five years due to lack of funding. This mitigation action has been replaced with a new action in order to streamline the plan and to adopt the “all hazards” approach within mitigation planning and awareness.

Action Description	Direct Mailings
Goal	Public Education and Awareness
Hazards Addressed	All Hazards
Local Planning Mechanism	Jefferson County EMA
Estimated Time Frame for Completion	Annual
Estimated Cost	
Funding Source	Local
Priority/Status	Medium; Yearly; Replaced
	No action in past five years due to lack of funding. This mitigation action has been replaced with a new action in order to streamline the plan and to adopt the “all hazards” approach within mitigation planning and awareness.
Action Description	Utility Bill Inserts
Goal	Public Education and Awareness
Hazards Addressed	All Hazards
Local Planning Mechanism	Jefferson County EMA

Estimated Time Frame for Completion	Quarterly
Estimated Cost	
Funding Source	Local
Priority/Status	Low; Yearly; Replaced This mitigation action has been replaced with a new action in order to streamline the plan and to adopt the “all hazards” approach within mitigation planning and awareness.
Action Description	Annual Correspondence with Residents Reminding Them of The Need to Be Hazard Prepared.
Goal	Public Education and Awareness
Hazards Addressed	All Hazards
Local Planning Mechanism	Mayor, Council, Birmingham Water Works Board
Estimated Time Frame for Completion	Annually
Estimated Cost	\$2,000-5,000
Funding Source	Local
Priority/Status	Medium; Yearly; Replaced Correspondence has been amplified via the use of social media platforms, and news media partnerships. This mitigation action has been replaced with a new action in order to streamline the plan and to adopt the “all hazards” approach within mitigation planning and awareness.
Action Description	Citywide Sustainability Plan
Goal	Prevention
Hazards Addressed	All Hazards
Local Planning Mechanism	Planning, Engineering, and Permitting

Estimated Time Frame for Completion	2016-2017
Estimated Cost	\$100,000
Funding Source	Local
Priority/Status	High;
Action Description	Citywide Disaster Recovery Action Plan
Goal	Prevention
Hazards Addressed	All Hazards
Local Planning Mechanism	Planning, Engineering, and Permitting
Estimated Time Frame for Completion	Annual
Estimated Cost	\$95,000
Funding Source	Local
Priority/Status	High; Completed
Action Description	Assess Vulnerability to Drought Risk
Goal	Prevention Natural Resource Protection
Hazards Addressed	Drought
Local Planning Mechanism	Mayor, Council, BWB

Estimated Time Frame for Completion	Long-Range
Estimated Cost	
Funding Source	Local
Priority/Status	Medium; Ongoing
Action Description	Monitor Drought Conditions
Goal	Prevention Natural Resource Protection
Hazards Addressed	Droughts
Local Planning Mechanism	Mayor, Council, BWWB
Estimated Time Frame for Completion	Long-Range
Estimated Cost	
Funding Source	Local
Priority/Status	Medium; Ongoing
Action Description	Monitor Water Supply
Goal	Prevention Natural Resource Protection

Hazards Addressed	Drought
Local Planning Mechanism	Mayor, Council, BWWB
Estimated Time Frame for Completion	Long-Range
Estimated Cost	
Funding Source	Local
Priority/Status	Medium; Ongoing The Water supply is monitored via our partnerships with local utilities.
Action Description	Plan for Drought
Goal	Prevention Natural Resource Protection
Hazards Addressed	Drought
Local Planning Mechanism	Mayor, Council, BWWB
Estimated Time Frame for Completion	Long-Range
Estimated Cost	
Funding Source	Local
Priority/Status	Medium; Ongoing
Action Description	Require Water Conservation During Drought Conditions.

Goal	Prevention Natural Resource Protection
Hazards Addressed	Drought
Local Planning Mechanism	Mayor, Council, BWWB
Estimated Time Frame for Completion	Long-Range
Estimated Cost	
Funding Source	Local
Priority/Status	Medium; Ongoing
Action Description	Retrofit Water Supply Systems
Goal	Property Protection Natural Resource Protection Structural Mitigation
Hazards Addressed	Drought
Local Planning Mechanism	Local Building Official
Estimated Time Frame for Completion	Long-Range
Estimated Cost	
Funding Source	TBD
Priority/Status	Medium; Ongoing

Action Description	Enhance Landscaping and Design Measures
Goal	Natural Resource Protection
Hazards Addressed	Drought
Local Planning Mechanism	Mayor, Council, Local Urban Design Administrator
Estimated Time Frame for Completion	Long-Range
Estimated Cost	
Funding Source	Local
Priority/Status	Medium; Ongoing
Action Description	Educate Residents on Water Saving Techniques.
Goal	Natural Resource Protection Public Education and Awareness
Hazards Addressed	Drought
Local Planning Mechanism	Mayor, Council, BWWB
Estimated Time Frame for Completion	Short-Range
Estimated Cost	No Additional Costs
Funding Source	Local
Priority/Status	Medium; Ongoing

Action Description	Prevent Overgrazing
Goal	Natural Resource Protection
Hazards Addressed	Drought
Local Planning Mechanism	Mayor, Council
Estimated Time Frame for Completion	Long-Range
Estimated Cost	
Funding Source	Local
Priority/Status	Medium; Ongoing
Action Description	Adopt and Enforce Building Codes.
Goal	Prevention Property Protection
Hazards Addressed	Earthquakes
Local Planning Mechanism	Local Building Official
Estimated Time Frame for Completion	2020
Estimated Cost	No Additional Cost
Funding Source	Local

Priority/Status	Low; Completed
Action Description	Incorporate Earthquake Mitigation into Local Planning.
Goal	Prevention
Hazards Addressed	Earthquakes
Local Planning Mechanism	Jefferson County EMA, Planning, Engineering, and Permitting
Estimated Time Frame for Completion	Annually
Estimated Cost	No Additional Cost
Funding Source	Local
Priority/Status	Low; Yearly
Action Description	Map and Assess Community Vulnerability to Seismic Hazards.
Goal	Prevention
Hazards Addressed	Earthquakes
Local Planning Mechanism	Jefferson County IT Dept, Planning, Engineering, Permitting
Estimated Time Frame for Completion	2025
Estimated Cost	
Funding Source	Local

Priority/Status	Low; Ongoing
Action Description	Conduct Inspections of Building Safety
Goal	Prevention Property Protection
Hazards Addressed	Earthquakes
Local Planning Mechanism	Jefferson County EMA, Fire Department
Estimated Time Frame for Completion	Annually
Estimated Cost	No Additional Cost
Funding Source	Local
Priority/Status	Low; Yearly
Action Description	Protect Critical Facilities and Infrastructure.
Goal	Property Protection Structural Mitigation
Hazards Addressed	Earthquakes
Local Planning Mechanism	Fire Department, Planning, Engineering, Permitting
Estimated Time Frame for Completion	Annually

Estimated Cost	No Additional Cost
Funding Source	Local
Priority/Status	Low; Yearly
Action Description	Implement Structural Mitigation Techniques
Goal	Structural Mitigation
Hazards Addressed	Earthquakes
Local Planning Mechanism	Jefferson County EMA
Estimated Time Frame for Completion	Annually
Estimated Cost	
Funding Source	Local
Priority/Status	Low; Yearly
Action Description	Increase Earthquake Risk Awareness.
Goal	Public Education and Awareness
Hazards Addressed	Earthquakes
Local Planning Mechanism	Jefferson County EMA
Estimated Time Frame for Completion	Annually

Estimated Cost	
Funding Source	Local
Priority/Status	Low; Yearly
Action Description	Conduct Outreach to Builders, Architects, Engineers, And Inspectors.
Goal	Prevention Public Education and Awareness
Hazards Addressed	Earthquakes
Local Planning Mechanism	Jefferson County EMA
Estimated Time Frame for Completion	2018
Estimated Cost	No Additional Cost
Funding Source	Local
Priority/Status	Low; Completed
Action Description	Provide Information on Structural and Non-Structural Retrofitting.
Goal	Property Protection Structural Mitigation Public Education and Awareness
Hazards Addressed	Earthquakes
Local Planning Mechanism	Jefferson County EMA

Estimated Time Frame for Completion	2020
Estimated Cost	No Additional Cost
Funding Source	Local
Priority/Status	Low; Completed
Action Description	Incorporate Flood Mitigation in Local Planning
Goal	Prevention
Hazards Addressed	Flooding
Local Planning Mechanism	Mayor, Council, Local Floodplain Administrator
Estimated Time Frame for Completion	Annually
Estimated Cost	\$50,000-100,000
Funding Source	FEMA, HMA Grant, Local
Priority/Status	High; Yearly
Action Description	Form Partnerships to Support Floodplain Management.
Goal	Prevention Property Protection Natural Resource Protection
Hazards Addressed	Flooding

Local Planning Mechanism	Mayor, Council, Local Floodplain Administrator
Estimated Time Frame for Completion	Annually
Estimated Cost	No Additional Cost
Funding Source	Local
Priority/Status	Medium; Yearly
Action Description	Limit or Restrict Development in Floodplain Areas.
Goal	Prevention Property Protection Natural Resource Protection
Hazards Addressed	Flooding
Local Planning Mechanism	Mayor, Council, Local Floodplain Administrator
Estimated Time Frame for Completion	2025
Estimated Cost	
Funding Source	Local
Priority/Status	Medium; Ongoing
Action Description	Adopt and Enforce Building Codes and Development Standards

Goal	Prevention Property Protection Structural Mitigation
Hazards Addressed	Flooding
Local Planning Mechanism	Local Building Official
Estimated Time Frame for Completion	Short-Range
Estimated Cost	No Additional Cost
Funding Source	Local
Priority/Status	High; Ongoing
Action Description	Improve Stormwater Management Planning.
Goal	Prevention Property Protection Natural Resource Protection
Hazards Addressed	Flooding
Local Planning Mechanism	Local Stormwater Administrator, Local Floodplain Administrator
Estimated Time Frame for Completion	Long-Range
Estimated Cost	
Funding Source	Local
Priority/Status	Medium; Ongoing

Action Description	Adopt Policies to Reduce Stormwater Runoff
Goal	Prevention Property Protection Natural Resource Protection Structural Mitigation
Hazards Addressed	Flooding
Local Planning Mechanism	Mayor, Council, Local Stormwater Administrator
Estimated Time Frame for Completion	2018
Estimated Cost	No Additional Cost
Funding Source	Local
Priority/Status	Medium; Completed
Action Description	Improve Flood Risk Assessment.
Goal	Prevention
Hazards Addressed	Flooding
Local Planning Mechanism	Local Floodplain Administrator
Estimated Time Frame for Completion	2020
Estimated Cost	No Additional Cost
Funding Source	FEMA/Local

Priority/Status	Medium; Completed
Action Description	Join or Improve Compliance With NFIP
Goal	Prevention
Hazards Addressed	Flooding
Local Planning Mechanism	Mayor, Council, Local Floodplain Administrator
Estimated Time Frame for Completion	Annually
Estimated Cost	No Additional Cost
Funding Source	Local
Priority/Status	High; Yearly
Action Description	Manage the Floodplain Beyond Minimum Requirements.
Goal	Prevention Property Protection Natural Resource Protection
Hazards Addressed	Flooding
Local Planning Mechanism	Local Floodplain Administrator
Estimated Time Frame for Completion	2020
Estimated Cost	No Additional Cost

Funding Source	Local
Priority/Status	High; Completed
Action Description	Continue to Participate in CRS
Goal	Prevention
Hazards Addressed	Flooding
Local Planning Mechanism	Local Floodplain Administrator
Estimated Time Frame for Completion	2020
Estimated Cost	
Funding Source	Local
Priority/Status	High; Completed
Action Description	Establish Local Funding Mechanisms for Flood Mitigation.
Goal	Prevention Property Protection Natural Resource Protection Structural Mitigation
Hazards Addressed	Flooding
Local Planning Mechanism	Mayor, Council, Planning, Engineering, Permitting

Estimated Time Frame for Completion	2020
Estimated Cost	
Funding Source	Local
Priority/Status	High; Completed
Action Description	Remove Existing Structures from Flood Hazard Areas.
Goal	Prevention Property Protection
Hazards Addressed	Flooding
Local Planning Mechanism	Mayor, Council, Planning, Engineering, Permitting
Estimated Time Frame for Completion	2020
Estimated Cost	
Funding Source	FEMA
Priority/Status	Medium; Completed
Action Description	Improve Stormwater Drainage System Capacity.
Goal	Property Protection Structural Mitigation
Hazards Addressed	Flooding

Local Planning Mechanism	Mayor, Council, Planning, Engineering, Permitting
Estimated Time Frame for Completion	2025
Estimated Cost	
Funding Source	Local
Priority/Status	High; Ongoing
Action Description	Conduct Regular Maintenance of Drainage Systems and Flood Control Structures
Goal	Property Protection Natural Resource Protection Structural Mitigation
Hazards Addressed	Flooding
Local Planning Mechanism	Mayor, Local Engineer, Department of Public Works
Estimated Time Frame for Completion	Annually
Estimated Cost	
Funding Source	Local
Priority/Status	High; Completed
Action Description	Elevate or Retrofit Structures and Utilities

Goal	Prevention Property Protection Structural Mitigation
Hazards Addressed	Flooding
Local Planning Mechanism	Mayor, Council, Local Floodplain Administrator
Estimated Time Frame for Completion	2025
Estimated Cost	
Funding Source	FEMA/Local
Priority/Status	Medium; Ongoing
Action Description	Floodproof Residential and Non-Residential Structures
Goal	Prevention Property Protection Structural Mitigation
Hazards Addressed	Flooding
Local Planning Mechanism	Mayor, Council, Local Floodplain Administrator
Estimated Time Frame for Completion	2025
Estimated Cost	
Funding Source	FEMA/Local
Priority/Status	Medium; Ongoing

Action Description	Protect Infrastructure
Goal	Prevention Property Protection Structural Mitigation
Hazards Addressed	Flooding
Local Planning Mechanism	Jefferson County EMA, Planning, Engineering, and Permitting, Fire
Estimated Time Frame for Completion	Annually
Estimated Cost	
Funding Source	FEMA/Local
Priority/Status	High; Yearly
Action Description	Protect Critical Facilities.
Goal	Prevention Property Protection Structural Mitigation
Hazards Addressed	Flooding
Local Planning Mechanism	Jefferson County EMA, Planning, Engineering, and Permitting, Fire
Estimated Time Frame for Completion	Annually
Estimated Cost	
Funding Source	FEMA/Local

Priority/Status	High; Yearly
Action Description	Construct Minor and Major Flood Control Measures and Projects
Goal	Prevention
Hazards Addressed	Flooding
Local Planning Mechanism	Mayor, Council, Local Planning Engineering and Permitting
Estimated Time Frame for Completion	Long Range
Estimated Cost	
Funding Source	FEMA/Local
Priority/Status	High; Ongoing
Action Description	Protect and Restore Natural Flood Mitigation Features
Goal	Natural Resource Protection Structural Mitigation
Hazards Addressed	Flooding
Local Planning Mechanism	Mayor, Council, Local Planning Engineering and Permitting
Estimated Time Frame for Completion	Long Range
Estimated Cost	

Funding Source	FEMA/Local
Priority/Status	Medium; Ongoing
Action Description	Preserve Floodplains as Open Space.
Goal	Prevention Natural Resource Protection
Hazards Addressed	Flooding
Local Planning Mechanism	Planning Engineering and Permitting
Estimated Time Frame for Completion	2025
Estimated Cost	
Funding Source	FEMA/Local
Priority/Status	Medium; Ongoing
Action Description	Increase Awareness of Flood Risk and Safety
Goal	Public Education and Awareness
Hazards Addressed	Flooding
Local Planning Mechanism	Mayor, Council, Local Floodplain Administrator
Estimated Time Frame for Completion	Annually
Estimated Cost	

Funding Source	FEMA/Local
Priority/Status	Medium; Yearly
Action Description	Educate Property Owners About Flood Mitigation Techniques
Goal	Public Education and Awareness
Hazards Addressed	Flooding
Local Planning Mechanism	Mayor, Council
Estimated Time Frame for Completion	Annually
Estimated Cost	
Funding Source	Local
Priority/Status	Medium; Yearly
Action Description	Map and Assess Vulnerability to Erosion
Goal	Prevention
Hazards Addressed	Landslides/Erosion
Local Planning Mechanism	Local Engineers, GIS
Estimated Time Frame for Completion	2025
Estimated Cost	No Additional Cost
Funding Source	Local

Priority/Status	Medium; Ongoing
Action Description	Manage Development in Erosion Hazard Areas
Goal	Prevention
Hazards Addressed	Landslides/Erosion
Local Planning Mechanism	Mayor, Council, Local Engineer
Estimated Time Frame for Completion	2025
Estimated Cost	No Additional Cost
Funding Source	Local
Priority/Status	Medium; Ongoing
Action Description	Promote or Require Site and Building Design Standards to Minimize Erosion Risk
Goal	Prevention Natural Resource Protection
Hazards Addressed	Landslides/Erosion
Local Planning Mechanism	Local Building Official/Local Engineer
Estimated Time Frame for Completion	2018
Estimated Cost	
Funding Source	Local

Priority/Status	Medium; Completed
Action Description	Remove Existing Buildings and Infrastructure from Erosion Hazard Areas
Goal	Prevention Property Protection Structural Mitigation
Hazards Addressed	Landslides/Erosion
Local Planning Mechanism	Mayor and Council
Estimated Time Frame for Completion	Long Range
Estimated Cost	
Funding Source	Local
Priority/Status	Low; Ongoing
Action Description	Stabilize Erosion Hazard Areas
Goal	Prevention Property Protection Natural Resource Protection Structural Mitigation
Hazards Addressed	Landslides/Erosion
Local Planning Mechanism	Mayor, Local Engineer

Estimated Time Frame for Completion	Long Range
Estimated Cost	
Funding Source	Local
Priority/Status	Low; Ongoing
Action Description	Increase Awareness of Erosion Hazards
Goal	Public Education and Awareness
Hazards Addressed	Landslides/Erosion
Local Planning Mechanism	Mayor, Local Engineer
Estimated Time Frame for Completion	Long Range
Estimated Cost	No Additional Cost
Funding Source	Local

Priority/Status	Low; Ongoing
Action Description	Map and Assess Vulnerability in Subsidence
Goal	Prevention
Hazards Addressed	Land Subsidence
Local Planning Mechanism	Planning Engineering and Permitting
Estimated Time Frame for Completion	2025
Estimated Cost	
Funding Source	Local
Priority/Status	High; Ongoing
Action Description	Manage Development in High-Risk Areas
Goal	Prevention
Hazards Addressed	Land Subsidence
Local Planning Mechanism	Planning Engineering and Permitting
Estimated Time Frame for Completion	2025
Estimated Cost	No Additional Cost
Funding Source	Local

Priority/Status	Medium; Ongoing
Action Description	Consider Subsidence in Building Design
Goal	Prevention
Hazards Addressed	Land Subsidence
Local Planning Mechanism	Planning Engineering and Permitting
Estimated Time Frame for Completion	2018
Estimated Cost	
Funding Source	Local
Priority/Status	Medium; Completed
Action Description	Monitor Subsidence Risk Factors
Goal	Prevention Natural Resource Protection
Hazards Addressed	Land Subsidence
Local Planning Mechanism	Planning Engineering and Permitting
Estimated Time Frame for Completion	Long Range
Estimated Cost	

Funding Source	Local
Priority/Status	Medium; Ongoing
Action Description	Remove Existing Structures from Subsidence Hazard Areas
Goal	Property Protection Structural Mitigation
Hazards Addressed	Land Subsidence
Local Planning Mechanism	Planning Engineering and Permitting
Estimated Time Frame for Completion	Long Range
Estimated Cost	
Funding Source	Local
Priority/Status	Medium; Ongoing

Action Description	Educate Residents About Subsidence
Goal	Public Education and Awareness
Hazards Addressed	Land Subsidence
Local Planning Mechanism	Mayor, Council, Planning Engineering and Permitting
Estimated Time Frame for Completion	Annually
Estimated Cost	
Funding Source	Local
Priority/Status	Medium; Yearly

Action Description	Encourage Construction of Safe Rooms
Goal	Property Protection Structural Mitigation Public Education and Awareness
Hazards Addressed	Tornadoes
Local Planning Mechanism	Mayor, Council, Local Floodplain Administrator
Estimated Time Frame for Completion	Long Range
Estimated Cost	
Funding Source	FEMA, HMA Grant

Priority/Status	High; Ongoing
Action Description	Require Wind-Resistant Building Techniques and Hardening Retrofits
Goal	Prevention Property Protection
Hazards Addressed	Tornadoes
Local Planning Mechanism	Mayor, Local Building Official
Estimated Time Frame for Completion	Long Range
Estimated Cost	No Additional Cost
Funding Source	Local
Priority/Status	High; Ongoing
Action Description	Conduct Tornado Awareness Activities
Goal	Public Education and Awareness
Hazards Addressed	Tornadoes
Local Planning Mechanism	Jefferson County EMA, Mayor
Estimated Time Frame for Completion	Annual
Estimated Cost	No Additional Cost
Funding Source	Local

Priority/Status	Medium; Ongoing
Action Description	Citywide Community Safe Room Plan
Goal	Public Education and Awareness
Hazards Addressed	Tornadoes
Local Planning Mechanism	Planning, Engineering, and Permitting
Estimated Time Frame for Completion	2016-2017
Estimated Cost	\$100,000
Funding Source	Local
Priority/Status	Medium; Completed
Action Description	Map and Assess Vulnerability to Wildfire
Goal	Prevention Property Protection Natural Resource Protection
Hazards Addressed	Wildfires
Local Planning Mechanism	Local GIS
Estimated Time Frame for Completion	Long Range
Estimated Cost	

Funding Source	Local
Priority/Status	Low; Ongoing
Action Description	Incorporate Wildfire Mitigation in The Comprehensive Plan
Goal	Prevention Property Protection Natural Resource Protection
Hazards Addressed	Wildfires
Local Planning Mechanism	Mayor, Council, Fire Department
Estimated Time Frame for Completion	Long Range
Estimated Cost	
Funding Source	Local
Priority/Status	Low; Ongoing
Action Description	Reduce Risk Through Land Use Planning
Goal	Prevention
Hazards Addressed	Wildfires
Local Planning Mechanism	Mayor, Chief Planner, Fire Department
Estimated Time Frame for Completion	Long Range

Estimated Cost	
Funding Source	Local
Priority/Status	Low; Ongoing
Action Description	Require or Encourage Fire Resistant Construction
Goal	Prevention Property Protection Structural Mitigation Public Education and Awareness
Hazards Addressed	Wildfires
Local Planning Mechanism	Mayor, Building Official, Fire Department
Estimated Time Frame for Completion	Short Range
Estimated Cost	
Funding Source	Local
Priority/Status	Medium; Ongoing
Action Description	Retrofit At-Risk Structures with Ignition-Resistant Materials
Goal	Prevention Property Protection Structural Mitigation
Hazards Addressed	Wildfires

Local Planning Mechanism	Planning Engineering and Permitting, Fire Department
Estimated Time Frame for Completion	Long Range
Estimated Cost	
Funding Source	Local
Priority/Status	Low; Ongoing
Action Description	Create Defensible Space Around Structures and Infrastructure
Goal	Prevention Property Protection Natural Resource Protection Structural Mitigation
Hazards Addressed	Wildfires
Local Planning Mechanism	Mayor, Fire Department
Estimated Time Frame for Completion	Long Range
Estimated Cost	
Funding Source	Local
Priority/Status	Low; Ongoing
Action Description	Conduct Maintenance to Reduce Risk

Goal	Prevention Property Protection Natural Resource Protection Structural Mitigation
Hazards Addressed	Wildfires
Local Planning Mechanism	Mayor, Fire Department
Estimated Time Frame for Completion	Long Range
Estimated Cost	
Funding Source	Local
Priority/Status	Medium; Ongoing

--	--

Action Description	Implement A Fuels Management Program
Goal	Prevention Property Protection Natural Resource Protection
Hazards Addressed	Wildfires
Local Planning Mechanism	Mayor, Equipment Manager
Estimated Time Frame for Completion	Long Range
Estimated Cost	
Funding Source	Local
Priority/Status	Long Range; Ongoing

--	--

Action Description	Participate in Firewise Program
Goal	Prevention
Hazards Addressed	Wildfires
Local Planning Mechanism	Jefferson County EMA, Mayor, Fire Department
Estimated Time Frame for Completion	Annually
Estimated Cost	
Funding Source	Local
Priority/Status	Medium; Yearly
Action Description	Increase Wildfire Risk Awareness
Goal	Public Education and Awareness
Hazards Addressed	Wildfires
Local Planning Mechanism	Fire Department, Forestry Service
Estimated Time Frame for Completion	Annually
Estimated Cost	No Additional Cost
Funding Source	Local
Priority/Status	Low; Yearly

Action Description	Educate Property Owners About Wildfire Mitigation Techniques
Goal	Public Education and Awareness
Hazards Addressed	Wildfires
Local Planning Mechanism	Fire Department, Forestry Service
Estimated Time Frame for Completion	Annually
Estimated Cost	No Additional Cost
Funding Source	Local
Priority/Status	Low; Yearly
Action Description	Protect Buildings and Infrastructure
Goal	Prevention Property Protection Structural Mitigation
Hazards Addressed	Winter Storms/Freezes
Local Planning Mechanism	Mayor, Council
Estimated Time Frame for Completion	Mid Range
Estimated Cost	
Funding Source	Local
Priority/Status	Medium; Ongoing

Action Description	Protect Power Lines
Goal	Prevention Structural Mitigation
Hazards Addressed	Winter Storms/Freezes
Local Planning Mechanism	Mayor, Council
Estimated Time Frame for Completion	Mid Range
Estimated Cost	
Funding Source	Local
Priority/Status	Medium; Ongoing
Action Description	Reduce Impacts to Roadways
Goal	Structural Mitigation
Hazards Addressed	Winter Storms/Freezes
Local Planning Mechanism	Mayor, Traffic Engineering
Estimated Time Frame for Completion	Mid Range
Estimated Cost	
Funding Source	Local
Priority/Status	Medium; Ongoing

Action Description	Conduct Winter Weather Risk Awareness Activities
Goal	Public Education and Awareness
Hazards Addressed	Winter Storms/Freezes
Local Planning Mechanism	Jefferson County EMA
Estimated Time Frame for Completion	Annually
Estimated Cost	
Funding Source	Local
Priority/Status	Medium; Yearly
Action Description	Assist Vulnerable Populations
Goal	Property Protection Public Education and Awareness
Hazards Addressed	Winter Storms/Freezes
Local Planning Mechanism	Jefferson County EMA
Estimated Time Frame for Completion	Mid Range
Estimated Cost	
Funding Source	Local

Priority/Status	Medium; Ongoing
Action Description	Reduce Urban Island Heat Effect
Goal	Prevention Property Protection Structural Mitigation
Hazards Addressed	Extreme Temperatures
Local Planning Mechanism	Planning Engineering and Permitting
Estimated Time Frame for Completion	Long Range
Estimated Cost	
Funding Source	Local
Priority/Status	Medium; Ongoing
Action Description	Increase Awareness of Extreme Temperature Risk and Safety
Goal	Public Education and Awareness
Hazards Addressed	Extreme Temperatures
Local Planning Mechanism	Jefferson County Department of Health
Estimated Time Frame for Completion	Mid Range
Estimated Cost	

Funding Source	Local
Priority/Status	Medium; Ongoing
Action Description	Assist Vulnerable Populations
Goal	Property Protection Public Education and Awareness
Hazards Addressed	Extreme Temperatures
Local Planning Mechanism	Mayor, Council, Jefferson County Department of Health
Estimated Time Frame for Completion	Mid Range
Estimated Cost	
Funding Source	Local
Priority/Status	Medium; Ongoing
Action Description	Educate Property Owners About Freezing Pipes
Goal	Public Education and Awareness
Hazards Addressed	Extreme Temperatures
Local Planning Mechanism	BWWB
Estimated Time Frame for Completion	Annual

Estimated Cost	
Funding Source	Local
Priority/Status	Medium; Yearly
Action Description	Protect Buildings from Hail Damage
Goal	Prevention Property Protection Structural Mitigation
Hazards Addressed	Hail
Local Planning Mechanism	Mayor, Council
Estimated Time Frame for Completion	Annual
Estimated Cost	
Funding Source	Local
Priority/Status	Medium; Yearly
Action Description	Increase Hail Risk Awareness
Goal	Public Education and Awareness
Hazards Addressed	Hail
Local Planning Mechanism	Jefferson County EMA

Estimated Time Frame for Completion	Annually
Estimated Cost	
Funding Source	Local
Priority/Status	Medium; Yearly
Action Description	Map and Assess Vulnerability to Landslides
Goal	Prevention
Hazards Addressed	Landslide
Local Planning Mechanism	Planning Engineering and Permitting
Estimated Time Frame for Completion	2025
Estimated Cost	
Funding Source	Local
Priority/Status	Medium; Ongoing
Action Description	Manage Development in Landslide Hazard Areas
Goal	Prevention
Hazards Addressed	Landslide
Local Planning Mechanism	Building Official, Local Engineers, Mayor, Council

Estimated Time Frame for Completion	2025
Estimated Cost	
Funding Source	Local
Priority/Status	Medium; Ongoing
Action Description	Prevent Impacts to Roadways
Goal	Prevention Structural Mitigation
Hazards Addressed	Landslide
Local Planning Mechanism	Mayor, Council
Estimated Time Frame for Completion	2025
Estimated Cost	
Funding Source	Local
Priority/Status	Medium; Ongoing
Action Description	Remove Existing Buildings and Infrastructure from Landslide Hazard Areas
Goal	Property Protection Structural Mitigation
Hazards Addressed	Landslide

Local Planning Mechanism	Mayor, Council
Estimated Time Frame for Completion	Mid Range
Estimated Cost	
Funding Source	Local
Priority/Status	Medium; Ongoing
Action Description	Protect Critical Facilities and Equipment
Goal	Property Protection Structural Mitigation
Hazards Addressed	Lightning
Local Planning Mechanism	Jefferson County EMA
Estimated Time Frame for Completion	Mid Range
Estimated Cost	
Funding Source	Local
Priority/Status	Medium; Ongoing
Action Description	Conduct Lightning Awareness Programs
Goal	Public Education and Awareness
Hazards Addressed	Lightning

Local Planning Mechanism	Jefferson County EMA
Estimated Time Frame for Completion	Annual
Estimated Cost	
Funding Source	Local
Priority/Status	Medium; Yearly

Action Description	Adopt and Enforce Building Codes
Goal	Prevention Property Protection
Hazards Addressed	Severe Wind
Local Planning Mechanism	Mayor, Council, Local Building Official
Estimated Time Frame for Completion	2020
Estimated Cost	
Funding Source	Local
Priority/Status	High; Completed
Action Description	Promote or Require Site and Building Design Standards to Minimize Wind Damage
Goal	Prevention Property Protection
Hazards Addressed	Severe Wind
Local Planning Mechanism	Mayor, Council, Local Planning Engineering and Permitting
Estimated Time Frame for Completion	2020
Estimated Cost	
Funding Source	Local
Priority/Status	High; Completed

Action Description	Assess Vulnerability to Severe Wind
Goal	Prevention
Hazards Addressed	Severe Wind
Local Planning Mechanism	Planning Engineering and Permitting
Estimated Time Frame for Completion	2020
Estimated Cost	
Funding Source	FEMA/Local
Priority/Status	High; Completed
Action Description	Protect Power Lines and Infrastructure
Goal	Prevention Property Protection Structural Mitigation
Hazards Addressed	Severe Wind
Local Planning Mechanism	Planning Engineering and Permitting, Alabama Power
Estimated Time Frame for Completion	Long Range
Estimated Cost	
Funding Source	Local

Priority/Status	High; Ongoing
Action Description	Retrofit Residential Buildings
Goal	Prevention Property Protection Structural Mitigation
Hazards Addressed	Severe Wind
Local Planning Mechanism	Jefferson County EMA, Planning, Engineering, and Permitting, Fire
Estimated Time Frame for Completion	2020
Estimated Cost	
Funding Source	Local
Priority/Status	High; Completed
Action Description	Retrofit Public Buildings and Critical Facilities
Goal	Prevention Property Protection Structural Mitigation
Hazards Addressed	Severe Wind
Local Planning Mechanism	Jefferson County EMA, Planning, Engineering, and Permitting

Estimated Time Frame for Completion	2025
Estimated Cost	
Funding Source	FEMA
Priority/Status	High; Ongoing

Action Description	Increase Severe Wind Risk Awareness
Goal	Public Education and Awareness
Hazards Addressed	Severe Wind
Local Planning Mechanism	Mayor, Council, Local Floodplain Administrator
Estimated Time Frame for Completion	Annual
Estimated Cost	
Funding Source	Local
Priority/Status	Medium; Yearly
Action Description	Assess Community Risk
Goal	Prevention
Hazards Addressed	Multiple Hazards
Local Planning Mechanism	Jefferson County EMA, Planning, Engineering, and Permitting
Estimated Time Frame for Completion	Long Range
Estimated Cost	
Funding Source	Local
Priority/Status	Medium; Ongoing

Action Description	Map Community Risk
Goal	Prevention
Hazards Addressed	Multiple Hazards
Local Planning Mechanism	Jefferson County EMA, Planning, Engineering, and Permitting
Estimated Time Frame for Completion	Long Range
Estimated Cost	
Funding Source	Local
Priority/Status	Medium; Ongoing
Action Description	Prevent Development in Hazard Areas
Goal	Prevention
Hazards Addressed	Multiple Hazards
Local Planning Mechanism	Jefferson County EMA, Planning, Engineering, and Permitting, Mayor, City Council
Estimated Time Frame for Completion	Mid Range
Estimated Cost	
Funding Source	Local
Priority/Status	Medium; Ongoing

Action Description	Adopt Development Regulations in Hazard Areas
Goal	Prevention
Hazards Addressed	Multiple Hazards
Local Planning Mechanism	Planning, Engineering, and Permitting, Mayor, City Council
Estimated Time Frame for Completion	Mid Range
Estimated Cost	
Funding Source	Local
Priority/Status	Medium; Ongoing
Action Description	Limit Density in Hazard Areas
Goal	Prevention
Hazards Addressed	Multiple Hazards
Local Planning Mechanism	Planning, Engineering, and Permitting, Mayor, City Council
Estimated Time Frame for Completion	Mid Range
Estimated Cost	\
Funding Source	Local
Priority/Status	Medium; Ongoing

Action Description	Integrate Mitigation into Local Planning
Goal	Prevention
Hazards Addressed	Multiple Hazards
Local Planning Mechanism	Planning, Engineering, and Permitting, Mayor, City Council
Estimated Time Frame for Completion	2016
Estimated Cost	
Funding Source	Local
Priority/Status	Medium; Completed
Action Description	Strengthen Land Use Regulations
Goal	Prevention
Hazards Addressed	Multiple Hazards
Local Planning Mechanism	City of Birmingham
Estimated Time Frame for Completion	2020
Estimated Cost	
Funding Source	Local
Priority/Status	Medium; Completed

Action Description	Adopt and Enforce Building Codes
Goal	Prevention Property Protection
Hazards Addressed	Multiple Hazards
Local Planning Mechanism	City of Birmingham
Estimated Time Frame for Completion	2020
Estimated Cost	
Funding Source	Local
Priority/Status	Medium; Completed
Action Description	Create Local Funding Mechanisms for Hazard Mitigation
Goal	Prevention
Hazards Addressed	Multiple Hazards
Local Planning Mechanism	City of Birmingham
Estimated Time Frame for Completion	2020
Estimated Cost	
Funding Source	Local
Priority/Status	Medium; Completed

Action Description	Incentivize Hazard Mitigation
Goal	Prevention
Hazards Addressed	Multiple Hazards
Local Planning Mechanism	Planning, Engineering, and Permitting, Mayor, City Council
Estimated Time Frame for Completion	Mid Range
Estimated Cost	
Funding Source	Local
Priority/Status	Medium; Ongoing
Action Description	Monitor Mitigation Plan Implementation
Goal	Prevention
Hazards Addressed	Multiple Hazards
Local Planning Mechanism	Jefferson County EMA, Planning, Engineering, and Permitting
Estimated Time Frame for Completion	Annually
Estimated Cost	
Funding Source	Local
Priority/Status	Medium; Yearly

Action Description	Protect Structures
Goal	Prevention Property Protection Structural Mitigation
Hazards Addressed	Multiple Hazards
Local Planning Mechanism	Jefferson County EMA, Planning, Engineering, and Permitting
Estimated Time Frame for Completion	2025
Estimated Cost	
Funding Source	Local
Priority/Status	Medium; Ongoing
Action Description	Protect Infrastructure and Critical Facilities
Goal	Property Protection Structural Mitigation
Hazards Addressed	Multiple Hazards
Local Planning Mechanism	Jefferson County EMA, Planning, Engineering, and Permitting
Estimated Time Frame for Completion	2025
Estimated Cost	
Funding Source	Local
Priority/Status	Medium; Ongoing

Action Description	Increase Hazard Education and Risk Awareness
Goal	Public Education and Awareness
Hazards Addressed	Multiple Hazards
Local Planning Mechanism	Jefferson County EMA, Planning, Engineering, and Permitting
Estimated Time Frame for Completion	Annual
Estimated Cost	No Additional Cost
Funding Source	Local
Priority/Status	Medium; Yearly
Action Description	Improve Household Disaster Preparedness
Goal	Public Education and Awareness
Hazards Addressed	Multiple Hazards
Local Planning Mechanism	Jefferson County EMA, Planning, Engineering, and Permitting, Mayor's Office, City Council, Fire, Police
Estimated Time Frame for Completion	Annual
Estimated Cost	No Additional Cost
Funding Source	Local

Priority/Status	Medium; Yearly
Action Description	Promote Private Mitigation Efforts
Goal	Public Education and Awareness
Hazards Addressed	Multiple Hazards
Local Planning Mechanism	Jefferson County EMA, Planning, Engineering, and Permitting
Estimated Time Frame for Completion	Mid Range
Estimated Cost	
Funding Source	Local
Priority/Status	Medium; Ongoing
Action Description	Add Outdoor Warning Sirens Inside Municipal Boundary
Goal	Emergency Services Public Education and Awareness
Hazards Addressed	Multiple Hazards
Local Planning Mechanism	Jefferson County Emergency Management Agency, Mayors Office
Estimated Time Frame for Completion	Long Term
Estimated Cost	Unknown

Funding Source	Local/ State/ Federal
Priority/Status	New Action; High
Action Description	Build and/or Purchase Saferooms And Place Inside Municipal Boundary
Goal	Prevention Emergency Services Public Education and Awareness
Hazards Addressed	Multiple Hazards
Local Planning Mechanism	Mayor's Office, Jefferson County EMA
Estimated Time Frame for Completion	Long Term
Estimated Cost	Unknown
Funding Source	Local/State/Federal
Priority/Status	New Action; High
Action Description	Protect and/or Retrofit Critical Facilities and Infrastructure.
Goal	Prevention Property Protection Structural Mitigation
Hazards Addressed	All Hazards
Local Planning Mechanism	Mayor's Office, Jefferson County EMA

Estimated Time Frame for Completion	Long Term
Estimated Cost	
Funding Source	FEMA/State/Local
Priority/Status	New; High; Yearly The previous mitigation plan had Protect Critical Facilities and Infrastructure for every individual hazard. This mitigation action replaces those actions in order to streamline the plan and to adopt the “all hazards” approach within mitigation planning.
Action Description	Protect and/or Retrofit Utility Infrastructure
Goal	Prevention Property Protection Structural Mitigation
Hazards Addressed	All Hazards
Local Planning Mechanism	Mayor’s Office, Jefferson County EMA
Estimated Time Frame for Completion	Long Term
Estimated Cost	
Funding Source	FEMA/State/Local
Priority/Status	New; High; The previous mitigation plan had Protect and/or Retrofit Utility Infrastructure for every individual hazard. This mitigation action replaces those actions in order to streamline the plan and to adopt the “all hazards” approach within mitigation planning.
Action Description	Assess Vulnerability and Hazard Risk

Goal	Emergency Services Public Education and Awareness Prevention Property Protection Structural Mitigation
Hazards Addressed	Multiple Hazards
Local Planning Mechanism	Jefferson County Emergency Management Agency, Mayors Office
Estimated Time Frame for Completion	Long Term
Estimated Cost	Unknown
Funding Source	Local, State, Federal
Priority/Status	New Action; High
Action Description	Increase Hazard Awareness and Increase Preparedness Within the Home through campaigns, fairs, seminars, direct mailings, materials, public service announcements, and other means of communications
Goal	Emergency Services Public Education and Awareness Prevention
Hazards Addressed	Multiple Hazards
Local Planning Mechanism	Jefferson County Emergency Management Agency, Mayors Office, Fire Department
Estimated Time Frame for Completion	Long Term
Estimated Cost	Unknown
Funding Source	Local, State, Federal
Priority/Status	New; High; Ongoing

Action Description	Adopt and enforce building codes
Goal	Property Protection Structural Mitigation Prevention
Hazards Addressed	Multiple Hazards
Local Planning Mechanism	Jefferson County Emergency Management Agency, Mayors Office, Fire Department, Building Inspection, Engineering Department
Estimated Time Frame for Completion	Long Term
Estimated Cost	Unknown
Funding Source	Local, State, Federal
Priority/Status	New; Medium; Ongoing

Action Description	Assist Vulnerable Populations
Goal	Public Education and Awareness Prevention
Hazards Addressed	Multiple Hazards
Local Planning Mechanism	Jefferson County Emergency Management Agency, Mayors Office, Jefferson County VOAD
Estimated Time Frame for Completion	Long Term
Estimated Cost	Unknown
Funding Source	Local, State and Federal
Priority/Status	New; High; Ongoing

Action Description	Remove Existing buildings and infrastructure from hazard areas
Goal	Property Protection Structural Mitigation Prevention
Hazards Addressed	Multiple Hazards
Local Planning Mechanism	Jefferson County Emergency Management Agency, Mayors Office
Estimated Time Frame for Completion	Long Term
Estimated Cost	Unknown
Funding Source	Local, State, Federal
Priority/Status	New; Medium
Action Description	Reduce impacts to roadways and bridges

Goal	Emergency Services Structural Mitigation Prevention
Hazards Addressed	Multiple Hazards
Local Planning Mechanism	Jefferson County Emergency Management Agency, Mayors Office, Public Works, ALDOT
Estimated Time Frame for Completion	Long Term
Estimated Cost	Unknown
Funding Source	Local, State and Federal
Priority/Status	New; Medium
Action Description	Construct Hazard Resilient Facilities and Infrastructure in order to provide continuity of operations and government.
Goal	Emergency Services Property Protection Structural Mitigation Prevention
Hazards Addressed	Multiple Hazards
Local Planning Mechanism	Jefferson County Emergency Management Agency
Estimated Time Frame for Completion	Long Term
Estimated Cost	Unknown
Funding Source	Local, State and Federal
Priority/Status	New; Low

Brighton's Mitigation Action Plan	
Action Description	Emergency Preparedness Education Programs for Schools.
Goal	Public Education and Awareness
Hazards Addressed	All Hazards
Local Planning Mechanism	Jefferson County EMA
Estimated Time Frame for Completion	Ongoing, Annually September
Estimated Cost	No Additional Cost
Funding Source	Local
Priority/Status	High; Yearly Various public safety organizations have provided presentations and safety fairs to school children within the jurisdiction.
Action Description	Everbridge Emergency Alert Notifications
Goal	Emergency Services Public Education and Awareness
Hazards Addressed	All Hazards
Local Planning Mechanism	Jefferson County EMA, Mayor, City Council
Estimated Time Frame for Completion	Quarterly Drill with Mayors, Police Chiefs, And County Commissioners
Estimated Cost	No Additional Cost
Funding Source	Local
Priority/Status	High; Semi-Annually

Action Description	Hazard Awareness Weeks
Goal	Public Education and Awareness
Hazards Addressed	All Hazards
Local Planning Mechanism	Jefferson County EMA, NWS
Estimated Time Frame for Completion	Annually – Every September
Estimated Cost	No Additional Cost
Funding Source	Local
Priority/Status	High; Yearly; Replaced Hazard awareness weeks are advertised via social media and websites in partnership with the Jefferson County EMA. This mitigation action has been replaced with a new action in order to streamline the plan and to adopt the “all hazards” approach within mitigation planning and awareness.
Action Description	Hazard “Safety Fairs”.
Goal	Public Education and Awareness
Hazards Addressed	All Hazards
Local Planning Mechanism	Jefferson County EMA
Estimated Time Frame for Completion	Ongoing, Booths Set Up at Different Public Events Annually
Estimated Cost	No Additional Cost
Funding Source	Local
Priority/Status	High; Ongoing; Replaced These events occur annually, via visits to schools, community events, community groups and our large annual event also known as “Be Ready Day.” This mitigation action has been replaced with a new action in order to streamline the plan and to adopt the “all hazards” approach within mitigation planning and awareness.

Action Description	Preparedness Handbooks, Brochures. Distribution of Severe Weather Guides, Homeowner's Retrofit Guide, Etc.
Goal	Public Education and Awareness
Hazards Addressed	All Hazards
Local Planning Mechanism	Jefferson County EMA, AEMA, NWS, Fire District
Estimated Time Frame for Completion	Seasonal
Estimated Cost	No Additional Cost
Funding Source	FEMA/State/Local
Priority/Status	Medium; Yearly; Replaced Brochures and information are provided to the public in various ways via the agency website, social media, and public engagement events. This mitigation action has been replaced with a new action in order to streamline the plan and to adopt the "all hazards" approach within mitigation planning and awareness.
Action Description	Monitor Drought Conditions
Goal	Prevention Natural Resource Protection
Hazards Addressed	Droughts
Local Planning Mechanism	Jefferson County EMA, Water Utilities
Estimated Time Frame for Completion	Seasonally
Estimated Cost	No Additional Cost
Funding Source	Local/Private
Priority/Status	Medium; Yearly Drought conditions are monitored in partnership with the utilities and the National Weather Service on an annual basis.
Action Description	Monitor Water Supply
Goal	Prevention Natural Resource Protection

Hazards Addressed	Drought
Local Planning Mechanism	Water Utilities
Estimated Time Frame for Completion	Continuously
Estimated Cost	No Additional Cost
Funding Source	Private
Priority/Status	High; Ongoing The Water supply is monitored via our partnerships with local utilities.
Action Description	Plan for Drought
Goal	Prevention Natural Resource Protection
Hazards Addressed	Drought
Local Planning Mechanism	Jefferson County EMA, Local Water Utilities
Estimated Time Frame for Completion	2020
Estimated Cost	
Funding Source	Local
Priority/Status	High; Completed Drought planning is done annually in partnership with the EMA.
Action Description	Require Water Conservation During Drought Conditions.
Goal	Prevention Natural Resource Protection
Hazards Addressed	Drought
Local Planning Mechanism	Water Utilities
Estimated Time Frame for Completion	Annually, starting in April
Estimated Cost	
Funding Source	Private
Priority/Status	High; Yearly

Action Description	Educate Residents on Water Saving Techniques.
Goal	Natural Resource Protection Public Education and Awareness
Hazards Addressed	Drought
Local Planning Mechanism	Water Utilities, Jefferson County EMA
Estimated Time Frame for Completion	Semi-Annually
Estimated Cost	No Additional Cost
Funding Source	Local
Priority/Status	Medium; Yearly; Replaced Water saving techniques are broadcasted and amplified when extended periods of low to no precipitation occurs. This information is published via social media, website, meetings and local partnerships with news media. This mitigation action has been replaced with a new action in order to streamline the plan and to adopt the “all hazards” approach within mitigation planning and awareness.
Action Description	Increase Earthquake Risk Awareness.
Goal	Public Education and Awareness
Hazards Addressed	Earthquakes
Local Planning Mechanism	Jefferson County EMA
Estimated Time Frame for Completion	Provide FEMA’s Information to Educate Local Citizens on A Semi-Annual Basis.
Estimated Cost	No Additional Cost
Funding Source	Local
Priority/Status	High; Yearly; Replaced Earthquake awareness has been advertised via social media and website postings. This mitigation action has been replaced with a new action in order to streamline the plan and to adopt the “all hazards” approach within mitigation planning and awareness.
Action Description	Incorporate Flood Mitigation in Local Planning.

Goal	Prevention
Hazards Addressed	Flooding
Local Planning Mechanism	Mayor, City Council
Estimated Time Frame for Completion	As we receive new flooding events, we will incorporate and share them with JCEMA on an annual basis.
Estimated Cost	
Funding Source	Local
Priority/Status	High; Yearly; Ongoing
Action Description	Improve Stormwater Management Planning.
Goal	Prevention Property Protection Natural Resource Protection
Hazards Addressed	Flooding
Local Planning Mechanism	Mayor, City Council, SWMA
Estimated Time Frame for Completion	Annually
Estimated Cost	
Funding Source	Local
Priority/Status	High; Yearly
Action Description	Adopt Policies to Reduce Stormwater Runoff.
Goal	Prevention Property Protection Natural Resource Protection Structural Mitigation
Hazards Addressed	Flooding
Local Planning Mechanism	Mayor, City Council, SWMA
Estimated Time Frame for Completion	2025
Estimated Cost	
Funding Source	Local

Priority/Status	High; incomplete No action in past five years due to lack of funding. The time frame on this action has been extended in order to see completion.
Action Description	Improve Stormwater Drainage System Capacity.
Goal	Property Protection Structural Mitigation
Hazards Addressed	Flooding
Local Planning Mechanism	SWMA, Public Works
Estimated Time Frame for Completion	2025
Estimated Cost	
Funding Source	FEMA/State/Local
Priority/Status	High; Incomplete No action in past five years due to lack of funding.
Action Description	Conduct Regular Maintenance of Drainage Systems and Flood Control Structures
Goal	Property Protection Natural Resource Protection Structural Mitigation
Hazards Addressed	Flooding
Local Planning Mechanism	Public Works, SWMA
Estimated Time Frame for Completion	Long Term
Estimated Cost	
Funding Source	Local
Priority/Status	High; Annual; incomplete Regular maintenance needs to occur on an annual basis. The action has been changed to reflect those needs.
Action Description	Construct Flood Control Measures

Goal	Prevention
Hazards Addressed	Flooding
Local Planning Mechanism	Public Works
Estimated Time Frame for Completion	2025
Estimated Cost	
Funding Source	Local
Priority/Status	Low; Ongoing
Action Description	Increase Awareness of Flood Risk and Safety
Goal	Public Education and Awareness
Hazards Addressed	Flooding
Local Planning Mechanism	Jefferson County EMA
Estimated Time Frame for Completion	Ongoing, we will conduct many meetings increasing flood risk and safety on an annual basis.
Estimated Cost	No Additional Cost
Funding Source	Local
Priority/Status	High; Yearly; Replaced Flood Risk and Safety is advertised via social media and websites, as well as through partnerships with local media. This mitigation action has been replaced with a new action in order to streamline the plan and to adopt the “all hazards” approach within mitigation planning and awareness.
Action Description	Educate Property Owners About Flood Mitigation Techniques
Goal	Public Education and Awareness
Hazards Addressed	Flooding
Local Planning Mechanism	Jefferson County EMA
Estimated Time Frame for Completion	Ongoing, this will be done at public meetings on an annual or semi-annual basis.
Estimated Cost	

Funding Source	FEMA/State/Local
Priority/Status	High; Yearly; Replaced This mitigation action has been replaced with a new action in order to streamline the plan and to adopt the “all hazards” approach within mitigation planning and awareness.
Action Description	Increase Awareness of Erosion Hazards
Goal	Public Education and Awareness
Hazards Addressed	Landslides/Erosion
Local Planning Mechanism	Jefferson County EMA
Estimated Time Frame for Completion	Ongoing, this will be done at public meetings on an annual or semi-annual basis.
Estimated Cost	No Additional Cost
Funding Source	Local
Priority/Status	High; Yearly; Replaced Erosion hazard awareness is advertised annually via social media and agency websites. This mitigation action has been replaced with a new action in order to streamline the plan and to adopt the “all hazards” approach within mitigation planning and awareness.

Action Description	Educate Residents About Subsidence
Goal	Public Education and Awareness
Hazards Addressed	Land Subsidence
Local Planning Mechanism	Jefferson County EMA
Estimated Time Frame for Completion	Ongoing, this will be done at public meetings on an annual or semi-annual basis.
Estimated Cost	
Funding Source	Local
Priority/Status	High; Yearly; Replaced Subsidence hazard awareness is advertised annually via social media, website postings, and partnerships with the media. This mitigation action has been replaced with a new action in order to streamline the plan and to adopt the “all hazards” approach within mitigation planning and awareness.
Action Description	Encourage Construction of Safe Rooms
Goal	Property Protection Structural Mitigation Public Education and Awareness
Hazards Addressed	Tornadoes
Local Planning Mechanism	Mayor, City Council, Jefferson County EMA, AEMA, FEMA
Estimated Time Frame for Completion	Ongoing, most of the citizens rely on grant funds to construct safe rooms, some of the citizens have been listed on the wait list.
Estimated Cost	
Funding Source	FEMA/State/Local
Priority/Status	High; Ongoing

Action Description	Conduct Tornado Awareness Activities
Goal	Public Education and Awareness
Hazards Addressed	Tornadoes
Local Planning Mechanism	Jefferson County EMA
Estimated Time Frame for Completion	Ongoing, Annually
Estimated Cost	
Funding Source	Local
Priority/Status	High; Ongoing Tornado hazard awareness is advertised annually via social media, website postings, and partnerships with the media. This mitigation action has been replaced with a new action in order to streamline the plan and to adopt the “all hazards” approach within mitigation planning and awareness.
Action Description	Incorporate Wildfire Mitigation in The Comprehensive Plan
Goal	Prevention Property Protection Natural Resource Protection
Hazards Addressed	Wildfires
Local Planning Mechanism	Mayor, City Council, Fire District
Estimated Time Frame for Completion	2025
Estimated Cost	
Funding Source	Local
Priority/Status	Medium; Incomplete No action in past five years due to lack of funding. The time frame on this action has been extended in order to see completion.
Action Description	Increase Wildfire Risk Awareness

Goal	Public Education and Awareness
Hazards Addressed	Wildfires
Local Planning Mechanism	State Forestry, Jefferson County EMA
Estimated Time Frame for Completion	2020
Estimated Cost	No Additional Cost
Funding Source	State/Local
Priority/Status	High; Completed; Replaced Wildfire hazard awareness is advertised annually via social media, website postings, and partnerships with the media. This mitigation action has been replaced with a new action in order to streamline the plan and to adopt the “all hazards” approach within mitigation planning and awareness.
Action Description	Educate Property Owners About Wildfire Mitigation Techniques
Goal	Public Education and Awareness
Hazards Addressed	Wildfires
Local Planning Mechanism	State Forestry, Jefferson County EMA
Estimated Time Frame for Completion	Ongoing, this will be done at public meetings on an annual or semi-annual basis.
Estimated Cost	
Funding Source	State/Local
Priority/Status	Medium; Yearly; Replaced Wildfire mitigation techniques and hazard awareness is advertised annually via social media, website postings, and partnerships with the media. This mitigation action has been replaced with a new action in order to streamline the plan and to adopt the “all hazards” approach within mitigation planning and awareness.
Action Description	Conduct Winter Weather Risk Awareness Activities
Goal	Public Education and Awareness
Hazards Addressed	Winter Storms/Freezes
Local Planning Mechanism	Jefferson County EMA

Estimated Time Frame for Completion	Seasonal
Estimated Cost	No Additional Cost
Funding Source	Local
Priority/Status	Medium; Yearly; Replaced Winter Weather risk and hazard awareness is advertised annually via social media, website postings, and partnerships with the media. This mitigation action has been replaced with a new action in order to streamline the plan and to adopt the “all hazards” approach within mitigation planning and awareness.
Action Description	Educate Property Owners About Freezing Pipes
Goal	Public Education and Awareness
Hazards Addressed	Extreme Temperatures
Local Planning Mechanism	Jefferson County EMA, Water Utilities
Estimated Time Frame for Completion	Seasonal
Estimated Cost	No Additional Cost
Funding Source	Local
Priority/Status	Medium; Yearly; Replaced Freezing pipe awareness falls under winter weather hazard awareness, and is advertised annually via social media, website postings, and partnerships with the media. This mitigation action has been replaced with a new action in order to streamline the plan and to adopt the “all hazards” approach within mitigation planning and awareness.
Action Description	Increase Awareness of Extreme Temperature Risk and Safety
Goal	Public Education and Awareness
Hazards Addressed	Extreme Temperatures
Local Planning Mechanism	Jefferson County EMA
Estimated Time Frame for Completion	Annual
Estimated Cost	No Additional Cost
Funding Source	Local

Priority/Status	Medium; Yearly; Replaced Extreme Temperature hazard awareness is advertised annually via social media, website postings, and partnerships with the media. This mitigation action has been replaced with a new action in order to streamline the plan and to adopt the “all hazards” approach within mitigation planning and awareness.
Action Description	Increase Hail Risk Awareness
Goal	Public Education and Awareness
Hazards Addressed	Hail
Local Planning Mechanism	Jefferson County EMA
Estimated Time Frame for Completion	Ongoing, we will conduct many meetings increasing flood risk and safety on an annual basis.
Estimated Cost	No Additional Cost
Funding Source	Local
Priority/Status	High; Yearly; Replaced Hail risk and hazard awareness is advertised annually via social media, website postings, and partnerships with the media. This mitigation action has been replaced with a new action in order to streamline the plan and to adopt the “all hazards” approach within mitigation planning and awareness.
Action Description	Conduct Lightning Awareness Programs
Goal	Public Education and Awareness
Hazards Addressed	Lightning
Local Planning Mechanism	Jefferson County EMA, Alabama Power
Estimated Time Frame for Completion	Long Term
Estimated Cost	No Additional Cost
Funding Source	Local

Priority/Status	High; Yearly; Replaced Lightning hazard awareness is advertised annually via social media, website postings, and partnerships with the media. This mitigation action has been replaced with a new action in order to streamline the plan and to adopt the “all hazards” approach within mitigation planning and awareness.
Action Description	Increase Severe Wind Awareness
Goal	Public Education and Awareness
Hazards Addressed	Severe Wind
Local Planning Mechanism	Jefferson County EMA
Estimated Time Frame for Completion	Ongoing, we will conduct many meetings increasing flood risk and safety on an annual basis.
Estimated Cost	No Additional Cost
Funding Source	Local
Priority/Status	High; Yearly; Replaced Severe Wind risk and hazard awareness is advertised annually via social media, website postings, and partnerships with the media. This mitigation action has been replaced with a new action in order to streamline the plan and to adopt the “all hazards” approach within mitigation planning and awareness
Action Description	Adopt and Enforce Building Codes
Goal	Prevention Property Protection
Hazards Addressed	Multiple Hazards
Local Planning Mechanism	Mayor, City Council
Estimated Time Frame for Completion	2030
Estimated Cost	
Funding Source	Local

Priority/Status	Medium; incomplete In order to complete this action, a time extension is needed. The changes in the action are reflected above.
Action Description	Integrate Mitigation into Local Planning
Goal	Prevention
Hazards Addressed	Multiple Hazards
Local Planning Mechanism	Mayor, City Council, Jefferson County EMA
Estimated Time Frame for Completion	2030
Estimated Cost	
Funding Source	Local
Priority/Status	Medium; Incomplete Mitigation has slowly started being considered into local planning. Jefferson County EMA fully integrates mitigation into their plans at the county level, but full immersion into the local plans has not occurred. The time frame for this action has been extended in order for full implementation.
Action Description	Protect Infrastructure and Critical Facilities
Goal	Property Protection Structural Mitigation
Hazards Addressed	Multiple Hazards
Local Planning Mechanism	Fire Department, Public Works Department
Estimated Time Frame for Completion	2025
Estimated Cost	
Funding Source	Local

Priority/Status	High; Replaced No action in past five years due to lack of funding. This mitigation action has been replaced with a new action in order to streamline the plan, and to adopt the “all hazards” approach within mitigation planning and awareness.
Action Description	Increase Hazard Education and Risk Awareness
Goal	Public Education and Awareness
Hazards Addressed	Multiple Hazards
Local Planning Mechanism	Jefferson County EMA
Estimated Time Frame for Completion	Ongoing, we will conduct many meetings increasing flood risk and safety on an annual basis.
Estimated Cost	No Additional Cost
Funding Source	Local
Priority/Status	High; Yearly; Replaced This mitigation action has been replaced with a new action in order to streamline the plan, and to adopt the “all hazards” approach within mitigation planning and awareness.
Action Description	Improve Household Disaster Preparedness
Goal	Public Education and Awareness
Hazards Addressed	Multiple Hazards
Local Planning Mechanism	Jefferson County EMA
Estimated Time Frame for Completion	Ongoing, we will conduct many meetings increasing flood risk and safety on an annual basis.
Estimated Cost	
Funding Source	Local

Priority/Status	High; Yearly; Replaced This mitigation action has been replaced with a new action in order to streamline the plan, and to adopt the “all hazards” approach within mitigation planning and awareness.
Action Description	Promote Private Mitigation Efforts
Goal	Public Education and Awareness
Hazards Addressed	Multiple Hazards
Local Planning Mechanism	Jefferson County EMA
Estimated Time Frame for Completion	Long Term
Estimated Cost	
Funding Source	Local
Priority/Status	High; Yearly;
Action Description	Add Outdoor Warning Sirens Inside Municipal Boundary
Goal	Emergency Services Public Education and Awareness Prevention
Hazards Addressed	Multiple Hazards
Local Planning Mechanism	Jefferson County Emergency Management Agency, Mayor, City Council
Estimated Time Frame for Completion	Long Term
Estimated Cost	Unknown
Funding Source	Local/State/Federal
Priority/Status	High; New Action
Action Description	Purchase and/or Build Saferooms And Place Inside Municipal Boundary
Goal	Prevention Emergency Services Public Education and Awareness

Hazards Addressed	Multiple Hazards
Local Planning Mechanism	Mayor, City Council, Jefferson County EMA
Estimated Time Frame for Completion	Long Term
Estimated Cost	Unknown
Funding Source	Local/ State/ Federal
Priority/Status	Medium; New Action
Action Description	Protect and/or Retrofit Critical Facilities and Infrastructure.
Goal	Prevention Property Protection Structural Mitigation
Hazards Addressed	All Hazards
Local Planning Mechanism	Mayor's Office, Jefferson County EMA
Estimated Time Frame for Completion	Annually
Estimated Cost	
Funding Source	FEMA/State/Local
Priority/Status	New; High; Yearly The previous mitigation plan had Protect Critical Facilities and Infrastructure for every individual hazard. This mitigation action replaces those actions in order to streamline the plan and to adopt the "all hazards" approach within mitigation planning.
Action Description	Protect and/or Retrofit Utility Infrastructure
Goal	Prevention Property Protection Structural Mitigation
Hazards Addressed	All Hazards
Local Planning Mechanism	Mayor's Office, Jefferson County EMA

Estimated Time Frame for Completion	Long Term
Estimated Cost	
Funding Source	FEMA/State/Local
Priority/Status	New; High; The previous mitigation plan had Protect and/or Retrofit Utility Infrastructure for every individual hazard. This mitigation action replaces those actions in order to streamline the plan and to adopt the “all hazards” approach within mitigation planning.
Action Description	Assess Vulnerability and Hazard Risk
Goal	Emergency Services Public Education and Awareness Prevention Property Protection Structural Mitigation
Hazards Addressed	Multiple Hazards
Local Planning Mechanism	Jefferson County Emergency Management Agency, Mayors Office
Estimated Time Frame for Completion	Long Term
Estimated Cost	Unknown
Funding Source	Local, State, Federal
Priority/Status	New; High
Action Description	Increase Hazard Awareness and Increase Preparedness Within the Home through campaigns, fairs, seminars, direct mailings, materials, public service announcements, and other means of communications
Goal	Emergency Services Public Education and Awareness Prevention
Hazards Addressed	Multiple Hazards
Local Planning Mechanism	Jefferson County Emergency Management Agency, Mayors Office, Fire Department
Estimated Time Frame for Completion	Long Term

Estimated Cost	Unknown
Funding Source	Local, State, Federal
Priority/Status	New; High; Ongoing
Action Description	Adopt and enforce building codes
Goal	Property Protection Structural Mitigation Prevention
Hazards Addressed	Multiple Hazards
Local Planning Mechanism	Jefferson County Emergency Management Agency, Mayors Office, Fire Department, Building Inspection, Engineering Department
Estimated Time Frame for Completion	Long Term
Estimated Cost	Unknown
Funding Source	Local, State, Federal
Priority/Status	New; Medium;
Action Description	Assist Vulnerable Populations
Goal	Public Education and Awareness Prevention
Hazards Addressed	Multiple Hazards
Local Planning Mechanism	Jefferson County Emergency Management Agency, Mayors Office, Jefferson County VOAD
Estimated Time Frame for Completion	Long Term
Estimated Cost	Unknown
Funding Source	Local, State and Federal
Priority/Status	New; High;
Action Description	Remove Existing buildings and infrastructure from hazard areas
Goal	Property Protection Structural Mitigation Prevention
Hazards Addressed	Multiple Hazards

Local Planning Mechanism	Jefferson County Emergency Management Agency, Mayors Office
Estimated Time Frame for Completion	Long Term
Estimated Cost	Unknown
Funding Source	Local, State, Federal
Priority/Status	New; Medium
Action Description	Reduce impacts to roadways and bridges
Goal	Emergency Services Structural Mitigation Prevention
Hazards Addressed	Multiple Hazards
Local Planning Mechanism	Jefferson County Emergency Management Agency, Mayors Office, ALDOT
Estimated Time Frame for Completion	Long Term
Estimated Cost	Unknown
Funding Source	Local, State and Federal
Priority/Status	New; Medium
Action Description	Construct Hazard Resilient Facilities and Infrastructure in order to provide continuity of operations and government.
Goal	Emergency Services Property Protection Structural Mitigation Prevention
Hazards Addressed	Multiple Hazards
Local Planning Mechanism	Jefferson County Emergency Management Agency
Estimated Time Frame for Completion	Long Term
Estimated Cost	Unknown
Funding Source	Local, State and Federal
Priority/Status	New; Low

Action Description	Preparedness Handbooks, Brochures. Distribution of Severe Weather Guides, Homeowner’s Retrofit Guide, Etc.
Goal	Public Education and Awareness
Hazards Addressed	All Hazards
Local Planning Mechanism	Jefferson County EMA, AEMA, FEMA
Estimated Time Frame for Completion	Seasonal
Estimated Cost	
Funding Source	FEMA/State/Local
Priority/Status	High; Yearly; Replaced Brochures and information are provided to the public in various ways via the agency website, social media, and public engagement events. This mitigation action has been replaced with a new action in order to streamline the plan and to adopt the “all hazards” approach within mitigation planning and awareness.

Brookside's Mitigation Action Plan	
Action Description	Hazard Awareness Weeks
Goal	Public Education and Awareness
Hazards Addressed	All Hazards
Local Planning Mechanism	Jefferson County EMA
Estimated Time Frame for Completion	Annually, September
Estimated Cost	No Additional Cost
Funding Source	Local
Priority/Status	High; Yearly; Replaced Hazard awareness weeks are advertised via social media and websites in partnership with the Jefferson County EMA. This mitigation action has been replaced with a new action in order to streamline the plan and to adopt the "all hazards" approach within mitigation planning and awareness.

Action Description	Drills
Goal	Public Education and Awareness
Hazards Addressed	All Hazards
Local Planning Mechanism	Fire Department
Estimated Time Frame for Completion	Annually, September
Estimated Cost	No Additional Cost
Funding Source	Local
Priority/Status	High; Yearly

Action Description	Everbridge Emergency Alert Notifications
Goal	Emergency Services Public Education and Awareness
Hazards Addressed	All Hazards
Local Planning Mechanism	Jefferson County EMA, Town Council, Mayor
Estimated Time Frame for Completion	Quarterly
Estimated Cost	No Additional Cost
Funding Source	Local
Priority/Status	High; Yearly
Action Description	Hazard “Safety Fairs”.
Goal	Public Education and Awareness
Hazards Addressed	All Hazards
Local Planning Mechanism	Jefferson County EMA
Estimated Time Frame for Completion	Ongoing, Annually at Different Events Involving the Public
Estimated Cost	No Additional Cost
Funding Source	Local
Priority/Status	High; Yearly; Replaced These events occur annually, via visits to schools, community events, community groups and our large annual event also known as “Be Ready Day.” This mitigation action has been replaced with a new action in order to streamline the plan and to adopt the “all hazards” approach within mitigation planning and awareness.
Action Description	Hazard Conferences, Seminars.
Goal	Public Education and Awareness
Hazards Addressed	All Hazards
Local Planning Mechanism	Jefferson County EMA, Brookside Police Department

Estimated Time Frame for Completion	Ongoing, Send Out Training Information Using Local News and Community Flyers.
Estimated Cost	No Additional Cost
Funding Source	Local
Priority/Status	High; Ongoing; Replaced No action in past five years due to lack of funding. This mitigation action has been replaced with a new action in order to streamline the plan and to adopt the “all hazards” approach within mitigation planning and awareness.
Action Description	Utility Bill Inserts.
Goal	Public Education and Awareness
Hazards Addressed	All Hazards
Local Planning Mechanism	Brookside Gas & Water
Estimated Time Frame for Completion	2018
Estimated Cost	No Additional Cost
Funding Source	Local
Priority/Status	Medium; Completed
Action Description	Assess Vulnerability to Drought Risk
Goal	Prevention Natural Resource Protection
Hazards Addressed	Drought
Local Planning Mechanism	Jefferson County EMA
Estimated Time Frame for Completion	2020
Estimated Cost	
Funding Source	Local
Priority/Status	Medium; Completed
Action Description	Monitor Drought Conditions
Goal	Prevention Natural Resource Protection

Hazards Addressed	Droughts
Local Planning Mechanism	Jefferson County EMA
Estimated Time Frame for Completion	Seasonally
Estimated Cost	
Funding Source	Local
Priority/Status	Medium; Yearly
Action Description	Monitor Water Supply
Goal	Prevention Natural Resource Protection
Hazards Addressed	Drought
Local Planning Mechanism	Birmingham Water Works
Estimated Time Frame for Completion	Continuously
Estimated Cost	No Additional Cost
Funding Source	Local
Priority/Status	High; Ongoing The Water supply is monitored via our partnerships with local utilities.
Action Description	Plan for Drought
Goal	Prevention Natural Resource Protection
Hazards Addressed	Drought
Local Planning Mechanism	Local Water Utilities
Estimated Time Frame for Completion	2020
Estimated Cost	No Additional Cost
Funding Source	Local

Priority/Status	Medium; Completed Drought planning is done annually in partnership with the EMA.
Action Description	Require Water Conservation During Drought Conditions.
Goal	Prevention Natural Resource Protection
Hazards Addressed	Drought
Local Planning Mechanism	Birmingham Water Works
Estimated Time Frame for Completion	Annually
Estimated Cost	No Additional Cost
Funding Source	Local
Priority/Status	High; Yearly
Action Description	Educate Residents on Water Saving Techniques.
Goal	Natural Resource Protection Public Education and Awareness
Hazards Addressed	Drought
Local Planning Mechanism	Birmingham Water Works
Estimated Time Frame for Completion	Semi-Annually
Estimated Cost	No Additional Cost
Funding Source	Local
Priority/Status	Medium; Yearly; Replaced Water saving techniques are broadcasted and amplified when extended periods of low to no precipitation occurs. This information is published via social media, website, meetings and local partnerships with news media. This mitigation action has been replaced with a new action in order to streamline the plan and to adopt the “all hazards” approach within mitigation planning and awareness.
Action Description	Increase Earthquake Risk Awareness.

Goal	Public Education and Awareness
Hazards Addressed	Earthquakes
Local Planning Mechanism	Jefferson County EMA, AEMA, FEMA
Estimated Time Frame for Completion	Ongoing, This Will Be Done at Public Meetings on an Annual or Semi-Annual Basis
Estimated Cost	No Additional Cost
Funding Source	FEMA/State/Local
Priority/Status	Medium; Yearly; Replaced Earthquake awareness has been advertised via social media and website postings. This mitigation action has been replaced with a new action in order to streamline the plan and to adopt the “all hazards” approach within mitigation planning and awareness.
Action Description	Adopt and Enforce Building Codes.
Goal	Prevention Property Protection
Hazards Addressed	Earthquakes
Local Planning Mechanism	Building Inspectors
Estimated Time Frame for Completion	2020
Estimated Cost	No Additional Cost
Funding Source	Local
Priority/Status	Medium; Incomplete; Replaced The previous mitigation plan had adopt and enforce building codes for every individual hazard. . This mitigation action has been replaced with a new action in order to streamline the plan and to adopt the “all hazards” approach within mitigation planning and awareness.
Action Description	Conduct Inspections of Building Safety.
Goal	Prevention Property Protection
Hazards Addressed	Earthquakes

Local Planning Mechanism	Building Inspectors, Fire Department
Estimated Time Frame for Completion	Long Term
Estimated Cost	No Additional Cost
Funding Source	Local
Priority/Status	Medium;Ongoing This action has not been completed due to lack of funding. Though inspections are completed annually, the timeframe and status has changed to improve the inspection process as well as maintain prior inspections.
Action Description	Protect Critical Facilities and Infrastructure.
Goal	Property Protection Structural Mitigation
Hazards Addressed	Earthquakes
Local Planning Mechanism	Fire Department, Public Works
Estimated Time Frame for Completion	Annually
Estimated Cost	
Funding Source	Local
Priority/Status	High; Yearly; Replaced The previous mitigation plan had Protect Critical Facilities and Infrastructure for every individual hazard. Another mitigation action replaces this current action in order to streamline the plan and to adopt the “all hazards” approach within mitigation planning.
Action Description	Incorporate Flood Mitigation in Local Planning.
Goal	Prevention
Hazards Addressed	Flooding
Local Planning Mechanism	Mayor, Town Council, Planning Department
Estimated Time Frame for Completion	Annually

Estimated Cost	
Funding Source	Local
Priority/Status	High; Yearly
Action Description	Limit or Restrict Development in Floodplain Areas.
Goal	Prevention Property Protection Natural Resource Protection
Hazards Addressed	Flooding
Local Planning Mechanism	Mayor, Town Council, Planning Department
Estimated Time Frame for Completion	2025
Estimated Cost	
Funding Source	Local
Priority/Status	High; Incomplete
Action Description	Adopt and Enforce Building Codes and Development Standards.
Goal	Prevention Property Protection Structural Mitigation
Hazards Addressed	Flooding
Local Planning Mechanism	Mayor, Town Council, Building Department
Estimated Time Frame for Completion	2020
Estimated Cost	
Funding Source	Local
Priority/Status	High; Incomplete The previous mitigation plan had adopt and enforce building codes for every individual hazard. A new mitigation action has been developed in order to streamline the plan and to adopt the “all hazards” approach within mitigation planning

Action Description	Improve Stormwater Management Planning.
Goal	Prevention Property Protection Natural Resource Protection
Hazards Addressed	Flooding
Local Planning Mechanism	Public Works Department, Water Utility, SWMA
Estimated Time Frame for Completion	Annually
Estimated Cost	
Funding Source	Local
Priority/Status	High; Yearly
Action Description	Adopt Policies to Reduce Stormwater Runoff.
Goal	Prevention Property Protection Natural Resource Protection Structural Mitigation
Hazards Addressed	Flooding
Local Planning Mechanism	SWMA
Estimated Time Frame for Completion	2025
Estimated Cost	
Funding Source	Local
Priority/Status	High; Incomplete Due to the importance of this mitigation action, the timeframe of this action has been extended in order to see completion.
Action Description	Improve Flood Risk Assessment.
Goal	Prevention
Hazards Addressed	Flooding

Local Planning Mechanism	Mayor
Estimated Time Frame for Completion	2030
Estimated Cost	
Funding Source	Local
Priority/Status	High; Incomplete This action has not been completed due to lack of funding. Due to the importance of this action, the time frame has been extended in order to see completion. Alternate funding sources have also been added.
Action Description	Join or Improve Compliance With NFIP
Goal	Prevention
Hazards Addressed	Flooding
Local Planning Mechanism	Mayor
Estimated Time Frame for Completion	Annually
Estimated Cost	
Funding Source	Local
Priority/Status	High; Yearly; Maintain Brookside is currently apart of the NFIP
Action Description	Remove Existing Structures from Flood Hazard Areas.
Goal	Prevention Property Protection
Hazards Addressed	Flooding
Local Planning Mechanism	Mayor, Town Council, AEMA, FEMA
Estimated Time Frame for Completion	2025
Estimated Cost	
Funding Source	FEMA/State/Local

Priority/Status	High This action has not been completed due to lack of funding. This mitigation action has been replaced with a new action in order to streamline the plan and to adopt the “all hazards” approach within mitigation planning and awareness.
Action Description	Improve Stormwater Drainage System Capacity.
Goal	Property Protection Structural Mitigation
Hazards Addressed	Flooding
Local Planning Mechanism	Mayor, Town Council, SWMA, FEMA
Estimated Time Frame for Completion	2025
Estimated Cost	
Funding Source	FEMA/State/Local
Priority/Status	High This action has not been completed due to lack of funding.
Action Description	Conduct Regular Maintenance of Drainage Systems and Flood Control Structures
Goal	Property Protection Natural Resource Protection Structural Mitigation
Hazards Addressed	Flooding
Local Planning Mechanism	Gas & Water Maintenance Department
Estimated Time Frame for Completion	Long Term
Estimated Cost	No Additional Cost
Funding Source	Local
Priority/Status	High; Continue to maintain Due to the importance of this action, this action will need to be maintained on an annual basis. The changes have been reflected within the action.

Action Description	Protect Infrastructure and Critical Facilities
Goal	Prevention Property Protection Structural Mitigation
Hazards Addressed	Flooding
Local Planning Mechanism	Brookside Fire Department
Estimated Time Frame for Completion	Annually
Estimated Cost	
Funding Source	Local
Priority/Status	High; Yearly; Replaced The previous mitigation plan had Protect Critical Facilities and Infrastructure for every individual hazard. Another mitigation action replaces this current action in order to streamline the plan and to adopt the “all hazards” approach within mitigation planning.
Action Description	Preserve Floodplains as Open Space.
Goal	Prevention Natural Resource Protection
Hazards Addressed	Flooding
Local Planning Mechanism	Mayor, Town Council, Land Trust, Parks & Recreation Department, FEMA
Estimated Time Frame for Completion	2025
Estimated Cost	
Funding Source	FEMA/Local
Priority/Status	Medium No action in past five years due to lack of funding.
Action Description	Increase Awareness of Flood Risk
Goal	Public Education and Awareness
Hazards Addressed	Flooding

Local Planning Mechanism	Mayor, Town Council, Jefferson County EMA, AEMA, FEMA
Estimated Time Frame for Completion	Annually
Estimated Cost	
Funding Source	FEMA/State/Local
Priority/Status	High; Yearly; Replaced Flood Risk and Safety is advertised via social media and websites, as well as through partnerships with local media. This mitigation action has been replaced with a new action in order to streamline the plan and to adopt the “all hazards” approach within mitigation planning and awareness.
Action Description	Educate Property Owners About Flood Mitigation Techniques
Goal	Public Education and Awareness
Hazards Addressed	Flooding
Local Planning Mechanism	Mayor, Town Council, Jefferson County EMA, AEMA, FEMA
Estimated Time Frame for Completion	Annually
Estimated Cost	
Funding Source	FEMA/State/Local
Priority/Status	High; Yearly; Replaced This mitigation action has been replaced with a new action in order to streamline the plan and to adopt the “all hazards” approach within mitigation planning and awareness.
Action Description	Increase Awareness of Erosion Hazards
Goal	Public Education and Awareness
Hazards Addressed	Landslides/Erosion
Local Planning Mechanism	Jefferson County EMA
Estimated Time Frame for Completion	Ongoing, This Will Be Done at Public Meetings on an Annual or Semi-Annual Basis
Estimated Cost	No Additional Cost
Funding Source	Local

Priority/Status	High; Yearly; Replaced Erosion hazard awareness is advertised annually via social media and agency websites. This mitigation action has been replaced with a new action in order to streamline the plan and to adopt the “all hazards” approach within mitigation planning and awareness.
-----------------	--

Action Description	Educate Residents About Subsidence
Goal	Public Education and Awareness
Hazards Addressed	Land Subsidence
Local Planning Mechanism	Jefferson County EMA, AEMA, FEMA
Estimated Time Frame for Completion	Ongoing, This Will Be Done at Public Meetings on an Annual or Semi-Annual Basis
Estimated Cost	No Additional Cost
Funding Source	FEMA/State/Local
Priority/Status	High; Yearly; Replaced Subsidence hazard awareness is advertised annually via social media, website postings, and partnerships with the media. This mitigation action has been replaced with a new action in order to streamline the plan and to adopt the “all hazards” approach within mitigation planning and awareness.

Action Description	Encourage Construction of Safe Rooms
Goal	Property Protection Structural Mitigation Public Education and Awareness
Hazards Addressed	Tornadoes
Local Planning Mechanism	Mayor, Town Council, Jefferson County EMA, AEMA, FEMA
Estimated Time Frame for Completion	Ongoing, when grant funds are available, we will encourage construction of safe rooms.
Estimated Cost	
Funding Source	Local
Priority/Status	High; Ongoing

Action Description	Conduct Tornado Awareness Activities
Goal	Public Education and Awareness
Hazards Addressed	Tornadoes
Local Planning Mechanism	Jefferson County EMA, Brookside Boys & Girls Club, AEMA, FEMA
Estimated Time Frame for Completion	Annually
Estimated Cost	No Additional Cost
Funding Source	FEMA/State/Local
Priority/Status	High; Yearly; Replaced Tornado hazard awareness is advertised annually via social media, website postings, and partnerships with the media. This mitigation action has been replaced with a new action in order to streamline the plan and to adopt the “all hazards” approach within mitigation planning and awareness.
Action Description	Educate Property Owners About Wildfire Mitigation Techniques
Goal	Public Education and Awareness
Hazards Addressed	Wildfires
Local Planning Mechanism	Brookside Fire Department, Jefferson County EMA, State Forestry, Fire Marshall
Estimated Time Frame for Completion	Annually
Estimated Cost	
Funding Source	State/Local
Priority/Status	High; Yearly; Replaced Wildfire mitigation techniques and hazard awareness is advertised annually via social media, website postings, and partnerships with the media. This mitigation action has been replaced with a new action in order to streamline the plan and to adopt the “all hazards” approach within mitigation planning and awareness.
Action Description	Assist Vulnerable Populations

Goal	Property Protection Public Education and Awareness
Hazards Addressed	Winter Storms/Freezes
Local Planning Mechanism	Brookside Fire Department, Brookside Churches
Estimated Time Frame for Completion	2016
Estimated Cost	
Funding Source	Local
Priority/Status	High; Completed; Replaced Assisting vulnerable populations is done through our volunteer organizations active in disasters ad community groups. This mitigation action has been replaced with a new action in order to streamline the plan and to adopt the “all hazards” approach within mitigation planning and awareness.
Action Description	Increase Awareness of Extreme Temperature Risk and Safety
Goal	Public Education and Awareness
Hazards Addressed	Extreme Temperatures
Local Planning Mechanism	Jefferson County EMA, AEMA, FEMA
Estimated Time Frame for Completion	Annually
Estimated Cost	No Additional Cost
Funding Source	FEMA/State/Local
Priority/Status	High; Yearly; Replaced Extreme Temperature hazard awareness is advertised annually via social media, website postings, and partnerships with the media. This mitigation action has been replaced with a new action in order to streamline the plan and to adopt the “all hazards” approach within mitigation planning and awareness.
Action Description	Assist Vulnerable Populations
Goal	Property Protection Public Education and Awareness

Hazards Addressed	Extreme Temperatures
Local Planning Mechanism	Brookside Fire Department, Brookside Churches
Estimated Time Frame for Completion	2016
Estimated Cost	
Funding Source	FEMA/State/Local
Priority/Status	High; Completed; Replaced Assisting vulnerable populations is done through our volunteer organizations active in disasters and community groups. This mitigation action has been replaced with a new action in order to streamline the plan and to adopt the “all hazards” approach within mitigation planning and awareness.
Action Description	Educate Property Owners About Freezing Pipes
Goal	Public Education and Awareness
Hazards Addressed	Extreme Temperatures
Local Planning Mechanism	Jefferson County EMA, AEMA, FEMA
Estimated Time Frame for Completion	Ongoing; Seasonal
Estimated Cost	No Additional Cost
Funding Source	FEMA/State/Local
Priority/Status	Medium; Yearly; Replaced Freezing pipe awareness falls under winter weather hazard awareness, and is advertised annually via social media, website postings, and partnerships with the media. This mitigation action has been replaced with a new action in order to streamline the plan and to adopt the “all hazards” approach within mitigation planning and awareness.
Action Description	Increase Severe Wind Risk Awareness
Goal	Public Education and Awareness
Hazards Addressed	Severe Wind
Local Planning Mechanism	Jefferson County EMA, AEMA, FEMA

Estimated Time Frame for Completion	2017
Estimated Cost	No Additional Cost
Funding Source	FEMA/State/Local
Priority/Status	High; Completed; Replaced Severe Wind risk and hazard awareness is advertised annually via social media, website postings, and partnerships with the media. This mitigation action has been replaced with a new action in order to streamline the plan and to adopt the “all hazards” approach within mitigation planning and awareness.
Action Description	Increase Hazard Education and Risk Awareness
Goal	Public Education and Awareness
Hazards Addressed	Multiple Hazards
Local Planning Mechanism	Mayor, Town Council, Jefferson County EMA, AEMA, FEMA
Estimated Time Frame for Completion	2017
Estimated Cost	
Funding Source	FEMA/State/Local
Priority/Status	High; Completed
Action Description	Promote Private Mitigation Efforts
Goal	Public Education and Awareness
Hazards Addressed	Multiple Hazards
Local Planning Mechanism	Mayor, Town Council, Jefferson County EMA, AEMA, FEMA
Estimated Time Frame for Completion	Long Term
Estimated Cost	
Funding Source	FEMA/State/Local

Priority/Status	High; Ongoing Promoting private mitigation funding needs to happen on an annual basis when funds are available to constituents. The time frame has been changed to an annual occurrence.
Action Description	Add Outdoor Warning Sirens Inside Municipal Boundary
Goal	Emergency Services Public Education and Awareness
Hazards Addressed	Multiple Hazards
Local Planning Mechanism	Jefferson County Emergency Management Agency, Mayors Office
Estimated Time Frame for Completion	Long Term
Estimated Cost	Unknown
Funding Source	Local/ State/ Federal
Priority/Status	New Action; High
Action Description	Build and/or Purchase Saferooms And Place Inside Municipal Boundary
Goal	Prevention Emergency Services Public Education and Awareness
Hazards Addressed	Multiple Hazards
Local Planning Mechanism	Mayor's Office, Jefferson County EMA
Estimated Time Frame for Completion	Long Term
Estimated Cost	Unknown
Funding Source	Local/State/Federal
Priority/Status	New Action; High

Action Description	Protect and/or Retrofit Critical Facilities and Infrastructure.
Goal	Prevention Property Protection Structural Mitigation
Hazards Addressed	All Hazards
Local Planning Mechanism	Mayor's Office, Jefferson County EMA
Estimated Time Frame for Completion	Long Term
Estimated Cost	
Funding Source	FEMA/State/Local
Priority/Status	New; High; Yearly The previous mitigation plan had Protect Critical Facilities and Infrastructure for every individual hazard. This mitigation action replaces those actions in order to streamline the plan and to adopt the "all hazards" approach within mitigation planning.
Action Description	Protect and/or Retrofit Utility Infrastructure
Goal	Prevention Property Protection Structural Mitigation
Hazards Addressed	All Hazards
Local Planning Mechanism	Mayor's Office, Jefferson County EMA
Estimated Time Frame for Completion	Long Term
Estimated Cost	
Funding Source	FEMA/State/Local

Priority/Status	New; High; The previous mitigation plan had Protect and/or Retrofit Utility Infrastructure for every individual hazard. This mitigation action replaces those actions in order to streamline the plan and to adopt the “all hazards” approach within mitigation planning.
Action Description	Assess Vulnerability and Hazard Risk
Goal	Emergency Services Public Education and Awareness Prevention Property Protection Structural Mitigation
Hazards Addressed	Multiple Hazards
Local Planning Mechanism	Jefferson County Emergency Management Agency, Mayors Office
Estimated Time Frame for Completion	Long Term
Estimated Cost	Unknown
Funding Source	Local, State, Federal
Priority/Status	New Action; High
Action Description	Increase Hazard Awareness and Increase Preparedness Within the Home through campaigns, fairs, seminars, direct mailings, materials, public service announcements, and other means of communications
Goal	Emergency Services Public Education and Awareness Prevention
Hazards Addressed	Multiple Hazards
Local Planning Mechanism	Jefferson County Emergency Management Agency, Mayors Office, Fire Department
Estimated Time Frame for Completion	Long Term
Estimated Cost	Unknown

Funding Source	Local, State, Federal
Priority/Status	New; High; Ongoing
Action Description	Adopt and enforce building codes
Goal	Property Protection Structural Mitigation Prevention
Hazards Addressed	Multiple Hazards
Local Planning Mechanism	Jefferson County Emergency Management Agency, Mayors Office, Fire Department, Building Inspection, Engineering Department
Estimated Time Frame for Completion	Long Term
Estimated Cost	Unknown
Funding Source	Local, State, Federal
Priority/Status	New; Medium; Ongoing

Action Description	Assist Vulnerable Populations
Goal	Public Education and Awareness Prevention
Hazards Addressed	Multiple Hazards
Local Planning Mechanism	Jefferson County Emergency Management Agency, Mayors Office, Jefferson County VOAD
Estimated Time Frame for Completion	Long Term
Estimated Cost	Unknown
Funding Source	Local, State and Federal
Priority/Status	New; High; Ongoing
Action Description	Reduce impacts to roadways and bridges
Goal	Emergency Services Structural Mitigation Prevention
Hazards Addressed	Multiple Hazards
Local Planning Mechanism	Jefferson County Emergency Management Agency, Mayors Office, Public Works, ALDOT
Estimated Time Frame for Completion	Long Term
Estimated Cost	Unknown
Funding Source	Local, State and Federal
Priority/Status	New; Medium
Action Description	Construct Hazard Resilient Facilities and Infrastructure in order to provide continuity of operations and government.
Goal	Emergency Services Property Protection Structural Mitigation Prevention

Hazards Addressed	Multiple Hazards
Local Planning Mechanism	Jefferson County Emergency Management Agency
Estimated Time Frame for Completion	Long Term
Estimated Cost	Unknown
Funding Source	Local, State and Federal
Priority/Status	New; Low
Action Description	Remove existing building and infrastructure from hazard areas
Goal	Property Protection Structural Mitigation Prevention
Hazards Addressed	Multiple Hazards
Local Planning Mechanism	Jefferson County Emergency Management Agency, Mayors Office
Estimated Time Frame for Completion	Long Term
Estimated Cost	Unknown
Funding Source	Local, State and Federal
Priority/Status	New; Medium

Center Point's Mitigation Action Plan	
Action Description	Preparedness Handbooks, Brochures. Distribution of Severe Weather Guides, Homeowner's Retrofit Guide, Etc.
Goal	Public Education and Awareness
Hazards Addressed	All Hazards
Local Planning Mechanism	Fire District, Jefferson County EMA, AEMA, FEMA
Estimated Time Frame for Completion	Seasonal
Estimated Cost	Free
Funding Source	FEMA/State/Local
Priority/Status	Medium; Yearly; Replaced Brochures and information are provided to the public in various ways via the agency website, social media, and public engagement events. This mitigation action has been replaced with a new action in order to streamline the plan and to adopt the "all hazards" approach within mitigation planning and awareness.

Action Description	Regular Newspaper Articles.
Goal	Public Education and Awareness

Hazards Addressed	All Hazards
Local Planning Mechanism	Mayor's Office, Fire, Jefferson County EMA
Estimated Time Frame for Completion	Quarterly
Estimated Cost	Free
Funding Source	City
Priority/Status	Medium; Quarterly
Action Description	Emergency Preparedness Education Programs for Schools.
Goal	Public Education and Awareness
Hazards Addressed	All Hazards
Local Planning Mechanism	JCBOE, Fire Dept
Estimated Time Frame for Completion	Ongoing, Annually in September
Estimated Cost	35,000
Funding Source	JCBOE, Fire District
Priority/Status	High; Yearly

Action Description	Drills, Exercises in Homes, Workplaces, Classrooms, Etc.
Goal	Public Education and Awareness
Hazards Addressed	All Hazards
Local Planning Mechanism	Fire Department, City Neighborhood Watch, National Night Out, JCBOE
Estimated Time Frame for Completion	Ongoing, Semi-Annually
Estimated Cost	10,000
Funding Source	City, Fire District, JCBOE
Priority/Status	High; Ongoing These activities are encouraged through awareness weeks, via social media and agency websites. These activities are also required to occur within the jurisdictional school system.

Action Description	Everbridge Emergency Alert Notifications
Goal	Emergency Services Public Education and Awareness
Hazards Addressed	All Hazards
Local Planning Mechanism	Jefferson County EMA, Fire Department
Estimated Time Frame for Completion	Quarterly
Estimated Cost	No Additional Cost
Funding Source	Local
Priority/Status	High; Yearly

Action Description	Hazard “Safety Fairs”.
Goal	Public Education and Awareness
Hazards Addressed	All Hazards
Local Planning Mechanism	Fire Department, JCBOE, National Night Out
Estimated Time Frame for Completion	Booths Set Up at Different Public Events Annually
Estimated Cost	5000
Funding Source	Fire District
Priority/Status	High; Yearly; Replaced These events occur annually, via visits to schools, community events, community groups and our large annual event also known as “Be Ready Day.” This mitigation action has been replaced with a new action in order to streamline the plan and to adopt the “all hazards” approach within mitigation planning and awareness.
Action Description	Hazard Conferences, Seminars.
Goal	Public Education and Awareness
Hazards Addressed	All Hazards
Local Planning Mechanism	Fire District
Estimated Time Frame for Completion	Ongoing, Send Out Training Information Using Local News and Community Flyers.
Estimated Cost	6000-8000
Funding Source	Fire District
Priority/Status	Medium; Ongoing; Replaced No action in past five years due to lack of funding. This mitigation action has been replaced with a new action in order to streamline the plan and to adopt the “all hazards” approach within mitigation planning and awareness.

Action Description	Promotions
Goal	Public Education and Awareness
Hazards Addressed	All Hazards
Local Planning Mechanism	City
Estimated Time Frame for Completion	Ongoing
Estimated Cost	2000
Funding Source	Fire District
Priority/Status	Medium; Ongoing; Replaced No action in past five years due to lack of funding. This mitigation action has been replaced with a new action in order to streamline the plan and to adopt the “all hazards” approach within mitigation planning and awareness.
Action Description	Assess Vulnerability to Drought Risk
Goal	Prevention Natural Resource Protection
Hazards Addressed	Drought
Local Planning Mechanism	BWWB
Estimated Time Frame for Completion	2020
Estimated Cost	No Additional Cost
Funding Source	Local
Priority/Status	Medium; Completed

Action Description	Monitor Water Supply
Goal	Prevention Natural Resource Protection
Hazards Addressed	Drought
Local Planning Mechanism	BWWB
Estimated Time Frame for Completion	Continuously
Estimated Cost	No Additional Cost
Funding Source	Local
Priority/Status	Medium; Ongoing
Action Description	Plan for Drought
Goal	Prevention Natural Resource Protection
Hazards Addressed	Drought
Local Planning Mechanism	BWWB
Estimated Time Frame for Completion	2020
Estimated Cost	No Additional Cost
Funding Source	Local
Priority/Status	Medium; Completed Drought planning is done annually in partnership with the EMA.

Action Description	Require Water Conservation During Drought Conditions.
Goal	Prevention Natural Resource Protection
Hazards Addressed	Drought
Local Planning Mechanism	BWWB
Estimated Time Frame for Completion	Annually
Estimated Cost	No Additional Cost/
Funding Source	Local
Priority/Status	Medium; Yearly
Action Description	Educate Residents on Water Saving Techniques.
Goal	Natural Resource Protection Public Education and Awareness
Hazards Addressed	Drought
Local Planning Mechanism	BWWB, Jefferson County EMA
Estimated Time Frame for Completion	Semi-Annually
Estimated Cost	Free
Funding Source	Local

Priority/Status	Medium; Yearly; Replaced Water saving techniques are broadcasted and amplified when extended periods of low to no precipitation occurs. This information is published via social media, website, meetings and local partnerships with news media. This mitigation action has been replaced with a new action in order to streamline the plan and to adopt the “all hazards” approach within mitigation planning and awareness.
Action Description	Adopt and Enforce Building Codes.
Goal	Prevention Property Protection
Hazards Addressed	Earthquakes
Local Planning Mechanism	City Inspections
Estimated Time Frame for Completion	2020
Estimated Cost	No Additional Cost
Funding Source	Local
Priority/Status	High; Replaced The previous mitigation plan had adopt and enforce building codes for every individual hazard. . This mitigation action has been replaced with a new action in order to streamline the plan and to adopt the “all hazards” approach within mitigation planning and awareness
Action Description	Conduct Inspections of Building Safety.
Goal	Prevention Property Protection
Hazards Addressed	Earthquakes
Local Planning Mechanism	City Building Code

Estimated Time Frame for Completion	Long Term
Estimated Cost	10,000
Funding Source	Local
Priority/Status	High; Ongoing This action has not been completed due to lack of funding. Though inspections are completed annually, the timeframe and status has changed to improve the inspection process as well as maintain prior inspections.
Action Description	Protect Critical Facilities and Infrastructure.
Goal	Property Protection Structural Mitigation
Hazards Addressed	Earthquakes
Local Planning Mechanism	City Inspections
Estimated Time Frame for Completion	Ongoing, Annually
Estimated Cost	10,000
Funding Source	Local
Priority/Status	High; Yearly; Replaced The previous mitigation plan had Protect Critical Facilities and Infrastructure for every individual hazard. Another mitigation action replaces this current action in order to streamline the plan and to adopt the “all hazards” approach within mitigation planning.
Action Description	Conduct Outreach to Builders, Architects, Engineers, And Inspectors.
Goal	Prevention Public Education and Awareness
Hazards Addressed	Earthquakes

Local Planning Mechanism	Inspectors
Estimated Time Frame for Completion	Long Term
Estimated Cost	No Additional Cost.
Funding Source	Local
Priority/Status	Medium; Ongoing Partnerships and outreach needs to be an ongoing effort, rather than a time constraining goal. Due to that, the time frame has been extended as this is a goal that needs to be improved and then maintained.
Action Description	Provide Information on Structural and Non-Structural Retrofitting.
Goal	Property Protection Structural Mitigation Public Education and Awareness
Hazards Addressed	Earthquakes
Local Planning Mechanism	Inspectors
Estimated Time Frame for Completion	2020
Estimated Cost	No Additional Cost
Funding Source	Local
Priority/Status	Medium; Completed; Replaced This mitigation action has been replaced with a new action in order to streamline the plan and to adopt the “all hazards” approach within mitigation planning and awareness.
Action Description	Incorporate Flood Mitigation in Local Planning
Goal	Prevention

Hazards Addressed	Flooding
Local Planning Mechanism	Mayor, City Council
Estimated Time Frame for Completion	Annually
Estimated Cost	
Funding Source	Local
Priority/Status	High; Yearly
Action Description	Form Partnerships to Support Floodplain Management.
Goal	Prevention Property Protection Natural Resource Protection
Hazards Addressed	Flooding
Local Planning Mechanism	Fire District, Sheriff's Dept, City, EMA
Estimated Time Frame for Completion	Annually
Estimated Cost	No Additional Cost
Funding Source	Local
Priority/Status	High; Yearly
Action Description	Limit or Restrict Development in Floodplain Areas.

Goal	Prevention Property Protection Natural Resource Protection
Hazards Addressed	Flooding
Local Planning Mechanism	Code Enforcement, Inspection Services, City Council
Estimated Time Frame for Completion	2025
Estimated Cost	
Funding Source	Local
Priority/Status	High; Ongoing
Action Description	Adopt and Enforce Building Codes and Development Standards.
Goal	Prevention Property Protection Structural Mitigation
Hazards Addressed	Flooding
Local Planning Mechanism	Fire District
Estimated Time Frame for Completion	2020
Estimated Cost	No Additional Cost.
Funding Source	Local
Priority/Status	High; Replaced The previous mitigation plan had adopt and enforce building codes for every individual hazard. A new mitigation action has been developed in order to streamline the plan and to adopt the “all hazards” approach within mitigation planning.

Action Description	Improve Stormwater Management Planning.
Goal	Prevention Property Protection Natural Resource Protection
Hazards Addressed	Flooding
Local Planning Mechanism	SWMA, WWB
Estimated Time Frame for Completion	Annually
Estimated Cost	
Funding Source	Local
Priority/Status	High; Yearly
Action Description	Adopt Policies to Reduce Stormwater Runoff.
Goal	Prevention Property Protection Natural Resource Protection Structural Mitigation
Hazards Addressed	Flooding
Local Planning Mechanism	SWMA, Health Dept
Estimated Time Frame for Completion	2025
Estimated Cost	Free
Funding Source	Local

Priority/Status	High; This action has not been completed. The time frame for the action has been extended in order to ensure completion.
Action Description	Improve Flood Risk Assessment.
Goal	Prevention
Hazards Addressed	Flooding
Local Planning Mechanism	Jeff Co GIS
Estimated Time Frame for Completion	2025
Estimated Cost	
Funding Source	Local
Priority/Status	High; Replaced This action has not been completed. The time frame for the action has been extended in order to ensure completion.
Action Description	Join or Improve Compliance With NFIP
Goal	Prevention
Hazards Addressed	Flooding
Local Planning Mechanism	Fire, City Council, Jefferson County EMA
Estimated Time Frame for Completion	Annually
Estimated Cost	
Funding Source	Local

Priority/Status	High; Yearly
Action Description	Manage the Floodplain Beyond Minimum Requirements.
Goal	Prevention Property Protection Natural Resource Protection
Hazards Addressed	Flooding
Local Planning Mechanism	Public Works
Estimated Time Frame for Completion	2025
Estimated Cost	
Funding Source	Local
Priority/Status	Medium; Incomplete This action has not been completed due to lack of funding. The time frame for the action has been extended to ensure completion.
Action Description	Participate in CRS
Goal	Prevention
Hazards Addressed	Flooding
Local Planning Mechanism	City Council
Estimated Time Frame for Completion	2025

Estimated Cost	
Funding Source	Local
Priority/Status	High; Incomplete This action has not been completed due to lack of funding. The time frame for the action has been extended to ensure completion.
Action Description	Establish Local Funding Mechanisms for Flood Mitigation.
Goal	Prevention Property Protection Natural Resource Protection Structural Mitigation
Hazards Addressed	Flooding
Local Planning Mechanism	Mayor's Office, City Council
Estimated Time Frame for Completion	2025
Estimated Cost	100,000
Funding Source	Local
Priority/Status	Medium; Incomplete This action has not been completed due to lack of funding. The time frame for the action has been extended to ensure completion.
Action Description	Remove Existing Structures from Flood Hazard Areas

Goal	Prevention Property Protection
Hazards Addressed	Flooding
Local Planning Mechanism	Inspection Services, Public Works, Fire, City Council, Jefferson County EMA
Estimated Time Frame for Completion	2025
Estimated Cost	50,000
Funding Source	FEMA/State/Local
Priority/Status	Medium; Ongoing
Action Description	Improve Stormwater Drainage System Capacity.
Goal	Property Protection Structural Mitigation
Hazards Addressed	Flooding
Local Planning Mechanism	Jeff Co, SWMA

Estimated Time Frame for Completion	2025
Estimated Cost	
Funding Source	FEMA/State/Local
Priority/Status	Medium; Ongoing
Action Description	Conduct Regular Maintenance of Drainage Systems and Flood Control Structures
Goal	Property Protection Natural Resource Protection Structural Mitigation
Hazards Addressed	Flooding
Local Planning Mechanism	Jeff Co, ALDOT
Estimated Time Frame for Completion	Long Term
Estimated Cost	50,000
Funding Source	State/Local
Priority/Status	High; Ongoing Due to the importance of this action, this action will need to be maintained on an annual basis. The changes have been reflected within the action.
Action Description	Protect and Restore Natural Flood Mitigation Features
Goal	Natural Resource Protection Structural Mitigation
Hazards Addressed	Flooding

Local Planning Mechanism	City Council , Public Works, Inspection Services
Estimated Time Frame for Completion	2025
Estimated Cost	
Funding Source	FEMA/State/Local
Priority/Status	Medium; Ongoing
Action Description	Preserve Floodplains as Open Space
Goal	Prevention Natural Resource Protection
Hazards Addressed	Flooding
Local Planning Mechanism	City, Land Trust
Estimated Time Frame for Completion	2025
Estimated Cost	
Funding Source	Local
Priority/Status	Medium; Incomplete This action has not been completed due to lack of funding. The time frame for the action has been extended to ensure completion.
Action Description	Increase Awareness of Flood Risk
Goal	Public Education and Awareness
Hazards Addressed	Flooding

Local Planning Mechanism	City/Fire/County/State
Estimated Time Frame for Completion	Annually
Estimated Cost	Unknown
Funding Source	All
Priority/Status	High; Yearly; Replaced Flood Risk and Safety is advertised via social media and websites, as well as through partnerships with local media. This mitigation action has been replaced with a new action in order to streamline the plan and to adopt the “all hazards” approach within mitigation planning and awareness.
Action Description	Educate Property Owners About Flood Mitigation Techniques
Goal	Public Education and Awareness
Hazards Addressed	Flooding
Local Planning Mechanism	City
Estimated Time Frame for Completion	Annually
Estimated Cost	8000
Funding Source	FEMA/State/Local
Priority/Status	High; Yearly; Replaced This mitigation action has been replaced with a new action in order to streamline the plan and to adopt the “all hazards” approach within mitigation planning and awareness.
Action Description	Map and Assess Vulnerability to Erosion
Goal	Prevention
Hazards Addressed	Landslides/Erosion

Local Planning Mechanism	GIS
Estimated Time Frame for Completion	2025
Estimated Cost	
Funding Source	Local
Priority/Status	Medium; Incomplete This action has not been completed due to lack of funding. The time frame for the action has been extended to ensure completion.
Action Description	Manage Development in Erosion Hazard Areas
Goal	Prevention
Hazards Addressed	Landslides/Erosion
Local Planning Mechanism	Code Enforcement, City Council, Jefferson County EMA, Fire
Estimated Time Frame for Completion	2025
Estimated Cost	
Funding Source	Local
Priority/Status	Medium; Incomplete This action has not been completed due to lack of funding. The time frame for the action has been extended to ensure completion.
Action Description	Map and Assess Vulnerability in Subsidence
Goal	Prevention
Hazards Addressed	Land Subsidence

Local Planning Mechanism	City Zoning, GIS
Estimated Time Frame for Completion	2025
Estimated Cost	
Funding Source	Local
Priority/Status	<p>Medium; Incomplete</p> <p>This action has not been completed due to lack of funding. The time frame for the action has been extended to ensure completion.</p>

Action Description	Manage Development in High-Risk Areas
Goal	Prevention
Hazards Addressed	Land Subsidence
Local Planning Mechanism	City Zoning, GIS
Estimated Time Frame for Completion	2025
Estimated Cost	
Funding Source	FEMA/State/Local
Priority/Status	Medium; Incomplete This action has not been completed due to lack of funding. The time frame for the action has been extended to ensure completion.
Action Description	Consider Subsidence in Building Design
Goal	Prevention
Hazards Addressed	Land Subsidence
Local Planning Mechanism	City Zoning, GIS
Estimated Time Frame for Completion	2025
Estimated Cost	
Funding Source	Local
Priority/Status	High; Incomplete Some mitigation actions included in previous Hazard Mitigation Plans have not been completed due to attrition and lack of funding. These mitigation actions have been included in this Hazard Mitigation Plan to be implemented in the future.

Action Description	Monitor Subsidence Risk Factors
Goal	Prevention Natural Resource Protection
Hazards Addressed	Land Subsidence
Local Planning Mechanism	City Zoning, GIS
Estimated Time Frame for Completion	Annually
Estimated Cost	No Additional Cost
Funding Source	Local
Priority/Status	Medium; Ongoing
Action Description	Remove Existing Structures from Subsidence Hazard Areas
Goal	Property Protection Structural Mitigation
Hazards Addressed	Land Subsidence
Local Planning Mechanism	City Zoning, GIS
Estimated Time Frame for Completion	2025
Estimated Cost	
Funding Source	FEMA/State/Local
Priority/Status	Low; Ongoing

Action Description	Educate Residents About Subsidence
Goal	Public Education and Awareness
Hazards Addressed	Land Subsidence
Local Planning Mechanism	City Zoning, GIS, Jefferson County EMA
Estimated Time Frame for Completion	Annually
Estimated Cost	No Additional Cost
Funding Source	Local
Priority/Status	Medium; Yearly; Replaced Subsidence hazard awareness is advertised annually via social media, website postings, and partnerships with the media. This mitigation action has been replaced with a new action in order to streamline the plan and to adopt the “all hazards” approach within mitigation planning and awareness.

Action Description	Encourage Construction of Safe Rooms
Goal	Property Protection Structural Mitigation Public Education and Awareness
Hazards Addressed	Tornadoes
Local Planning Mechanism	City, Fire, State, Jeff Co
Estimated Time Frame for Completion	Annually
Estimated Cost	30,000
Funding Source	FEMA/State/Local

Priority/Status	High; Ongoing
Action Description	Require Wind-Resistant Building Techniques
Goal	Prevention Property Protection
Hazards Addressed	Tornadoes
Local Planning Mechanism	City, Jeff Co
Estimated Time Frame for Completion	2-5 Years
Estimated Cost	No Additional Cost
Funding Source	Local
Priority/Status	Medium; Replaced This mitigation action has been replaced with a new action in order to streamline the plan and to adopt the “all hazards” approach within mitigation planning and awareness.
Action Description	Conduct Tornado Awareness Activities
Goal	Public Education and Awareness
Hazards Addressed	Tornadoes
Local Planning Mechanism	City, Fire, Jeff Co ED
Estimated Time Frame for Completion	Ongoing, Annually
Estimated Cost	No Additional Cost

Funding Source	FEMA/State/Local
Priority/Status	High; Ongoing; Replaced Tornado hazard awareness is advertised annually via social media, website postings, and partnerships with the media. This mitigation action has been replaced with a new action in order to streamline the plan and to adopt the “all hazards” approach within mitigation planning and awareness.
Action Description	Map and Assess Vulnerability to Wildfire
Goal	Prevention Property Protection Natural Resource Protection
Hazards Addressed	Wildfires
Local Planning Mechanism	Fire
Estimated Time Frame for Completion	Ongoing
Estimated Cost	Free
Funding Source	Local
Priority/Status	Medium; Ongoing Vulnerability to hazards is assessed on an annual basis through open sources data and partnership with Jefferson County EMA. Due to several actions assessing vulnerability, this mitigation action has been replaced with a new action in order to streamline the plan and to adopt the “all hazards” approach within mitigation planning and awareness.
Action Description	Incorporate Wildfire Mitigation in The Comprehensive Plan
Goal	Prevention Property Protection Natural Resource Protection
Hazards Addressed	Wildfires
Local Planning Mechanism	Fire


Estimated Time Frame for Completion	Annually
Estimated Cost	No Additional Cost
Funding Source	Local
Priority/Status	Medium; Yearly
Action Description	Reduce Risk Through Land Use Planning
Goal	Prevention
Hazards Addressed	Wildfires
Local Planning Mechanism	Fire
Estimated Time Frame for Completion	Annually
Estimated Cost	
Funding Source	Local
Priority/Status	Medium; Ongoing
Action Description	Develop A Wildland-Urban Interface Code
Goal	Prevention
Hazards Addressed	Wildfires
Local Planning Mechanism	Fire

Estimated Time Frame for Completion	2025
Estimated Cost	
Funding Source	Local
Priority/Status	Medium; Ongoing

Action Description	Require or Encourage Fire Resistant Construction
Goal	Prevention Property Protection Structural Mitigation Public Education and Awareness
Hazards Addressed	Wildfires
Local Planning Mechanism	City, Fire Inspections
Estimated Time Frame for Completion	Annually
Estimated Cost	No Additional Cost
Funding Source	Local
Priority/Status	High; Yearly
Action Description	Retrofit At-Risk Structures with Ignition-Resistant Materials
Goal	Prevention Property Protection Structural Mitigation

Hazards Addressed	Wildfires
Local Planning Mechanism	City, Fire
Estimated Time Frame for Completion	2025
Estimated Cost	
Funding Source	FEMA/State/Local
Priority/Status	Medium; Ongoing
Action Description	Create Defensible Space Around Structures and Infrastructure
Goal	Prevention Property Protection Natural Resource Protection Structural Mitigation
Hazards Addressed	Wildfires
Local Planning Mechanism	Fire District
Estimated Time Frame for Completion	Annually
Estimated Cost	
Funding Source	Local
Priority/Status	High; Yearly

Action Description	Participate in Firewise Program
Goal	Prevention
Hazards Addressed	Wildfires
Local Planning Mechanism	Fire
Estimated Time Frame for Completion	Annually
Estimated Cost	Free
Funding Source	Forestry, State
Priority/Status	High; Yearly



Action Description	Increase Wildfire Risk Awareness
Goal	Public Education and Awareness
Hazards Addressed	Wildfires
Local Planning Mechanism	Fire
Estimated Time Frame for Completion	Annually
Estimated Cost	Free
Funding Source	State
Priority/Status	High; Yearly



Action Description	Educate Property Owners About Wildfire Mitigation Techniques
Goal	Public Education and Awareness
Hazards Addressed	Wildfires
Local Planning Mechanism	Fire
Estimated Time Frame for Completion	Annually
Estimated Cost	Free
Funding Source	State
Priority/Status	High; Yearly; Replaced Wildfire mitigation techniques and hazard awareness is advertised annually via social media, website postings, and partnerships with the media. This mitigation action has been replaced with a new action in order to streamline the plan and to adopt the “all hazards” approach within mitigation planning and awareness.
Action Description	Adopt and Enforce Building Codes
Goal	Prevention Property Protection
Hazards Addressed	Winter Storms/Freezes
Local Planning Mechanism	City, Fire
Estimated Time Frame for Completion	Annually
Estimated Cost	No Additional Cost
Funding Source	Local
Priority/Status	High; Yearly; Replaced The previous mitigation plan had adopt and enforce building codes for every individual hazard. A new mitigation action has been developed in order to streamline the plan and to adopt the “all hazards” approach within mitigation planning.

Action Description	Protect Buildings and Infrastructure, City Buildings on Fire
Goal	Prevention Property Protection Structural Mitigation
Hazards Addressed	Winter Storms/Freezes
Local Planning Mechanism	Fire District
Estimated Time Frame for Completion	Annually
Estimated Cost	5000-10,000
Funding Source	FEMA/State/Local
Priority/Status	Medium; Yearly; Replaced This mitigation action has been replaced with a new action in order to streamline the plan and to adopt the “all hazards” approach within mitigation planning and awareness.
Action Description	Protect Power Lines
Goal	Prevention Structural Mitigation
Hazards Addressed	Winter Storms/Freezes
Local Planning Mechanism	AL Power
Estimated Time Frame for Completion	Annually and As the Need Arises
Estimated Cost	
Funding Source	Private

Priority/Status	Medium; Yearly; Replaced This mitigation action has been replaced with a new action in order to streamline the plan and to adopt the “all hazards” approach within mitigation planning and awareness.
Action Description	Reduce Impacts to Roadways
Goal	Structural Mitigation
Hazards Addressed	Winter Storms/Freezes
Local Planning Mechanism	Jeff Co, ALDOT, City
Estimated Time Frame for Completion	Working with Alabama Department of Transportation on an Annual Basis
Estimated Cost	10,000
Funding Source	Local/State
Priority/Status	Medium; Yearly; Replaced This mitigation action has been replaced with a new action in order to streamline the plan and to adopt the “all hazards” approach within mitigation planning and awareness.
Action Description	Conduct Winter Weather Risk Awareness Activities
Goal	Public Education and Awareness
Hazards Addressed	Winter Storms/Freezes
Local Planning Mechanism	Fire District
Estimated Time Frame for Completion	Annually
Estimated Cost	5000
Funding Source	FEMA/State/Local

Priority/Status	Medium; Yearly; Replaced Winter Weather risk and hazard awareness is advertised annually via social media, website postings, and partnerships with the media. This mitigation action has been replaced with a new action in order to streamline the plan and to adopt the “all hazards” approach within mitigation planning and awareness.
-----------------	---

Action Description	Assist Vulnerable Populations
Goal	Property Protection Public Education and Awareness
Hazards Addressed	Winter Storms/Freezes
Local Planning Mechanism	City, Fire, Sheriff
Estimated Time Frame for Completion	2016
Estimated Cost	3000
Funding Source	Local
Priority/Status	High; Completed; Replaced Assisting vulnerable populations is done through our volunteer organizations active in disasters ad community groups. This mitigation action has been replaced with a new action in order to streamline the plan and to adopt the “all hazards” approach within mitigation planning and awareness.
Action Description	Map and Assess Vulnerability to Landslides
Goal	Prevention
Hazards Addressed	Landslide
Local Planning Mechanism	City, GIS
Estimated Time Frame for Completion	2025
Estimated Cost	
Funding Source	Local
Priority/Status	Low; Ongoing

Action Description	Manage Development in Landslide Hazard Areas
Goal	Prevention
Hazards Addressed	Landslide
Local Planning Mechanism	City, GIS
Estimated Time Frame for Completion	2025
Estimated Cost	
Funding Source	Local
Priority/Status	Low; Ongoing
Action Description	Prevent Impacts to Roadways
Goal	Prevention Structural Mitigation
Hazards Addressed	Landslide
Local Planning Mechanism	City, Jeff Co, ALDOT
Estimated Time Frame for Completion	2018
Estimated Cost	
Funding Source	State/Local

Priority/Status	Medium; Replaced This mitigation action has been replaced with a new action in order to streamline the plan and to adopt the “all hazards” approach within mitigation planning and awareness.
Action Description	Protect Critical Facilities and Equipment
Goal	Property Protection Structural Mitigation
Hazards Addressed	Lightning
Local Planning Mechanism	AL Power, Truss Gas, Alagasco
Estimated Time Frame for Completion	2-5 Years
Estimated Cost	
Funding Source	Local
Priority/Status	High; Replaced No action in past five years due to lack of funding. This mitigation action has been replaced with a new action in order to streamline the plan, and to adopt the “all hazards” approach within mitigation planning and awareness.
Action Description	Conduct Lightning Awareness Programs
Goal	Public Education and Awareness
Hazards Addressed	Lightning
Local Planning Mechanism	Fire
Estimated Time Frame for Completion	Annually
Estimated Cost	Free

Funding Source	Local
Priority/Status	Medium; Yearly; Replaced Lightning hazard awareness is advertised annually via social media, website postings, and partnerships with the media. This mitigation action has been replaced with a new action in order to streamline the plan and to adopt the “all hazards” approach within mitigation planning and awareness.
Action Description	Adopt and Enforce Building Codes
Goal	Prevention Property Protection
Hazards Addressed	Severe Wind
Local Planning Mechanism	City
Estimated Time Frame for Completion	Annually
Estimated Cost	No Additional Cost
Funding Source	Local
Priority/Status	High; Yearly; Replaced The previous mitigation plan had adopt and enforce building codes for every individual hazard. A new mitigation action has been developed in order to streamline the plan and to adopt the “all hazards” approach within mitigation planning.
Action Description	Promote or Require Site and Building Design Standards to Minimize Wind Damage
Goal	Prevention Property Protection
Hazards Addressed	Severe Wind
Local Planning Mechanism	City
Estimated Time Frame for Completion	2020

Estimated Cost	No Additional Cost
Funding Source	Local
Priority/Status	High; Completed
	No action in past five years due to lack of funding.
Action Description	Assess Vulnerability to Severe Wind
Goal	Prevention
Hazards Addressed	Severe Wind
Local Planning Mechanism	City, Fire
Estimated Time Frame for Completion	2020
Estimated Cost	No Additional Cost
Funding Source	Local
Priority/Status	High; Completed
	Vulnerability to hazards is assessed on an annual basis through open sources data and partnership with Jefferson County EMA. Due to several actions assessing vulnerability, this mitigation action has been replaced with a new action in order to streamline the plan and to adopt the “all hazards” approach within mitigation planning and awareness.
Action Description	Protect Power Lines and Infrastructure
Goal	Prevention Property Protection Structural Mitigation
Hazards Addressed	Severe Wind
Local Planning Mechanism	Alabama Power

Estimated Time Frame for Completion	Annually
Estimated Cost	
Funding Source	Private
Priority/Status	High; Yearly; Replaced No action in past five years due to lack of funding. This mitigation action has been replaced with a new action in order to streamline the plan, and to adopt the “all hazards” approach within mitigation planning and awareness.
Action Description	Retrofit Public Buildings and Critical Facilities
Goal	Prevention Property Protection Structural Mitigation
Hazards Addressed	Severe Wind
Local Planning Mechanism	City, Fire
Estimated Time Frame for Completion	2025
Estimated Cost	100,000
Funding Source	FEMA/State/Local
Priority/Status	High; Ongoing
Action Description	Increase Severe Wind Risk Awareness
Goal	Public Education and Awareness
Hazards Addressed	Severe Wind

Local Planning Mechanism	City, Fire
Estimated Time Frame for Completion	Annually
Estimated Cost	No Additional Cost
Funding Source	Local
Priority/Status	High; Yearly; Replaced Severe Wind risk and hazard awareness is advertised annually via social media, website postings, and partnerships with the media. This mitigation action has been replaced with a new action in order to streamline the plan and to adopt the “all hazards” approach within mitigation planning and awareness.
Action Description	Add Outdoor Warning Sirens Inside Municipal Boundary
Goal	Emergency Services Public Education and Awareness
Hazards Addressed	Multiple Hazards
Local Planning Mechanism	Jefferson County Emergency Management Agency, Mayors Office
Estimated Time Frame for Completion	Long Term
Estimated Cost	Unknown
Funding Source	Local/ State/ Federal
Priority/Status	New Action; High
Action Description	Build and/or Purchase Saferooms And Place Inside Municipal Boundary

Goal	Prevention Emergency Services Public Education and Awareness
Hazards Addressed	Multiple Hazards
Local Planning Mechanism	Mayor's Office, Jefferson County EMA
Estimated Time Frame for Completion	Long Term
Estimated Cost	Unknown
Funding Source	Local/State/Federal
Priority/Status	New Action; High
Action Description	Protect and/or Retrofit Critical Facilities and Infrastructure.
Goal	Prevention Property Protection Structural Mitigation
Hazards Addressed	All Hazards
Local Planning Mechanism	Mayor's Office, Jefferson County EMA
Estimated Time Frame for Completion	Long Term
Estimated Cost	
Funding Source	FEMA/State/Local
Priority/Status	New; High; Yearly The previous mitigation plan had Protect Critical Facilities and Infrastructure for every individual hazard. This mitigation action replaces those actions in order to streamline the plan and to adopt the "all hazards" approach within mitigation planning.

Action Description	Protect and/or Retrofit Utility Infrastructure
Goal	Prevention Property Protection Structural Mitigation
Hazards Addressed	All Hazards
Local Planning Mechanism	Mayor's Office, Jefferson County EMA
Estimated Time Frame for Completion	Long Term
Estimated Cost	
Funding Source	FEMA/State/Local
Priority/Status	New; High; The previous mitigation plan had Protect and/or Retrofit Utility Infrastructure for every individual hazard. This mitigation action replaces those actions in order to streamline the plan and to adopt the "all hazards" approach within mitigation planning.
Action Description	Assess Vulnerability and Hazard Risk
Goal	Emergency Services Public Education and Awareness Prevention Property Protection Structural Mitigation
Hazards Addressed	Multiple Hazards
Local Planning Mechanism	Jefferson County Emergency Management Agency, Mayors Office
Estimated Time Frame for Completion	Long Term
Estimated Cost	Unknown
Funding Source	Local, State, Federal
Priority/Status	New Action; High

Action Description	Increase Hazard Awareness and Increase Preparedness Within the Home through campaigns, fairs, seminars, direct mailings, materials, public service announcements, and other means of communications
Goal	Emergency Services Public Education and Awareness Prevention
Hazards Addressed	Multiple Hazards
Local Planning Mechanism	Jefferson County Emergency Management Agency, Mayors Office, Fire Department
Estimated Time Frame for Completion	Long Term
Estimated Cost	Unknown
Funding Source	Local, State, Federal
Priority/Status	New; High; Ongoing
Action Description	Adopt and enforce building codes
Goal	Property Protection Structural Mitigation Prevention
Hazards Addressed	Multiple Hazards
Local Planning Mechanism	Jefferson County Emergency Management Agency, Mayors Office, Fire Department, Building Inspection, Engineering Department
Estimated Time Frame for Completion	Long Term
Estimated Cost	Unknown
Funding Source	Local, State, Federal
Priority/Status	New; Medium; Ongoing

Action Description	Assist Vulnerable Populations
Goal	Public Education and Awareness Prevention
Hazards Addressed	Multiple Hazards
Local Planning Mechanism	Jefferson County Emergency Management Agency, Mayors Office, Jefferson County VOAD
Estimated Time Frame for Completion	Long Term
Estimated Cost	Unknown
Funding Source	Local, State and Federal
Priority/Status	New; High; Ongoing

Action Description	Remove Existing buildings and infrastructure from hazard areas
Goal	Property Protection Structural Mitigation Prevention
Hazards Addressed	Multiple Hazards
Local Planning Mechanism	Jefferson County Emergency Management Agency, Mayors Office
Estimated Time Frame for Completion	Long Term
Estimated Cost	Unknown
Funding Source	Local, State, Federal
Priority/Status	New; Medium
Action Description	Reduce impacts to roadways and bridges

Goal	Emergency Services Structural Mitigation Prevention
Hazards Addressed	Multiple Hazards
Local Planning Mechanism	Jefferson County Emergency Management Agency, Mayors Office, Public Works, ALDOT
Estimated Time Frame for Completion	Long Term
Estimated Cost	Unknown
Funding Source	Local, State and Federal
Priority/Status	New; Medium
Action Description	Construct Hazard Resilient Facilities and Infrastructure in order to provide continuity of operations and government.
Goal	Emergency Services Property Protection Structural Mitigation Prevention
Hazards Addressed	Multiple Hazards
Local Planning Mechanism	Jefferson County Emergency Management Agency
Estimated Time Frame for Completion	Long Term
Estimated Cost	Unknown
Funding Source	Local, State and Federal
Priority/Status	New; Low

Clay's Mitigation Action Plan	
Action Description	Preparedness Handbooks, Brochures. Distribution of Severe Weather Guides, Homeowner's Retrofit Guide, Etc.
Goal	Public Education and Awareness
Hazards Addressed	All Hazards
Local Planning Mechanism	FEMA, Jefferson County EMA
Estimated Time Frame for Completion	Seasonal
Estimated Cost	\$3000.00
Funding Source	FEMA/State/Local
Priority/Status	Medium; Yearly; Replaced Brochures and information are provided to the public in various ways via the agency website, social media, and public engagement events. This mitigation action has been replaced with a new action in order to streamline the plan and to adopt the "all hazards" approach within mitigation planning and awareness.
Action Description	Regular Media Articles.
Goal	Public Education and Awareness
Hazards Addressed	All Hazards
Local Planning Mechanism	Mayor, City Manager
Estimated Time Frame for Completion	Quarterly
Estimated Cost	\$6000.00
Funding Source	Local
Priority/Status	Medium; Quarterly; Replaced No action in past five years due to lack of funding. . This mitigation action has been replaced with a new action in order to streamline the plan and to adopt the "all hazards" approach within mitigation planning and awareness.

Action Description	Emergency Preparedness Education Programs for Schools.
Goal	Public Education and Awareness
Hazards Addressed	All Hazards
Local Planning Mechanism	State Board of Education, School District, Jefferson County EMA, Jeffco BOE
Estimated Time Frame for Completion	Ongoing, Annually
Estimated Cost	\$25,000.00
Funding Source	JeffCo BOE
Priority/Status	High; Yearly Various public safety organizations have provided presentations and safety fairs to school children within the jurisdiction.

Action Description	Drills, Exercises in Homes, Workplaces, Classrooms, Etc.
Goal	Public Education and Awareness
Hazards Addressed	All Hazards
Local Planning Mechanism	Jeffco BOE, CPF
Estimated Time Frame for Completion	Ongoing, Semi-Annually
Estimated Cost	\$10,000.00
Funding Source	Jeffco BOE, CPF
Priority/Status	High; Ongoing These activities are encouraged through awareness weeks, via social media and agency websites. These activities are also required to occur within the jurisdictional school system.
Action Description	Everbridge Emergency Alert Notifications
Goal	Emergency Services Public Education and Awareness
Hazards Addressed	All Hazards
Local Planning Mechanism	Jefferson County EMA
Estimated Time Frame for Completion	Quarterly
Estimated Cost	No Additional Cost
Funding Source	Local
Priority/Status	High; Yearly
Action Description	Public Service Announcements.
Goal	Public Education and Awareness
Hazards Addressed	All Hazards

Local Planning Mechanism	Jefferson County EMA, CPFDP
Estimated Time Frame for Completion	Ongoing, Semi-Annually
Estimated Cost	\$5000.00
Funding Source	Local
Priority/Status	Low; Ongoing; Replaced Public service announcements are regularly amplified via agency social media. Announcements on television/radio have not occurred due to lack of funding. This mitigation action has been replaced with a new action in order to streamline the plan and to adopt the “all hazards” approach within mitigation planning and awareness.
Action Description	Hazard “Safety Fairs”.
Goal	Public Education and Awareness
Hazards Addressed	All Hazards
Local Planning Mechanism	CPFDP
Estimated Time Frame for Completion	Ongoing, booths will be set up at public events on annual basis
Estimated Cost	\$5000.00
Funding Source	Local
Priority/Status	Medium; Yearly; Replaced These events occur annually, via visits to schools, community events, community groups and our large annual event also known as “Be Ready Day.” This mitigation action has been replaced with a new action in order to streamline the plan and to adopt the “all hazards” approach within mitigation planning and awareness.
Action Description	Hazard Conferences, Seminars.
Goal	Public Education and Awareness
Hazards Addressed	All Hazards
Local Planning Mechanism	Mayor, City Manager

Estimated Time Frame for Completion	Ongoing, Send Out Training Information Using Local News and Community Flyers.
Estimated Cost	\$8000.00
Funding Source	Local
Priority/Status	High; Ongoing; Replaced No action in past five years due to lack of funding. This mitigation action has been replaced with a new action in order to streamline the plan and to adopt the “all hazards” approach within mitigation planning and awareness.
Action Description	Direct Mailings
Goal	Public Education and Awareness
Hazards Addressed	All Hazards
Local Planning Mechanism	Mayor, City Manager, City Council
Estimated Time Frame for Completion	Annually, we will update HM information with survey results
Estimated Cost	\$6000.00
Funding Source	Local
Priority/Status	Medium; Yearly; Replaced No action in past five years due to lack of funding. This mitigation action has been replaced with a new action in order to streamline the plan and to adopt the “all hazards” approach within mitigation planning and awareness.
Action Description	Disaster Awareness Promotion
Goal	Public Education and Awareness
Hazards Addressed	All Hazards
Local Planning Mechanism	CPFD
Estimated Time Frame for Completion	Annually
Estimated Cost	\$2000.00
Funding Source	Local
Priority/Status	Medium; Annually

Action Description	Assess Vulnerability to Drought Risk
Goal	Prevention Natural Resource Protection
Hazards Addressed	Drought
Local Planning Mechanism	BWWB
Estimated Time Frame for Completion	2020
Estimated Cost	NA
Funding Source	BWWB
Priority/Status	High; Completed
Action Description	Monitor Drought Conditions
Goal	Prevention
Hazards Addressed	Droughts
Local Planning Mechanism	BWWB
Estimated Time Frame for Completion	Seasonal
Estimated Cost	NA
Funding Source	BWWB
Priority/Status	High; Yearly
Action Description	Monitor Water Supply
Goal	Prevention Natural Resource Protection
Hazards Addressed	Drought
Local Planning Mechanism	BWWB
Estimated Time Frame for Completion	Continuously
Estimated Cost	NA
Funding Source	BWWB

Priority/Status	High; Ongoing The Water supply is monitored via our partnerships with local utilities.
Action Description	Plan for Drought
Goal	Prevention Natural Resource Protection
Hazards Addressed	Drought
Local Planning Mechanism	BWWB
Estimated Time Frame for Completion	2020
Estimated Cost	NA
Funding Source	BWWB
Priority/Status	High; Completed Drought planning is done annually in partnership with the EMA.
Action Description	Require Water Conservation During Drought Conditions.
Goal	Prevention Natural Resource Protection
Hazards Addressed	Drought
Local Planning Mechanism	BWWB
Estimated Time Frame for Completion	Annually
Estimated Cost	NA
Funding Source	BWWB
Priority/Status	High; Yearly
Action Description	Prevent Overgrazing
Goal	Prevention Natural Resource Protection
Hazards Addressed	Drought
Local Planning Mechanism	BWWB

Estimated Time Frame for Completion	2030
Estimated Cost	NA
Funding Source	BWWB
Priority/Status	High; Incomplete No action in past five years due to lack of funding. The time frame on this action has been extended in order to see completion.
Action Description	Retrofit Water Supply Systems.
Goal	Property Protection Natural Resource Protection Structural Mitigation
Hazards Addressed	Drought
Local Planning Mechanism	BWWB
Estimated Time Frame for Completion	2030
Estimated Cost	NA
Funding Source	BWWB
Priority/Status	High; Incomplete No action in past five years due to lack of funding. The time frame on this action has been extended in order to see completion.
Action Description	Enhance Landscaping and Design Measures
Goal	Natural Resource Protection
Hazards Addressed	Drought
Local Planning Mechanism	Mayor, City Manager, City Council
Estimated Time Frame for Completion	2025
Estimated Cost	\$10,000.00
Funding Source	Local
Priority/Status	High No action in past five years due to lack of funding.

Action Description	Educate Residents on Water Saving Techniques.
Goal	Natural Resource Protection Public Education and Awareness
Hazards Addressed	Drought
Local Planning Mechanism	BWWB
Estimated Time Frame for Completion	Semi-Annually
Estimated Cost	NA
Funding Source	BWWB
Priority/Status	High; Yearly; Replaced Water saving techniques are broadcasted and amplified when extended periods of low to no precipitation occurs. This information is published via social media, website, meetings and local partnerships with news media. This mitigation action has been replaced with a new action in order to streamline the plan and to adopt the “all hazards” approach within mitigation planning and awareness.
Action Description	Educate Farmers on Soil and Water Conservation Practices
Goal	Natural Resource Protection Public Education and Awareness
Hazards Addressed	Drought
Local Planning Mechanism	State Department of Conservation, State Department of Agriculture
Estimated Time Frame for Completion	Annually
Estimated Cost	
Funding Source	State
Priority/Status	High; Yearly
Action Description	Purchase Crop Insurance
Goal	Prevention
Hazards Addressed	Drought
Local Planning Mechanism	State Department of Agriculture

Estimated Time Frame for Completion	2030
Estimated Cost	
Funding Source	Private
Priority/Status	High; Completed No action in past five years due to lack of funding. The time frame on this action has been extended in order to see completion.
Action Description	Adopt and Enforce Building Codes.
Goal	Prevention Property Protection
Hazards Addressed	Earthquakes
Local Planning Mechanism	Building and Planning Agencies, Mayor, City Council
Estimated Time Frame for Completion	Annually
Estimated Cost	0.00
Funding Source	Local
Priority/Status	High; Yearly; Replaced The previous mitigation plan had adopt and enforce building codes for every individual hazard. This mitigation action has been replaced with a new action in order to streamline the plan and to adopt the “all hazards” approach within mitigation planning and awareness.
Action Description	Incorporate Earthquake Mitigation into Local Planning.
Goal	Prevention
Hazards Addressed	Earthquakes
Local Planning Mechanism	FEMA, AEMA, Jefferson County EMA, Mayor, City Council, Building and Planning Agencies
Estimated Time Frame for Completion	Annually
Estimated Cost	0.00
Funding Source	Local
Priority/Status	Medium; Yearly
Action Description	Map and Assess Community Vulnerability to Seismic Hazards

Goal	Prevention
Hazards Addressed	Earthquakes
Local Planning Mechanism	GIS Agency, USGUS, Jefferson County EMA
Estimated Time Frame for Completion	2025
Estimated Cost	0.00
Funding Source	State/Local
Priority/Status	High; Replaced Vulnerability to hazards is assessed on an annual basis through open sourced data and partnership with Jefferson County EMA. Due to several actions assessing vulnerability, this mitigation action has been replaced with a new action in order to streamline the plan and to adopt the “all hazards” approach within mitigation planning and awareness.
Action Description	Conduct Inspections of Building Safety.
Goal	Prevention Property Protection
Hazards Addressed	Earthquakes
Local Planning Mechanism	Building Department, Fire Department, State Fire Marshall
Estimated Time Frame for Completion	2020
Estimated Cost	\$20,000.00
Funding Source	State/Local
Priority/Status	High; Incomplete This action has not been completed due to lack of funding. Though inspections are completed annually, the timeframe and status has changed to improve the inspection process as well as maintain prior inspections.
Action Description	Protect Critical Facilities and Infrastructure.
Goal	Property Protection Structural Mitigation
Hazards Addressed	Earthquakes
Local Planning Mechanism	Public Works

Estimated Time Frame for Completion	Ongoing, Annually
Estimated Cost	\$5,000.00
Funding Source	Local
Priority/Status	High; Yearly; Replaced The previous mitigation plan had Protect Critical Facilities and Infrastructure for every individual hazard. Another mitigation action replaces this current action in order to streamline the plan and to adopt the “all hazards” approach within mitigation planning.
Action Description	Implement Structural Mitigation Techniques.
Goal	Structural Mitigation
Hazards Addressed	Earthquakes
Local Planning Mechanism	Inspection Department
Estimated Time Frame for Completion	2030
Estimated Cost	
Funding Source	Local
Priority/Status	Medium:incomplete This action has not been completed due to lack of funding. The timeframe on this action has been extended to ensure completion.
Action Description	Increase Earthquake Risk Awareness
Goal	Public Education and Awareness
Hazards Addressed	Earthquakes
Local Planning Mechanism	FEMA, AEMA
Estimated Time Frame for Completion	Provide FEMA’s Information to Educate Local Citizens on A Semi-Annual Basis.
Estimated Cost	
Funding Source	FEMA/State

Priority/Status	Medium; Yearly; Replaced Earthquake awareness has been advertised via social media and website postings. This mitigation action has been replaced with a new action in order to streamline the plan and to adopt the “all hazards” approach within mitigation planning and awareness.
Action Description	Conduct Outreach to Builders, Architects, Engineers, And Inspectors.
Goal	Prevention Public Education and Awareness
Hazards Addressed	Earthquakes
Local Planning Mechanism	Inspection Department
Estimated Time Frame for Completion	Long term
Estimated Cost	
Funding Source	Local
Priority/Status	Medium; Maintain Partnerships and outreach needs to be an ongoing effort, rather than a time constraining goal. Due to that, the time frame has been extended as this is a goal that needs to be improved and then maintained.
Action Description	Provide Information on Structural and Non-Structural Retrofitting.
Goal	Property Protection Structural Mitigation Public Education and Awareness
Hazards Addressed	Earthquakes
Local Planning Mechanism	Inspection Department
Estimated Time Frame for Completion	2020
Estimated Cost	
Funding Source	Local
Priority/Status	Medium;Replaced This mitigation action has been replaced with a new action in order to streamline the plan and to adopt the “all hazards” approach within mitigation planning and awareness.

Action Description	Incorporate Flood Mitigation in Local Planning
Goal	Prevention
Hazards Addressed	Flooding
Local Planning Mechanism	Mayor, City Council, City Manager
Estimated Time Frame for Completion	Annually
Estimated Cost	0.00
Funding Source	Local
Priority/Status	High; Yearly
Action Description	Form Partnerships to Support Floodplain Management.
Goal	Prevention Property Protection Natural Resource Protection
Hazards Addressed	Flooding
Local Planning Mechanism	Mayor, City Council, City Manager
Estimated Time Frame for Completion	Annually
Estimated Cost	0.00
Funding Source	Local
Priority/Status	High; Yearly
Action Description	Limit or Restrict Development in Floodplain Areas.
Goal	Prevention Property Protection Natural Resource Protection
Hazards Addressed	Flooding
Local Planning Mechanism	Mayor, City Council, City Manager
Estimated Time Frame for Completion	2025

Estimated Cost	
Funding Source	Local
Priority/Status	High; Replaced The previous version of the hazard mitigation plan had an emphasis to manage development in each hazard area. A new mitigation action has been developed in order to streamline the plan and to adopt the “all hazards” approach within mitigation planning.
Action Description	Adopt and Enforce Building Codes and Development Standards.
Goal	Prevention Property Protection Structural Mitigation
Hazards Addressed	Flooding
Local Planning Mechanism	Mayor, City Council, City Manager
Estimated Time Frame for Completion	2020
Estimated Cost	
Funding Source	Local
Priority/Status	High; Replaced The previous mitigation plan had adopt and enforce building codes for every individual hazard. A new mitigation action has been developed in order to streamline the plan and to adopt the “all hazards” approach within mitigation planning.
Action Description	Improve Stormwater Management Planning.
Goal	Prevention Property Protection Natural Resource Protection
Hazards Addressed	Flooding
Local Planning Mechanism	SWMA
Estimated Time Frame for Completion	Annually
Estimated Cost	\$5000.00
Funding Source	Local

Priority/Status	High; Yearly
Action Description	Adopt Policies to Reduce Stormwater Runoff.
Goal	Prevention Property Protection Natural Resource Protection Structural Mitigation
Hazards Addressed	Flooding
Local Planning Mechanism	SWMA
Estimated Time Frame for Completion	2025
Estimated Cost	
Funding Source	Local
Priority/Status	High; Completed
	Due to the importance of this mitigation action, the timeframe of this action has been extended in order to see completion.
Action Description	Improve Flood Risk Assessment.
Goal	Prevention
Hazards Addressed	Flooding
Local Planning Mechanism	SWMA
Estimated Time Frame for Completion	2030
Estimated Cost	\$5,000.00
Funding Source	Local/ Stae/ Federal
Priority/Status	High; Incomplete
	This action has not been completed due to lack of funding. Due to the importance of this action, the time frame has been extended in order to see completion. Alternate funding sources have also been added.
Action Description	Join or Improve Compliance With NFIP

Goal	Prevention
Hazards Addressed	Flooding
Local Planning Mechanism	Mayor, City Council, Homeowners, Business Organizations, Jefferson County EMA, Flood Control District
Estimated Time Frame for Completion	2018
Estimated Cost	
Funding Source	State/Local
Priority/Status	High; Completed Clay is a member of the NFIP
Action Description	Manage the Floodplain Beyond Minimum Requirements.
Goal	Prevention Property Protection Natural Resource Protection
Hazards Addressed	Flooding
Local Planning Mechanism	SWMA
Estimated Time Frame for Completion	2030
Estimated Cost	
Funding Source	Local
Priority/Status	High; Incomplete This action has not been completed due to lack of funding. The time frame on this action has been extended in order to see completion.
Action Description	Participate in CRS
Goal	Prevention
Hazards Addressed	Flooding
Local Planning Mechanism	Mayor, City Manager
Estimated Time Frame for Completion	2030

Estimated Cost	
Funding Source	Local
Priority/Status	High; Incomplete The time frame on this action has been extended in order to see completion.
Action Description	Establish Local Funding Mechanisms for Flood Mitigation.
Goal	Prevention Property Protection Natural Resource Protection Structural Mitigation
Hazards Addressed	Flooding
Local Planning Mechanism	Mayor, City Council, City Manager
Estimated Time Frame for Completion	2020
Estimated Cost	
Funding Source	Local
Priority/Status	High; Incomplete This action has not been completed due to lack of funding. The time frame on this action has been extended in order to see completion.
Action Description	Remove Existing Structures from Flood Hazard Areas
Goal	Prevention Property Protection
Hazards Addressed	Flooding
Local Planning Mechanism	Public Works
Estimated Time Frame for Completion	2025
Estimated Cost	\$5,000.00
Funding Source	Local
Priority/Status	High; Ongoing
Action Description	Improve Stormwater Drainage System Capacity.

Goal	Property Protection Structural Mitigation
Hazards Addressed	Flooding
Local Planning Mechanism	Public Works, Jefferson County Roads and Transportation Department
Estimated Time Frame for Completion	2025
Estimated Cost	
Funding Source	Local
Priority/Status	High; Ongoing
Action Description	Conduct Regular Maintenance of Drainage Systems and Flood Control Structures
Goal	Property Protection Natural Resource Protection Structural Mitigation
Hazards Addressed	Flooding
Local Planning Mechanism	Public Works, SWMA
Estimated Time Frame for Completion	Long Term
Estimated Cost	\$10,000.00
Funding Source	Local
Priority/Status	High; Ongoing This action has not been completed due to lack of funding. Due to the importance of this action, this action will need to be maintained on an annual basis. The changes have been reflected within the action.
Action Description	Elevate or Retrofit Structures and Utilities.
Goal	Prevention Property Protection Structural Mitigation
Hazards Addressed	Flooding

Local Planning Mechanism	Public Works
Estimated Time Frame for Completion	2025
Estimated Cost	
Funding Source	Local
Priority/Status	High This mitigation action has been replaced with a new action in order to streamline the plan, and to adopt the “all hazards” approach within mitigation planning and awareness.

Action Description	Floodproof Residential and Non-Residential Structures
Goal	Prevention Property Protection Structural Mitigation
Hazards Addressed	Flooding
Local Planning Mechanism	Homeowners
Estimated Time Frame for Completion	2025
Estimated Cost	
Funding Source	Private
Priority/Status	High; Ongoing
Action Description	Protect Infrastructure
Goal	Prevention Property Protection Structural Mitigation
Hazards Addressed	Flooding
Local Planning Mechanism	Public Works
Estimated Time Frame for Completion	Annually
Estimated Cost	
Funding Source	Local

Priority/Status	High; Yearly; Replaced The previous mitigation plan had Protect Critical Facilities and Infrastructure for every individual hazard. Another mitigation action replaces this current action in order to streamline the plan and to adopt the “all hazards” approach within mitigation planning.
Action Description	Protect Critical Facilities.
Goal	Prevention Property Protection Structural Mitigation
Hazards Addressed	Flooding
Local Planning Mechanism	Public Works
Estimated Time Frame for Completion	Annually
Estimated Cost	
Funding Source	Local
Priority/Status	High; Yearly; Replaced No action in past five years due to lack of funding. This mitigation action has been replaced with a new action in order to streamline the plan, and to adopt the “all hazards” approach within mitigation planning and awareness.
Action Description	Construct Flood Control Measures.
Goal	Prevention
Hazards Addressed	Flooding
Local Planning Mechanism	SWMA, BWWB
Estimated Time Frame for Completion	2025
Estimated Cost	NA
Funding Source	SWMA, BWWB
Priority/Status	High; Ongoing
Action Description	Protect and Restore Natural Flood Mitigation Features

Goal	Natural Resource Protection Structural Mitigation
Hazards Addressed	Flooding
Local Planning Mechanism	Mayor, City Council, City Manager, Public Works
Estimated Time Frame for Completion	2025
Estimated Cost	
Funding Source	Local
Priority/Status	Medium; Ongoing
Action Description	Preserve Floodplains as Open Space.
Goal	Prevention Natural Resource Protection
Hazards Addressed	Flooding
Local Planning Mechanism	Mayor, City Council, Land Trust
Estimated Time Frame for Completion	2025
Estimated Cost	
Funding Source	Local
Priority/Status	Medium; Ongoing
Action Description	Increase Awareness of Flood Risk and Safety
Goal	Public Education and Awareness
Hazards Addressed	Flooding
Local Planning Mechanism	Mayor, City Council, Jefferson County EMA, AEMA
Estimated Time Frame for Completion	Annually
Estimated Cost	
Funding Source	FEMA/State/Local

Priority/Status	High; Yearly; Replaced Flood Risk and Safety is advertised via social media and websites, as well as through partnerships with local media. This mitigation action has been replaced with a new action in order to streamline the plan and to adopt the “all hazards” approach within mitigation planning and awareness.
Action Description	Educate Property Owners About Flood Mitigation Techniques
Goal	Public Education and Awareness
Hazards Addressed	Flooding
Local Planning Mechanism	FEMA, AEMA, Jefferson County EMA
Estimated Time Frame for Completion	Annually
Estimated Cost	
Funding Source	FEMA/State/Local
Priority/Status	High; Yearly; Replaced This mitigation action has been replaced with a new action in order to streamline the plan and to adopt the “all hazards” approach within mitigation planning and awareness.
Action Description	Map and Assess Vulnerability to Erosion
Goal	Prevention
Hazards Addressed	Landslides/Erosion
Local Planning Mechanism	USGS, FEMA
Estimated Time Frame for Completion	2030
Estimated Cost	
Funding Source	Local
Priority/Status	High; Incomplete No action in past five years due to lack of funding.
Action Description	Manage Development in Erosion Hazard Areas
Goal	Prevention

Hazards Addressed	Landslides/Erosion
Local Planning Mechanism	Building Department
Estimated Time Frame for Completion	2025
Estimated Cost	
Funding Source	Local
Priority/Status	High; Replaced The previous version of the hazard mitigation plan had an emphasis to manage development in each hazard area. A new mitigation action has been developed in order to streamline the plan and to adopt the “all hazards” approach within mitigation planning.
Action Description	Promote or Require Site and Building Design Standards to Minimize Erosion Risk
Goal	Prevention Natural Resource Protection
Hazards Addressed	Landslides/Erosion
Local Planning Mechanism	SWMA
Estimated Time Frame for Completion	2025
Estimated Cost	
Funding Source	Local
Priority/Status	High ; Ongoing
Action Description	Remove Existing Buildings and Infrastructure from Erosion Hazard Areas
Goal	Prevention Property Protection Structural Mitigation
Hazards Addressed	Landslides/Erosion
Local Planning Mechanism	Mayor, City Council, City Manager
Estimated Time Frame for Completion	2025
Estimated Cost	
Funding Source	FEMA/Local

Priority/Status	Medium; Ongoing
Action Description	Stabilize Erosion Hazard Areas
Goal	Prevention Property Protection Natural Resource Protection Structural Mitigation
Hazards Addressed	Landslides/Erosion
Local Planning Mechanism	Department of Agriculture, ADEM
Estimated Time Frame for Completion	2025
Estimated Cost	
Funding Source	State/ Federal
Priority/Status	High; Ongoing
Action Description	Increase Awareness of Erosion Hazards
Goal	Public Education and Awareness
Hazards Addressed	Landslides/Erosion
Local Planning Mechanism	AEMA, Jefferson County EMA
Estimated Time Frame for Completion	Annually
Estimated Cost	
Funding Source	State/Local
Priority/Status	High; Yearly; Replaced Erosion hazard awareness is advertised annually via social media and agency websites. This mitigation action has been replaced with a new action in order to streamline the plan and to adopt the “all hazards” approach within mitigation planning and awareness.
Action Description	Map and Assess Vulnerability to Subsidence
Goal	Prevention
Hazards Addressed	Land Subsidence

Local Planning Mechanism	FEMA, AEMA
Estimated Time Frame for Completion	2025
Estimated Cost	
Funding Source	FEMA/Stat
Priority/Status	High; Ongoing
Action Description	Manage Development in High-Risk Areas
Goal	Prevention
Hazards Addressed	Land Subsidence
Local Planning Mechanism	Planning Department, Building Department
Estimated Time Frame for Completion	2025
Estimated Cost	
Funding Source	Local
Priority/Status	High ; Ongoing
Action Description	Consider Subsidence in Building Design
Goal	Prevention
Hazards Addressed	Land Subsidence
Local Planning Mechanism	Homeowner
Estimated Time Frame for Completion	2030
Estimated Cost	
Funding Source	Private
Priority/Status	High; Completed Some mitigation actions included in previous Hazard Mitigation Plans have not been completed due to attrition and lack of funding. These mitigation actions have been included in this Hazard Mitigation Plan to be implemented in the future.
Action Description	Monitor Subsidence Risk Factors

Goal	Prevention Natural Resource Protection
Hazards Addressed	Land Subsidence
Local Planning Mechanism	USGS
Estimated Time Frame for Completion	Annually
Estimated Cost	
Funding Source	FEMA
Priority/Status	Low; Yearly
Action Description	Remove Existing Structures from Subsidence Hazard Areas
Goal	Property Protection Structural Mitigation
Hazards Addressed	Land Subsidence
Local Planning Mechanism	Mayor, City Council, City Manager
Estimated Time Frame for Completion	2025
Estimated Cost	
Funding Source	Local
Priority/Status	Low; Replaced This action has not been completed due to lack of funding This mitigation action has been replaced with a new action in order to streamline the plan and to adopt the “all hazards” approach within mitigation planning and awareness.

Action Description	Educate Residents About Subsidence
Goal	Public Education and Awareness
Hazards Addressed	Land Subsidence
Local Planning Mechanism	Jefferson County EMA, AEMA, FEMA
Estimated Time Frame for Completion	Annually
Estimated Cost	
Funding Source	FEMA/State/Local
Priority/Status	Low; Yearly Subsidence hazard awareness is advertised annually via social media, website postings, and partnerships with the media. This mitigation action has been replaced with a new action in order to streamline the plan and to adopt the “all hazards” approach within mitigation planning and awareness.

Action Description	Encourage Construction of Safe Rooms
Goal	Property Protection Structural Mitigation Public Education and Awareness
Hazards Addressed	Tornadoes
Local Planning Mechanism	Jefferson County EMA, FEMA, Engineering Department
Estimated Time Frame for Completion	Long Term
Estimated Cost	
Funding Source	FEMA/State/Local
Priority/Status	High; Ongoing
Action Description	Require Wind-Resistant Building Techniques
Goal	Prevention Property Protection

Hazards Addressed	Tornadoes
Local Planning Mechanism	Mayor, City Council, City Manager
Estimated Time Frame for Completion	2019
Estimated Cost	
Funding Source	Local
Priority/Status	High; Replaced This mitigation action has been replaced with a new action in order to streamline the plan and to adopt the “all hazards” approach within mitigation planning and awareness.
Action Description	Conduct Tornado Awareness Activities
Goal	Public Education and Awareness
Hazards Addressed	Tornadoes
Local Planning Mechanism	Jefferson County EMA, AEMA, FMA, Jeffco BOE
Estimated Time Frame for Completion	Ongoing, Annually
Estimated Cost	
Funding Source	Local
Priority/Status	High; Ongoing Tornado hazard awareness is advertised annually via social media, website postings, and partnerships with the media. This mitigation action has been replaced with a new action in order to streamline the plan and to adopt the “all hazards” approach within mitigation planning and awareness.
Action Description	Map and Assess Vulnerability to Wildfire
Goal	Prevention Property Protection Natural Resource Protection
Hazards Addressed	Wildfires
Local Planning Mechanism	USDA, CPFDF

Estimated Time Frame for Completion	2020
Estimated Cost	
Funding Source	State/Local
Priority/Status	Medium; Replaced Vulnerability to hazards is assessed on an annual basis through open sources data and partnership with Jefferson County EMA. Due to several actions assessing vulnerability, this mitigation action has been replaced with a new action in order to streamline the plan and to adopt the “all hazards” approach within mitigation planning and awareness.
Action Description	Incorporate Wildfire Mitigation in The Comprehensive Plan
Goal	Prevention Property Protection Natural Resource Protection
Hazards Addressed	Wildfires
Local Planning Mechanism	Mayor, City Council, City Manager
Estimated Time Frame for Completion	Annually
Estimated Cost	
Funding Source	Local
Priority/Status	High; Yearly
Action Description	Reduce Risk Through Land Use Planning
Goal	Prevention
Hazards Addressed	Wildfires
Local Planning Mechanism	Planning Department
Estimated Time Frame for Completion	Long Range
Estimated Cost	
Funding Source	Local
Priority/Status	High; Ongoing

Action Description	Develop A Wildland-Urban Interface Code
Goal	Prevention
Hazards Addressed	Wildfires
Local Planning Mechanism	USDA, Mayor, City Council, CFPD
Estimated Time Frame for Completion	Long Range
Estimated Cost	
Funding Source	State/Local
Priority/Status	Medium; Ongoing
Action Description	Require or Encourage Fire Resistant Construction
Goal	Prevention Property Protection Structural Mitigation Public Education and Awareness
Hazards Addressed	Wildfires
Local Planning Mechanism	Mayor, City Council, CFPD
Estimated Time Frame for Completion	Ongoing
Estimated Cost	
Funding Source	Local
Priority/Status	Low; Ongoing
Action Description	Retrofit At-Risk Structures with Ignition-Resistant Materials
Goal	Prevention Property Protection Structural Mitigation
Hazards Addressed	Wildfires
Local Planning Mechanism	Public Works, CFPD

Estimated Time Frame for Completion	Long Range
Estimated Cost	
Funding Source	Local
Priority/Status	Low; Ongoing
Action Description	Create Defensible Space Around Structures and Infrastructure
Goal	Prevention Property Protection Natural Resource Protection Structural Mitigation
Hazards Addressed	Wildfires
Local Planning Mechanism	Public Works
Estimated Time Frame for Completion	Mid-Range
Estimated Cost	\$5000.00
Funding Source	Local
Priority/Status	High; Ongoing
Action Description	Conduct Maintenance to Reduce Risk
Goal	Prevention Property Protection Natural Resource Protection Structural Mitigation
Hazards Addressed	Wildfires
Local Planning Mechanism	Public Works, HOA
Estimated Time Frame for Completion	Annually
Estimated Cost	\$5000.00
Funding Source	Local
Priority/Status	Medium; Ongoing
Action Description	Implement A Fuels Management Program

Goal	Prevention Property Protection Natural Resource Protection
Hazards Addressed	Wildfires
Local Planning Mechanism	State Forestry, Fire Marshall
Estimated Time Frame for Completion	Mid-Range
Estimated Cost	
Funding Source	State/Local
Priority/Status	Medium; Ongoing
Action Description	Participate in Firewise Program
Goal	Prevention
Hazards Addressed	Wildfires
Local Planning Mechanism	Fire Marshall
Estimated Time Frame for Completion	Ongoing
Estimated Cost	
Funding Source	Local
Priority/Status	High; Ongoing
Action Description	Increase Wildfire Risk Awareness
Goal	Public Education and Awareness
Hazards Addressed	Wildfires
Local Planning Mechanism	State Forestry, Fire Marshall
Estimated Time Frame for Completion	Ongoing
Estimated Cost	
Funding Source	Local

Priority/Status	High; Ongoing; Replaced Wildfire hazard awareness is advertised annually via social media, website postings, and partnerships with the media. This mitigation action has been replaced with a new action in order to streamline the plan and to adopt the “all hazards” approach within mitigation planning and awareness.
Action Description	Educate Property Owners About Wildfire Mitigation Techniques
Goal	Public Education and Awareness
Hazards Addressed	Wildfires
Local Planning Mechanism	Jefferson County EMA, State Forestry, Fire Marshall
Estimated Time Frame for Completion	Ongoing
Estimated Cost	
Funding Source	State/Local
Priority/Status	High; Ongoing; Replace Wildfire mitigation techniques and hazard awareness is advertised annually via social media, website postings, and partnerships with the media. This mitigation action has been replaced with a new action in order to streamline the plan and to adopt the “all hazards” approach within mitigation planning and awareness.
Action Description	Adopt and Enforce Building Codes
Goal	Prevention Property Protection
Hazards Addressed	Winter Storms/Freezes
Local Planning Mechanism	Mayor, City Council, Inspection Department
Estimated Time Frame for Completion	Annually
Estimated Cost	
Funding Source	Local

Priority/Status	High; Yearly; Replace The previous mitigation plan had adopt and enforce building codes for every individual hazard. A new mitigation action has been developed in order to streamline the plan and to adopt the “all hazards” approach within mitigation planning.
Action Description	Protect Buildings and Infrastructure
Goal	Prevention Property Protection Structural Mitigation
Hazards Addressed	Winter Storms/Freezes
Local Planning Mechanism	Homeowners, CPFD
Estimated Time Frame for Completion	Annually
Estimated Cost	\$25,000.00
Funding Source	Local
Priority/Status	Medium; Yearly; Replace This mitigation action has been replaced with a new action in order to streamline the plan and to adopt the “all hazards” approach within mitigation planning and awareness.
Action Description	Protect Power Lines
Goal	Prevention Structural Mitigation
Hazards Addressed	Winter Storms/Freezes
Local Planning Mechanism	Alabama Power
Estimated Time Frame for Completion	Annually and As the Need Arises
Estimated Cost	
Funding Source	Local/Private
Priority/Status	High; Yearly
Action Description	Reduce Impacts to Roadways

Goal	Structural Mitigation
Hazards Addressed	Winter Storms/Freezes
Local Planning Mechanism	Public Works, ALDOT
Estimated Time Frame for Completion	Annually, work with ALDOT and PW
Estimated Cost	\$10,000.00
Funding Source	Local
Priority/Status	Medium; Yearly; Replace This mitigation action has been replaced with a new action in order to streamline the plan and to adopt the “all hazards” approach within mitigation planning and awareness.
Action Description	Conduct Winter Weather Risk Awareness Activities
Goal	Public Education and Awareness
Hazards Addressed	Winter Storms/Freezes
Local Planning Mechanism	Homeowners Associations
Estimated Time Frame for Completion	Annually
Estimated Cost	\$5000.00
Funding Source	Local/Private
Priority/Status	High; Yearly; Replace Winter Weather risk and hazard awareness is advertised annually via social media, website postings, and partnerships with the media. This mitigation action has been replaced with a new action in order to streamline the plan and to adopt the “all hazards” approach within mitigation planning and awareness.
Action Description	Assist Vulnerable Populations
Goal	Property Protection Public Education and Awareness
Hazards Addressed	Winter Storms/Freezes
Local Planning Mechanism	Jefferson County OSCS, Jeffco Sheriff’s Office, CPF, City Manager

Estimated Time Frame for Completion	2016
Estimated Cost	\$5000.00
Funding Source	Local/State
Priority/Status	High; Completed; Replace Assisting vulnerable populations is done through our volunteer organizations active in disasters and community groups. This mitigation action has been replaced with a new action in order to streamline the plan and to adopt the “all hazards” approach within mitigation planning and awareness.
Action Description	Locate Safe Rooms to Minimize Damage
Goal	Property Protection
Hazards Addressed	Hail
Local Planning Mechanism	Homeowners Associations, Jefferson County Community Development
Estimated Time Frame for Completion	2020
Estimated Cost	
Funding Source	Local
Priority/Status	High; Completed
Action Description	Protect Buildings from Hail Damage
Goal	Prevention Property Protection Structural Mitigation
Hazards Addressed	Hail
Local Planning Mechanism	Public Works
Estimated Time Frame for Completion	2025
Estimated Cost	
Funding Source	Local
Priority/Status	Low; Incomplete

Action Description	Increase Hail Risk Awareness
Goal	Public Education and Awareness
Hazards Addressed	Hail
Local Planning Mechanism	Jefferson County EMA, ADEM, FEMA
Estimated Time Frame for Completion	Annually
Estimated Cost	
Funding Source	FEMA/State/Local
Priority/Status	Medium; Yearly Hail risk and hazard awareness is advertised annually via social media, website postings, and partnerships with the media. This mitigation action has been replaced with a new action in order to streamline the plan and to adopt the “all hazards” approach within mitigation planning and awareness.
Action Description	Map and Assess Vulnerability to Landslides
Goal	Prevention
Hazards Addressed	Landslide
Local Planning Mechanism	USGS, Jeffco GIS Department
Estimated Time Frame for Completion	2025
Estimated Cost	
Funding Source	Federal/Local
Priority/Status	High; Replace Vulnerability to hazards is assessed on an annual basis through open sources data and partnership with Jefferson County EMA. Due to several actions assessing vulnerability, this mitigation action has been replaced with a new action in order to streamline the plan and to adopt the “all hazards” approach within mitigation planning and awareness.
Action Description	Manage Development in Landslide Hazard Areas
Goal	Prevention
Hazards Addressed	Landslide

Local Planning Mechanism	Mayor & Council, Inspections Department
Estimated Time Frame for Completion	2025
Estimated Cost	
Funding Source	Local
Priority/Status	High; Replaced The previous version of the hazard mitigation plan had an emphasis to manage development in each hazard area. A new mitigation action has been developed in order to streamline the plan and to adopt the “all hazards” approach within mitigation planning.
Action Description	Prevent Impacts to Roadways
Goal	Prevention Structural Mitigation
Hazards Addressed	Landslide
Local Planning Mechanism	Public Works Department, ALDOT
Estimated Time Frame for Completion	2025
Estimated Cost	
Funding Source	State/Local
Priority/Status	High; replaced
Action Description	Remove Existing Buildings and Infrastructure from Landslide Hazard Areas
Goal	Property Protection Structural Mitigation
Hazards Addressed	Landslide
Local Planning Mechanism	Mayor, City Council, Public Works Department
Estimated Time Frame for Completion	2025
Estimated Cost	
Funding Source	Local

Priority/Status	Low; Replaced This action has not been completed due to lack of funding. This mitigation action has been replaced with a new action in order to streamline the plan and to adopt the “all hazards” approach within mitigation planning and awareness.
Action Description	Protect Critical Facilities and Equipment
Goal	Property Protection Structural Mitigation
Hazards Addressed	Lightning
Local Planning Mechanism	Alabama Power
Estimated Time Frame for Completion	Annually
Estimated Cost	
Funding Source	Private/Local
Priority/Status	High; Yearly No action in past five years due to lack of funding. This mitigation action has been replaced with a new action in order to streamline the plan, and to adopt the “all hazards” approach within mitigation planning and awareness.
Action Description	Conduct Lightning Awareness Programs
Goal	Public Education and Awareness
Hazards Addressed	Lightning
Local Planning Mechanism	Jefferson County EMA, AEMA, FEMA, Parks and Rec
Estimated Time Frame for Completion	Annually
Estimated Cost	\$5000.00
Funding Source	FEMA/State/Local
Priority/Status	High; Annually; Replaced Lightning hazard awareness is advertised annually via social media, website postings, and partnerships with the media. This mitigation action has been replaced with a new action in order to streamline the plan and to adopt the “all hazards” approach within mitigation planning and awareness.

Action Description	Adopt and Enforce Building Codes
Goal	Prevention Property Protection
Hazards Addressed	Severe Wind
Local Planning Mechanism	Mayor, City Council, Inspections Department
Estimated Time Frame for Completion	Annually
Estimated Cost	
Funding Source	Local
Priority/Status	High; Yearly; replaced The previous mitigation plan had adopt and enforce building codes for every individual hazard. A new mitigation action has been developed in order to streamline the plan and to adopt the “all hazards” approach within mitigation planning.
Action Description	Promote or Require Site and Building Design Standards to Minimize Wind Damage
Goal	Prevention Property Protection
Hazards Addressed	Severe Wind
Local Planning Mechanism	Inspections Department
Estimated Time Frame for Completion	Long Term
Estimated Cost	
Funding Source	Local
Priority/Status	High; Ongoing
Action Description	Assess Vulnerability to Severe Wind
Goal	Prevention
Hazards Addressed	Severe Wind
Local Planning Mechanism	Jefferson County EMA, GIS Department, AEMA, FEMA

Estimated Time Frame for Completion	2018
Estimated Cost	
Funding Source	Local
Priority/Status	High; Completed Vulnerability to hazards is assessed on an annual basis through open sources data and partnership with Jefferson County EMA. Due to several actions assessing vulnerability, this mitigation action has been replaced with a new action in order to streamline the plan and to adopt the “all hazards” approach within mitigation planning and awareness.
Action Description	Protect Power Lines and Infrastructure
Goal	Prevention Property Protection Structural Mitigation
Hazards Addressed	Severe Wind
Local Planning Mechanism	Alabama Power
Estimated Time Frame for Completion	Annually, and as the need arises
Estimated Cost	
Funding Source	Private
Priority/Status	High; Yearly; Replaced No action in past five years due to lack of funding. This mitigation action has been replaced with a new action in order to streamline the plan, and to adopt the “all hazards” approach within mitigation planning and awareness.
Action Description	Retrofit Residential Buildings
Goal	Prevention Property Protection Structural Mitigation
Hazards Addressed	Severe Wind
Local Planning Mechanism	Homeowners
Estimated Time Frame for Completion	2020
Estimated Cost	

Funding Source	Private
Priority/Status	Medium; Completed No action in past five years due to lack of funding.
Action Description	Retrofit Public Buildings and Critical Facilities
Goal	Prevention Property Protection Structural Mitigation
Hazards Addressed	Severe Wind
Local Planning Mechanism	FEMA, Engineering Department, Building Department
Estimated Time Frame for Completion	2020
Estimated Cost	
Funding Source	Local
Priority/Status	High; Replaced No action in past five years due to lack of funding. This mitigation action has been replaced with a new action in order to streamline the plan, and to adopt the “all hazards” approach within mitigation planning and awareness.
Action Description	Increase Severe Wind Risk Awareness
Goal	Public Education and Awareness
Hazards Addressed	Severe Wind
Local Planning Mechanism	Jefferson County EMA, AEMA, FEMA
Estimated Time Frame for Completion	Annually
Estimated Cost	
Funding Source	FEMA/State/Local

Priority/Status	High; Yearly; Replaced Severe Wind risk and hazard awareness is advertised annually via social media, website postings, and partnerships with the media. This mitigation action has been replaced with a new action in order to streamline the plan and to adopt the “all hazards” approach within mitigation planning and awareness
Action Description	Add Outdoor Warning Sirens Inside Municipal Boundary
Goal	Emergency Services Public Education and Awareness
Hazards Addressed	Multiple Hazards
Local Planning Mechanism	Jefferson County Emergency Management Agency, Mayors Office
Estimated Time Frame for Completion	Long Term
Estimated Cost	Unknown
Funding Source	Local/ State/ Federal
Priority/Status	New Action; High
Action Description	Build and/or Purchase Saferooms And Place Inside Municipal Boundary
Goal	Prevention Emergency Services Public Education and Awareness
Hazards Addressed	Multiple Hazards
Local Planning Mechanism	Mayor’s Office, Jefferson County EMA
Estimated Time Frame for Completion	Long Term
Estimated Cost	Unknown
Funding Source	Local/State/Federal

Priority/Status	New Action; High
Action Description	Protect and/or Retrofit Critical Facilities and Infrastructure.
Goal	Prevention Property Protection Structural Mitigation
Hazards Addressed	All Hazards
Local Planning Mechanism	Mayor's Office, Jefferson County EMA
Estimated Time Frame for Completion	Long Term
Estimated Cost	
Funding Source	FEMA/State/Local
Priority/Status	New; High; Yearly The previous mitigation plan had Protect Critical Facilities and Infrastructure for every individual hazard. This mitigation action replaces those actions in order to streamline the plan and to adopt the "all hazards" approach within mitigation planning.
Action Description	Protect and/or Retrofit Utility Infrastructure
Goal	Prevention Property Protection Structural Mitigation
Hazards Addressed	All Hazards
Local Planning Mechanism	Mayor's Office, Jefferson County EMA
Estimated Time Frame for Completion	Long Term
Estimated Cost	
Funding Source	FEMA/State/Local

Priority/Status	New; High; The previous mitigation plan had Protect and/or Retrofit Utility Infrastructure for every individual hazard. This mitigation action replaces those actions in order to streamline the plan and to adopt the “all hazards” approach within mitigation planning.
Action Description	Assess Vulnerability and Hazard Risk
Goal	Emergency Services Public Education and Awareness Prevention Property Protection Structural Mitigation
Hazards Addressed	Multiple Hazards
Local Planning Mechanism	Jefferson County Emergency Management Agency, Mayors Office
Estimated Time Frame for Completion	Long Term
Estimated Cost	Unknown
Funding Source	Local, State, Federal
Priority/Status	New Action; High
Action Description	Increase Hazard Awareness and Increase Preparedness Within the Home through campaigns, fairs, seminars, direct mailings, materials, public service announcements, and other means of communications
Goal	Emergency Services Public Education and Awareness Prevention
Hazards Addressed	Multiple Hazards
Local Planning Mechanism	Jefferson County Emergency Management Agency, Mayors Office, Fire Department
Estimated Time Frame for Completion	Long Term
Estimated Cost	Unknown
Funding Source	Local, State, Federal

Priority/Status	New; High; Ongoing
Action Description	Adopt and enforce building codes
Goal	Property Protection Structural Mitigation Prevention
Hazards Addressed	Multiple Hazards
Local Planning Mechanism	Jefferson County Emergency Management Agency, Mayors Office, Fire Department, Building Inspection, Engineering Department
Estimated Time Frame for Completion	Long Term
Estimated Cost	Unknown
Funding Source	Local, State, Federal
Priority/Status	New; Medium; Ongoing

Action Description	Assist Vulnerable Populations
Goal	Public Education and Awareness Prevention
Hazards Addressed	Multiple Hazards
Local Planning Mechanism	Jefferson County Emergency Management Agency, Mayors Office, Jefferson County VOAD
Estimated Time Frame for Completion	Long Term
Estimated Cost	Unknown
Funding Source	Local, State and Federal
Priority/Status	New; High; Ongoing

Action Description	Remove Existing buildings and infrastructure from hazard areas
Goal	Property Protection Structural Mitigation Prevention
Hazards Addressed	Multiple Hazards
Local Planning Mechanism	Jefferson County Emergency Management Agency, Mayors Office
Estimated Time Frame for Completion	Long Term
Estimated Cost	Unknown
Funding Source	Local, State, Federal
Priority/Status	New; Medium

Action Description	Reduce impacts to roadways and bridges

Goal	Emergency Services Structural Mitigation Prevention
Hazards Addressed	Multiple Hazards
Local Planning Mechanism	Jefferson County Emergency Management Agency, Mayors Office, Public Works, ALDOT
Estimated Time Frame for Completion	Long Term
Estimated Cost	Unknown
Funding Source	Local, State and Federal
Priority/Status	New; Medium
Action Description	Construct Hazard Resilient Facilities and Infrastructure in order to provide continuity of operations and government.
Goal	Emergency Services Property Protection Structural Mitigation Prevention
Hazards Addressed	Multiple Hazards
Local Planning Mechanism	Jefferson County Emergency Management Agency
Estimated Time Frame for Completion	Long Term
Estimated Cost	Unknown
Funding Source	Local, State and Federal
Priority/Status	New; Low

County Line's Mitigation Action Plan	
Action Description	Hazard Awareness Weeks
Goal	Public Education and Awareness
Hazards Addressed	All Hazards
Local Planning Mechanism	Jefferson County EMA
Estimated Time Frame for Completion	Annually
Estimated Cost	No Additional Cost
Funding Source	Local
Priority/Status	Medium; Yearly; Replaced Hazard awareness weeks are advertised via social media and websites in partnership with the Jefferson County EMA. This mitigation action has been replaced with a new action in order to streamline the plan and to adopt the “all hazards” approach within mitigation planning and awareness

Action Description	Preparedness Handbooks, Brochures. Distribution of Severe Weather Guides, Homeowner’s Retrofit Guide, Etc.
Goal	Public Education and Awareness
Hazards Addressed	All Hazards
Local Planning Mechanism	Jefferson County EMA
Estimated Time Frame for Completion	Seasonal
Estimated Cost	No Additional Cost
Funding Source	Local
Priority/Status	High; Yearly; Replaced Brochures and information are provided to the public in various ways via the agency website, social media, and public engagement events. This mitigation action has been replaced with a new action in order to streamline the plan and to adopt the “all hazards” approach within mitigation planning and awareness.

Action Description	Everbridge Emergency Alert Notifications
Goal	Emergency Services Public Education and Awareness
Hazards Addressed	All Hazards
Local Planning Mechanism	Jefferson County EMA
Estimated Time Frame for Completion	Quarterly
Estimated Cost	No Additional Cost
Funding Source	Local
Priority/Status	High; Yearly

Action Description	Monitor Drought Conditions
Goal	Prevention Natural Resource Protection

Hazards Addressed	Droughts
Local Planning Mechanism	Jefferson County EMA
Estimated Time Frame for Completion	Seasonal
Estimated Cost	No Additional Cost
Funding Source	Local
Priority/Status	Medium; Yearly
Action Description	Monitor Water Supply
Goal	Prevention Natural Resource Protection
Hazards Addressed	Drought
Local Planning Mechanism	Water Utilities, Jefferson County EMA
Estimated Time Frame for Completion	Continuously
Estimated Cost	
Funding Source	Local/Private
Priority/Status	Medium; Ongoing The Water supply is monitored via our partnerships with local utilities.
Action Description	Plan for Drought
Goal	Prevention Natural Resource Protection
Hazards Addressed	Drought
Local Planning Mechanism	Jefferson County EMA, Water Utilities
Estimated Time Frame for Completion	Annually
Estimated Cost	

Funding Source	Local
Priority/Status	Medium; Completed Drought planning is done annually in partnership with the EMA.
Action Description	Educate Residents on Water Saving Techniques.
Goal	Natural Resource Protection Public Education and Awareness
Hazards Addressed	Drought
Local Planning Mechanism	Water Utilities, Jefferson County EMA
Estimated Time Frame for Completion	Annually
Estimated Cost	
Funding Source	Local/Private
Priority/Status	Medium; Yearly; Replaced Water saving techniques are broadcasted and amplified when extended periods of low to no precipitation occurs. This information is published via social media, website, meetings and local partnerships with news media. This mitigation action has been replaced with a new action in order to streamline the plan and to adopt the “all hazards” approach within mitigation planning and awareness.
Action Description	Increase Earthquake Risk Awareness.
Goal	Public Education and Awareness
Hazards Addressed	Earthquakes
Local Planning Mechanism	Jefferson County EMA
Estimated Time Frame for Completion	Annually
Estimated Cost	No Additional Cost
Funding Source	Local

Priority/Status	High; Yearly; Replaced Earthquake awareness has been advertised via social media and website postings. This mitigation action has been replaced with a new action in order to streamline the plan and to adopt the “all hazards” approach within mitigation planning and awareness.
Action Description	Conduct Regular Maintenance of Drainage Systems and Flood Control Structures
Goal	Property Protection Natural Resource Protection Structural Mitigation
Hazards Addressed	Flooding
Local Planning Mechanism	Public Works
Estimated Time Frame for Completion	Long Term
Estimated Cost	
Funding Source	Local
Priority/Status	High; Ongoing
Action Description	Construct Flood Control Measures.

Goal	Prevention
Hazards Addressed	Flooding
Local Planning Mechanism	Mayor, Public Works
Estimated Time Frame for Completion	2025
Estimated Cost	
Funding Source	FEMA/State/Local
Priority/Status	Medium; Ongoing
Action Description	Increase Awareness of Flood Risk
Goal	Public Education and Awareness
Hazards Addressed	Flooding
Local Planning Mechanism	Jefferson County EMA
Estimated Time Frame for Completion	Annually
Estimated Cost	No Additional Cost
Funding Source	Local

Priority/Status	High; Yearly; Replaced Flood Risk and Safety is advertised via social media and websites, as well as through partnerships with local media. This mitigation action has been replaced with a new action in order to streamline the plan and to adopt the “all hazards” approach within mitigation planning and awareness.
Action Description	Educate Property Owners About Flood Mitigation Techniques
Goal	Public Education and Awareness
Hazards Addressed	Flooding
Local Planning Mechanism	Jefferson County EMA
Estimated Time Frame for Completion	Annually
Estimated Cost	
Funding Source	FEMA/State/Local
Priority/Status	High; Yearly; Replaced This mitigation action has been replaced with a new action in order to streamline the plan and to adopt the “all hazards” approach within mitigation planning and awareness.
Action Description	Increase Awareness of Erosion Hazards
Goal	Public Education and Awareness
Hazards Addressed	Landslides/Erosion
Local Planning Mechanism	Jefferson County EMA
Estimated Time Frame for Completion	Annually
Estimated Cost	No Additional Cost
Funding Source	Local

Priority/Status	Medium; Yearly; Replaced
	Erosion hazard awareness is advertised annually via social media and agency websites. This mitigation action has been replaced with a new action in order to streamline the plan and to adopt the “all hazards” approach within mitigation planning and awareness.

Action Description	Educate Residents About Subsidence
Goal	Public Education and Awareness
Hazards Addressed	Land Subsidence
Local Planning Mechanism	Jefferson County EMA
Estimated Time Frame for Completion	Annually
Estimated Cost	No Additional Cost
Funding Source	Local
Priority/Status	Medium; Yearly; Replaced
	Subsidence hazard awareness is advertised annually via social media, website postings, and partnerships with the media. This mitigation action has been replaced with a new action in order to streamline the plan and to adopt the “all hazards” approach within mitigation planning and awareness.

Action Description	Encourage Construction of Safe Rooms
Goal	Property Protection Structural Mitigation Public Education and Awareness
Hazards Addressed	Tornadoes
Local Planning Mechanism	Mayor, Jefferson County EMA

Estimated Time Frame for Completion	Annually and will inform our citizens when grant funding is available.
Estimated Cost	
Funding Source	FEMA/State/Local
Priority/Status	High; Yearly

Action Description	Conduct Tornado Awareness Activities
Goal	Public Education and Awareness
Hazards Addressed	Tornadoes
Local Planning Mechanism	Jefferson County EMA
Estimated Time Frame for Completion	Annually
Estimated Cost	No Additional Cost
Funding Source	Local
Priority/Status	High; Yearly; Replaced Tornado hazard awareness is advertised annually via social media, website postings, and partnerships with the media. This mitigation action has been replaced with a new action in order to streamline the plan and to adopt the “all hazards” approach within mitigation planning and awareness.
Action Description	Increase Wildfire Risk Awareness
Goal	Public Education and Awareness
Hazards Addressed	Wildfires
Local Planning Mechanism	Jefferson County EMA, Alabama Forestry Commission
Estimated Time Frame for Completion	Annually
Estimated Cost	No Additional Cost
Funding Source	State/Local
Priority/Status	Medium; Yearly; Replaced Wildfire hazard awareness is advertised annually via social media, website postings, and partnerships with the media. This mitigation action has been replaced with a new action in order to streamline the plan and to adopt the “all hazards” approach within mitigation planning and awareness.

Action Description	Educate Property Owners About Wildfire Mitigation Techniques
Goal	Public Education and Awareness
Hazards Addressed	Wildfires
Local Planning Mechanism	Jefferson County EMA, Alabama Forestry Commission
Estimated Time Frame for Completion	Annually
Estimated Cost	
Funding Source	Local
Priority/Status	Medium; Yearly; Replaced Wildfire mitigation techniques and hazard awareness is advertised annually via social media, website postings, and partnerships with the media. This mitigation action has been replaced with a new action in order to streamline the plan and to adopt the “all hazards” approach within mitigation planning and awareness.
Action Description	Conduct Winter Weather Risk Awareness Activities
Goal	Public Education and Awareness
Hazards Addressed	Winter Storms/Freezes
Local Planning Mechanism	Jefferson County EMA
Estimated Time Frame for Completion	Seasonal
Estimated Cost	No Additional Cost
Funding Source	Local
Priority/Status	Medium; Yearly; Replaced Winter Weather risk and hazard awareness is advertised annually via social media, website postings, and partnerships with the media. This mitigation action has been replaced with a new action in order to streamline the plan and to adopt the “all hazards” approach within mitigation planning and awareness.

Action Description	Educate Property Owners About Freezing Pipes
Goal	Public Education and Awareness
Hazards Addressed	Extreme Temperatures
Local Planning Mechanism	Jefferson County EMA, Water Utilities
Estimated Time Frame for Completion	Seasonal
Estimated Cost	No Additional Cost
Funding Source	Local
Priority/Status	Medium; Yearly; Replaced Freezing pipe awareness falls under winter weather hazard awareness, and is advertised annually via social media, website postings, and partnerships with the media. This mitigation action has been replaced with a new action in order to streamline the plan and to adopt the “all hazards” approach within mitigation planning and awareness.
Action Description	Increase Awareness of Extreme Temperature Risk and Safety
Goal	Public Education and Awareness
Hazards Addressed	Extreme Temperatures
Local Planning Mechanism	Jefferson County EMA
Estimated Time Frame for Completion	Annually
Estimated Cost	No Additional Cost
Funding Source	Local
Priority/Status	High; Yearly; Replaced Extreme Temperature hazard awareness is advertised annually via social media, website postings, and partnerships with the media. This mitigation action has been replaced with a new action in order to streamline the plan and to adopt the “all hazards” approach within mitigation planning and awareness

Action Description	Increase Hail Risk Awareness
Goal	Public Education and Awareness
Hazards Addressed	Hail
Local Planning Mechanism	Jefferson County EMA
Estimated Time Frame for Completion	Annually
Estimated Cost	No Additional Cost
Funding Source	Local
Priority/Status	High; Yearly; Replaced Hail risk and hazard awareness is advertised annually via social media, website postings, and partnerships with the media. This mitigation action has been replaced with a new action in order to streamline the plan and to adopt the “all hazards” approach within mitigation planning and awareness.
Action Description	Conduct Lightning Awareness Programs
Goal	Public Education and Awareness
Hazards Addressed	Lightning
Local Planning Mechanism	Jefferson County EMA
Estimated Time Frame for Completion	Annually
Estimated Cost	No Additional Cost
Funding Source	Local
Priority/Status	High; Yearly; Replaced Lightning hazard awareness is advertised annually via social media, website postings, and partnerships with the media. This mitigation action has been replaced with a new action in order to streamline the plan and to adopt the “all hazards” approach within mitigation planning and awareness.

Action Description	Increase Severe Wind Awareness
Goal	Public Education and Awareness
Hazards Addressed	Severe Wind
Local Planning Mechanism	Jefferson County EMA
Estimated Time Frame for Completion	Annually
Estimated Cost	No Additional Cost
Funding Source	Local
Priority/Status	High; Yearly; Replaced Severe Wind risk and hazard awareness is advertised annually via social media, website postings, and partnerships with the media. This mitigation action has been replaced with a new action in order to streamline the plan and to adopt the “all hazards” approach within mitigation planning and awareness.
Action Description	Integrate Mitigation into Local Planning
Goal	Prevention
Hazards Addressed	Multiple Hazards
Local Planning Mechanism	Mayor, Council
Estimated Time Frame for Completion	Annually
Estimated Cost	
Funding Source	Local
Priority/Status	Medium; Yearly
Action Description	Increase Hazard Education and Risk Awareness
Goal	Public Education and Awareness
Hazards Addressed	Multiple Hazards

Local Planning Mechanism	Jefferson County EMA
Estimated Time Frame for Completion	Annually
Estimated Cost	
Funding Source	Local
Priority/Status	High; Yearly; Replaced This mitigation action has been replaced with a new action in order to streamline the plan and to adopt the “all hazards” approach within mitigation planning and awareness
Action Description	Improve Household Disaster Preparedness
Goal	Public Education and Awareness
Hazards Addressed	Multiple Hazards
Local Planning Mechanism	Jefferson County EMA
Estimated Time Frame for Completion	Annually
Estimated Cost	
Funding Source	Local
Priority/Status	High; Yearly
Action Description	Promote Private Mitigation Efforts
Goal	Public Education and Awareness
Hazards Addressed	Multiple Hazards
Local Planning Mechanism	Jefferson County EMA
Estimated Time Frame for Completion	Annually
Estimated Cost	
Funding Source	Local
Priority/Status	Medium; Yearly

Action Description	Add Outdoor Warning Sirens Inside Municipal Boundary
Goal	Emergency Services Public Education and Awareness
Hazards Addressed	Multiple Hazards
Local Planning Mechanism	Jefferson County Emergency Management Agency, Mayors Office
Estimated Time Frame for Completion	Long Term
Estimated Cost	Unknown
Funding Source	Local/ State/ Federal
Priority/Status	New Action; High
Action Description	Build and/or Purchase Saferooms And Place Inside Municipal Boundary
Goal	Prevention Emergency Services Public Education and Awareness
Hazards Addressed	Multiple Hazards
Local Planning Mechanism	Mayor's Office, Jefferson County EMA
Estimated Time Frame for Completion	Long Term
Estimated Cost	Unknown
Funding Source	Local/State/Federal
Priority/Status	New Action; High
Action Description	Protect and/or Retrofit Critical Facilities and Infrastructure.
Goal	Prevention Property Protection Structural Mitigation

Hazards Addressed	All Hazards
Local Planning Mechanism	Mayor's Office, Jefferson County EMA
Estimated Time Frame for Completion	Long Term
Estimated Cost	
Funding Source	FEMA/State/Local
Priority/Status	New; High; Yearly The previous mitigation plan had Protect Critical Facilities and Infrastructure for every individual hazard. This mitigation action replaces those actions in order to streamline the plan and to adopt the "all hazards" approach within mitigation planning.
Action Description	Protect and/or Retrofit Utility Infrastructure
Goal	Prevention Property Protection Structural Mitigation
Hazards Addressed	All Hazards
Local Planning Mechanism	Mayor's Office, Jefferson County EMA
Estimated Time Frame for Completion	Long Term
Estimated Cost	
Funding Source	FEMA/State/Local
Priority/Status	New; High; The previous mitigation plan had Protect and/or Retrofit Utility Infrastructure for every individual hazard. This mitigation action replaces those actions in order to streamline the plan and to adopt the "all hazards" approach within mitigation planning.
Action Description	Assess Vulnerability and Hazard Risk

Goal	Emergency Services Public Education and Awareness Prevention Property Protection Structural Mitigation
Hazards Addressed	Multiple Hazards
Local Planning Mechanism	Jefferson County Emergency Management Agency, Mayors Office
Estimated Time Frame for Completion	Long Term
Estimated Cost	Unknown
Funding Source	Local, State, Federal
Priority/Status	New Action; High
Action Description	Increase Hazard Awareness and Increase Preparedness Within the Home through campaigns, fairs, seminars, direct mailings, materials, public service announcements, and other means of communications
Goal	Emergency Services Public Education and Awareness Prevention
Hazards Addressed	Multiple Hazards
Local Planning Mechanism	Jefferson County Emergency Management Agency, Mayors Office
Estimated Time Frame for Completion	Long Term
Estimated Cost	Unknown
Funding Source	Local, State, Federal
Priority/Status	New; High; Ongoing

Action Description	Adopt and enforce building codes
Goal	Property Protection Structural Mitigation Prevention
Hazards Addressed	Multiple Hazards
Local Planning Mechanism	Jefferson County Emergency Management Agency, Mayors Office
Estimated Time Frame for Completion	Long Term
Estimated Cost	Unknown
Funding Source	Local, State, Federal
Priority/Status	New; Medium; Ongoing

Action Description	Assist Vulnerable Populations
Goal	Public Education and Awareness Prevention
Hazards Addressed	Multiple Hazards
Local Planning Mechanism	Jefferson County Emergency Management Agency, Mayors Office, Jefferson County VOAD
Estimated Time Frame for Completion	Long Term
Estimated Cost	Unknown
Funding Source	Local, State and Federal
Priority/Status	New; High; Ongoing

Action Description	Remove Existing buildings and infrastructure from hazard areas
Goal	Property Protection Structural Mitigation Prevention
Hazards Addressed	Multiple Hazards
Local Planning Mechanism	Jefferson County Emergency Management Agency, Mayors Office
Estimated Time Frame for Completion	Long Term
Estimated Cost	Unknown
Funding Source	Local, State, Federal
Priority/Status	New; Medium

Action Description	Reduce impacts to roadways and bridges
Goal	Emergency Services Structural Mitigation Prevention
Hazards Addressed	Multiple Hazards
Local Planning Mechanism	Jefferson County Emergency Management Agency, Mayors Office, Roads and Trans, ALDOT
Estimated Time Frame for Completion	Long Term
Estimated Cost	Unknown
Funding Source	Local, State and Federal
Priority/Status	New; Medium
Action Description	Construct Hazard Resilient Facilities and Infrastructure in order to provide continuity of operations and government.
Goal	Emergency Services Property Protection Structural Mitigation Prevention
Hazards Addressed	Multiple Hazards
Local Planning Mechanism	Jefferson County Emergency Management Agency
Estimated Time Frame for Completion	Long Term
Estimated Cost	Unknown
Funding Source	Local, State and Federal
Priority/Status	New; Low

Fairfield's Mitigation Action Plan	
Action Description	Hazard Awareness Weeks
Goal	Public Education and Awareness
Hazards Addressed	All Hazards
Local Planning Mechanism	Jefferson County EMA, Mayor, City Council, School District, Fire District
Estimated Time Frame for Completion	Annually
Estimated Cost	
Funding Source	State/Local
Priority/Status	High; Yearly; Replaced Hazard awareness weeks are advertised via social media and websites in partnership with the Jefferson County EMA. This mitigation action has been replaced with a new action in order to streamline the plan and to adopt the “all hazards” approach within mitigation planning and awareness.

Action Description	Preparedness Handbooks, Brochures. Distribution of Severe Weather Guides, Homeowner’s Retrofit Guide, Etc.
Goal	Public Education and Awareness
Hazards Addressed	All Hazards
Local Planning Mechanism	FEMA, Jefferson County EMA
Estimated Time Frame for Completion	Seasonal
Estimated Cost	No Additional Cost
Funding Source	FEMA/Local
Priority/Status	High; Yearly; Replaced Brochures and information are provided to the public in various ways via the agency website, social media, and public engagement events. This mitigation action has been replaced with a new action in order to streamline the plan and to adopt the “all hazards” approach within mitigation planning and awareness.

Action Description	Regular Newspaper Articles.
Goal	Public Education and Awareness
Hazards Addressed	All Hazards
Local Planning Mechanism	Jefferson County EMA, Mayor, City Council
Estimated Time Frame for Completion	Quarterly
Estimated Cost	
Funding Source	Local
Priority/Status	Medium; Quarterly; No action in past five years due to lack of funding.
Action Description	Emergency Preparedness Education Programs for Schools.
Goal	Public Education and Awareness
Hazards Addressed	All Hazards
Local Planning Mechanism	State Board of Education, School District, Jefferson County EMA
Estimated Time Frame for Completion	Ongoing, Annually
Estimated Cost	
Funding Source	FEMA/State/Local
Priority/Status	High; Yearly Various public safety organizations have provided presentations and safety fairs to school children within the jurisdiction.

Action Description	Drills, Exercises in Homes, Workplaces, Classrooms, Etc.
Goal	Public Education and Awareness
Hazards Addressed	All Hazards
Local Planning Mechanism	School District, Fire Department
Estimated Time Frame for Completion	Semi-Annually
Estimated Cost	
Funding Source	NA
Priority/Status	High; Semi-Annually These activities are encouraged through awareness weeks, via social media and agency websites. These activities are also required to occur within the jurisdictional school system.
Action Description	Everbridge Emergency Alert Notifications
Goal	Emergency Services Public Education and Awareness
Hazards Addressed	All Hazards
Local Planning Mechanism	Jefferson County EMA, Fire Department, Police Department
Estimated Time Frame for Completion	Quarterly
Estimated Cost	No Additional Cost
Funding Source	Local
Priority/Status	High; Yearly
Action Description	Hazard “Safety Fairs”.
Goal	Public Education and Awareness
Hazards Addressed	All Hazards
Local Planning Mechanism	Jefferson County EMA, Mayor, City Council, School District, Fire District

Estimated Time Frame for Completion	Booths Set Up at Different Public Events Annually
Estimated Cost	
Funding Source	Local
Priority/Status	High; Yearly; Replaced These events occur annually, via visits to schools, community events, community groups and our large annual event also known as “Be Ready Day.” This mitigation action has been replaced with a new action in order to streamline the plan and to adopt the “all hazards” approach within mitigation planning and awareness.
Action Description	Hazard Conferences, Seminars.
Goal	Public Education and Awareness
Hazards Addressed	All Hazards
Local Planning Mechanism	Jefferson County EMA, Mayor, City Council
Estimated Time Frame for Completion	Ongoing, Send Out Training Information Using Local News and Community Flyers.
Estimated Cost	
Funding Source	Local
Priority/Status	High; Ongoing; Replaced No action in past five years due to lack of funding. This mitigation action has been replaced with a new action in order to streamline the plan and to adopt the “all hazards” approach within mitigation planning and awareness.
Action Description	Direct Mailings
Goal	Public Education and Awareness
Hazards Addressed	All Hazards
Local Planning Mechanism	Fire and Police Departments, Jefferson County EMA
Estimated Time Frame for Completion	Annually, Mail Surveys Out to Update Hazard Mitigation Information
Estimated Cost	

Funding Source	FEMA/State
Priority/Status	Low; Yearly; Replaced
	No action in past five years due to lack of funding. This mitigation action has been replaced with a new action in order to streamline the plan and to adopt the “all hazards” approach within mitigation planning and awareness.
Action Description	Assess Vulnerability to Drought Risk
Goal	Prevention Natural Resource Protection
Hazards Addressed	Drought
Local Planning Mechanism	Mayor, City Council, Planning Department, Jefferson County EMA, Local Water District, AEMA, Utilities
Estimated Time Frame for Completion	Annual
Estimated Cost	
Funding Source	Local/Private
Priority/Status	Medium; Annually
Action Description	Monitor Drought Conditions
Goal	Prevention Natural Resource Protection
Hazards Addressed	Droughts
Local Planning Mechanism	Mayor, City Council, Planning Department, Jefferson County EMA, Water Utilities, AEMA
Estimated Time Frame for Completion	Seasonal
Estimated Cost	
Funding Source	State/Local
Priority/Status	Medium; Yearly
Action Description	Monitor Water Supply

Goal	Prevention Natural Resource Protection
Hazards Addressed	Drought
Local Planning Mechanism	USGS, Mayor, City Council, Planning Department, Jefferson County EMA, Water Utilities, AEMA
Estimated Time Frame for Completion	Continuously
Estimated Cost	
Funding Source	FEMA/State/Local
Priority/Status	High; Ongoing The Water supply is monitored via our partnerships with local utilities.
Action Description	Plan for Drought
Goal	Prevention Natural Resource Protection
Hazards Addressed	Drought
Local Planning Mechanism	Mayor, City Council, Planning Department, Jefferson County EMA, Local Water Utilities
Estimated Time Frame for Completion	Annually
Estimated Cost	
Funding Source	Local
Priority/Status	Medium; Annually Drought planning is done annually in partnership with the EMA.
Action Description	Require Water Conservation During Drought Conditions.
Goal	Prevention Natural Resource Protection
Hazards Addressed	Drought
Local Planning Mechanism	AEMA, Jefferson County EMA, Water Utilities, City Council

Estimated Time Frame for Completion	Annually
Estimated Cost	
Funding Source	State/Local
Priority/Status	High; Yearly
Action Description	Enhance Landscaping and Design Measures
Goal	Natural Resource Protection
Hazards Addressed	Drought
Local Planning Mechanism	Mayor, City Council
Estimated Time Frame for Completion	2025
Estimated Cost	
Funding Source	Local
Priority/Status	Low; Ongoing
Action Description	Educate Residents on Water Saving Techniques.
Goal	Natural Resource Protection Public Education and Awareness
Hazards Addressed	Drought
Local Planning Mechanism	Jefferson County EMA, Water Utilities, Mayor, City Council
Estimated Time Frame for Completion	Semi-Annually
Estimated Cost	No Additional Costs.
Funding Source	Local/Private
Priority/Status	Low; Semi-Annually; Replaced
	Water saving techniques are broadcasted and amplified when extended periods of low to no precipitation occurs. This information is published via social media, website, meetings and local partnerships with news media. This mitigation action has been replaced with a new action in order to streamline the plan and to adopt the “all hazards” approach within mitigation planning and awareness.

Action Description	Incorporate Earthquake Mitigation into Local Planning.
Goal	Prevention
Hazards Addressed	Earthquakes
Local Planning Mechanism	FEMA, AEMA, Jefferson County EMA, Mayor, City Council
Estimated Time Frame for Completion	Annually
Estimated Cost	
Funding Source	FEMA/State/Local
Priority/Status	Medium; Yearly
Action Description	Protect Critical Facilities and Infrastructure.
Goal	Property Protection Structural Mitigation
Hazards Addressed	Earthquakes
Local Planning Mechanism	Fire Department, Public Works, Jefferson County EMA
Estimated Time Frame for Completion	Annually
Estimated Cost	
Funding Source	Local
Priority/Status	High; Yearly; Replaced The previous mitigation plan had Protect Critical Facilities and Infrastructure for every individual hazard. Another mitigation action replaces this current action in order to streamline the plan and to adopt the “all hazards” approach within mitigation planning.
Action Description	Increase Earthquake Risk Awareness.
Goal	Public Education and Awareness
Hazards Addressed	Earthquakes
Local Planning Mechanism	FEMA, AEMA, Jefferson County EMA, Mayor, City Council

Estimated Time Frame for Completion	Annually
Estimated Cost	
Funding Source	FEMA/State/Local
Priority/Status	Medium; Yearly; Replaced Earthquake awareness has been advertised via social media and website postings. This mitigation action has been replaced with a new action in order to streamline the plan and to adopt the “all hazards” approach within mitigation planning and awareness.
Action Description	Incorporate Flood Mitigation in Local Planning
Goal	Prevention
Hazards Addressed	Flooding
Local Planning Mechanism	Mayor, City Council
Estimated Time Frame for Completion	Annually
Estimated Cost	
Funding Source	Local
Priority/Status	High; Yearly
Action Description	Improve Stormwater Management Planning.
Goal	Prevention Property Protection Natural Resource Protection
Hazards Addressed	Flooding
Local Planning Mechanism	Public Works, Storm Water Management
Estimated Time Frame for Completion	Annually
Estimated Cost	
Funding Source	Local
Priority/Status	High; Yearly

Action Description	Remove Existing Structures from Flood Hazard Areas
Goal	Prevention Property Protection
Hazards Addressed	Flooding
Local Planning Mechanism	Public Works
Estimated Time Frame for Completion	2025
Estimated Cost	
Funding Source	Local
Priority/Status	High; Ongoing
Action Description	Improve Stormwater Drainage System Capacity.
Goal	Property Protection Structural Mitigation
Hazards Addressed	Flooding
Local Planning Mechanism	Public Works
Estimated Time Frame for Completion	2025
Estimated Cost	
Funding Source	Local
Priority/Status	High; Ongoing
Action Description	Conduct Regular Maintenance of Drainage Systems and Flood Control Structures
Goal	Property Protection Natural Resource Protection Structural Mitigation
Hazards Addressed	Flooding
Local Planning Mechanism	Public Works, Storm Water Utility
Estimated Time Frame for Completion	Annually

Estimated Cost	
Funding Source	Local
Priority/Status	High; Annually Due to the importance of this action, this action will need to be maintained on an annual basis. The changes have been reflected within the action.
Action Description	Increase Awareness of Flood Risk and Safety
Goal	Public Education and Awareness
Hazards Addressed	Flooding
Local Planning Mechanism	Mayor, City Council, Jefferson County EMA, AEMA, FEMA
Estimated Time Frame for Completion	Annually
Estimated Cost	
Funding Source	FEMA/State/Local
Priority/Status	High; Yearly; Replaced Flood Risk and Safety is advertised via social media and websites, as well as through partnerships with local media. This mitigation action has been replaced with a new action in order to streamline the plan and to adopt the “all hazards” approach within mitigation planning and awareness.
Action Description	Increase Awareness of Erosion Hazards
Goal	Public Education and Awareness
Hazards Addressed	Landslides/Erosion
Local Planning Mechanism	Jefferson County EMA, AEMA
Estimated Time Frame for Completion	Annually
Estimated Cost	No Additional Cost
Funding Source	State/Local

Priority/Status	High; Yearly; Replaced
	Erosion hazard awareness is advertised annually via social media and agency websites. This mitigation action has been replaced with a new action in order to streamline the plan and to adopt the “all hazards” approach within mitigation planning and awareness.

Action Description	Educate Residents About Subsidence
Goal	Public Education and Awareness
Hazards Addressed	Land Subsidence
Local Planning Mechanism	Jefferson County EMA, AEMA
Estimated Time Frame for Completion	Annually
Estimated Cost	No Additional Cost
Funding Source	State/Local
Priority/Status	Low; Yearly; Replaced
	Subsidence hazard awareness is advertised annually via social media, website postings, and partnerships with the media. This mitigation action has been replaced with a new action in order to streamline the plan and to adopt the “all hazards” approach within mitigation planning and awareness.

Action Description	Encourage Construction of Safe Rooms
Goal	Property Protection Structural Mitigation Public Education and Awareness
Hazards Addressed	Tornadoes
Local Planning Mechanism	Jefferson County EMA, AEMA, FEMA
Estimated Time Frame for Completion	Ongoing, Annually
Estimated Cost	

Funding Source	FEMA/State/Local
Priority/Status	High; Ongoing
Action Description	Conduct Tornado Awareness Activities
Goal	Public Education and Awareness
Hazards Addressed	Tornadoes
Local Planning Mechanism	FD, EMA, AEMA, FEMA
Estimated Time Frame for Completion	Annually
Estimated Cost	
Funding Source	FEMA/State/Local
Priority/Status	High; Ongoing; Replace
	Tornado hazard awareness is advertised annually via social media, website postings, and partnerships with the media. This mitigation action has been replaced with a new action in order to streamline the plan and to adopt the “all hazards” approach within mitigation planning and awareness.
Action Description	Increase Wildfire Risk Awareness
Goal	Public Education and Awareness
Hazards Addressed	Wildfires
Local Planning Mechanism	Jefferson County EMA, State Forestry, Fire Marshall
Estimated Time Frame for Completion	Annually
Estimated Cost	No Additional Cost
Funding Source	State/Local
Priority/Status	High; Yearly; Replace
	Wildfire hazard awareness is advertised annually via social media, website postings, and partnerships with the media. This mitigation action has been replaced with a new action in order to streamline the plan and to adopt the “all hazards” approach within mitigation planning and awareness.

Action Description	educate Property Owners About Wildfire Mitigation Techniques
Goal	Public Education and Awareness
Hazards Addressed	Wildfires
Local Planning Mechanism	Jefferson County EMA, State Forestry, Fire Marshall
Estimated Time Frame for Completion	Annually
Estimated Cost	
Funding Source	State/Local
Priority/Status	High; Yearly; Replaced Wildfire mitigation techniques and hazard awareness is advertised annually via social media, website postings, and partnerships with the media. This mitigation action has been replaced with a new action in order to streamline the plan and to adopt the “all hazards” approach within mitigation planning and awareness.
Action Description	Protect Buildings and Infrastructure
Goal	Prevention Property Protection Structural Mitigation
Hazards Addressed	Winter Storms/Freezes
Local Planning Mechanism	Fire Department
Estimated Time Frame for Completion	Annually
Estimated Cost	
Funding Source	Local
Priority/Status	Medium; Yearly; Replaced This mitigation action has been replaced with a new action in order to streamline the plan and to adopt the “all hazards” approach within mitigation planning and awareness.
Action Description	Conduct Winter Weather Risk Awareness Activities
Goal	Public Education and Awareness

Hazards Addressed	Winter Storms/Freezes
Local Planning Mechanism	Home Owners Associations
Estimated Time Frame for Completion	Annually
Estimated Cost	
Funding Source	FEMA/State/Local
Priority/Status	High; Yearly; Replaced Winter Weather risk and hazard awareness is advertised annually via social media, website postings, and partnerships with the media. This mitigation action has been replaced with a new action in order to streamline the plan and to adopt the “all hazards” approach within mitigation planning and awareness.
Action Description	Increase Awareness of Extreme Temperature Risk and Safety
Goal	Public Education and Awareness
Hazards Addressed	Extreme Temperatures
Local Planning Mechanism	FD, Jefferson County EMA, AEMA, FEMA
Estimated Time Frame for Completion	Annually
Estimated Cost	No Additional Cost
Funding Source	FEMA/State/Local
Priority/Status	High; Yearly; Replaced Extreme Temperature hazard awareness is advertised annually via social media, website postings, and partnerships with the media. This mitigation action has been replaced with a new action in order to streamline the plan and to adopt the “all hazards” approach within mitigation planning and awareness
Action Description	Educate Property Owners About Freezing Pipes
Goal	Public Education and Awareness
Hazards Addressed	Extreme Temperatures

Local Planning Mechanism	FD, Jefferson County EMA, AEMA, FEMA
Estimated Time Frame for Completion	Seasonal
Estimated Cost	No Additional Cost
Funding Source	FEMA/State/Local
Priority/Status	Medium; Yearly; Replaced Freezing pipe awareness falls under winter weather hazard awareness, and is advertised annually via social media, website postings, and partnerships with the media. This mitigation action has been replaced with a new action in order to streamline the plan and to adopt the “all hazards” approach within mitigation planning and awareness.
Action Description	Increase Hail Risk Awareness
Goal	Public Education and Awareness
Hazards Addressed	Hail
Local Planning Mechanism	Jefferson County EMA, AEMA, FEMA
Estimated Time Frame for Completion	2020
Estimated Cost	No Additional Cost
Funding Source	FEMA/State/Local
Priority/Status	High; Completed; Replaced Hail risk and hazard awareness is advertised annually via social media, website postings, and partnerships with the media. This mitigation action has been replaced with a new action in order to streamline the plan and to adopt the “all hazards” approach within mitigation planning and awareness.
Action Description	Conduct Lightning Awareness Programs
Goal	Public Education and Awareness
Hazards Addressed	Lightning
Local Planning Mechanism	Alabama Power, Jefferson County EMA, AEMA

Estimated Time Frame for Completion	Annually
Estimated Cost	
Funding Source	State/Local
Priority/Status	High; Yearly; Replaced Lightning hazard awareness is advertised annually via social media, website postings, and partnerships with the media. This mitigation action has been replaced with a new action in order to streamline the plan and to adopt the “all hazards” approach within mitigation planning and awareness.
Action Description	Adopt and Enforce Building Codes
Goal	Prevention Property Protection
Hazards Addressed	Severe Wind
Local Planning Mechanism	Mayor, City Council, Building Department
Estimated Time Frame for Completion	Annually
Estimated Cost	
Funding Source	Local
Priority/Status	High; Yearly; Replaced The previous mitigation plan had adopt and enforce building codes for every individual hazard. A new mitigation action has been developed in order to streamline the plan and to adopt the “all hazards” approach within mitigation planning.
Action Description	Promote or Require Site and Building Design Standards to Minimize Wind Damage
Goal	Prevention Property Protection
Hazards Addressed	Severe Wind
Local Planning Mechanism	Mayor, City Council, Building Department, Engineering Department

Estimated Time Frame for Completion	2030
Estimated Cost	
Funding Source	Local
Priority/Status	High; Incomplete This action has not been completed due to lack of funding. The time frame on this action has been extended to see completion.
Action Description	Increase Severe Wind Risk Awareness
Goal	Public Education and Awareness
Hazards Addressed	Severe Wind
Local Planning Mechanism	Jefferson County EMA, AEMA, FEMA
Estimated Time Frame for Completion	Annually
Estimated Cost	No Additional Cost
Funding Source	FEMA/State/Local
Priority/Status	High; Yearly; Replaced Severe Wind risk and hazard awareness is advertised annually via social media, website postings, and partnerships with the media. This mitigation action has been replaced with a new action in order to streamline the plan and to adopt the “all hazards” approach within mitigation planning and awareness
Action Description	Integrate Mitigation into Local Planning
Goal	Prevention
Hazards Addressed	Multiple Hazards
Local Planning Mechanism	Mayor, City Council, Planning Department
Estimated Time Frame for Completion	Annually
Estimated Cost	
Funding Source	Local

Priority/Status	High; Yearly
-----------------	--------------

Action Description	Adopt and Enforce Building Codes
Goal	Prevention Property Protection
Hazards Addressed	Multiple Hazards
Local Planning Mechanism	Mayor, City Council, Planning Department, Zoning Department
Estimated Time Frame for Completion	Annually
Estimated Cost	
Funding Source	Local
Priority/Status	High; Yearly
Action Description	Protect Structures
Goal	Prevention Property Protection Structural Mitigation
Hazards Addressed	Multiple Hazards
Local Planning Mechanism	Fire Department
Estimated Time Frame for Completion	Annually
Estimated Cost	
Funding Source	Local
Priority/Status	High; Yearly
Action Description	Increase Hazard Education and Risk Awareness
Goal	Public Education and Awareness
Hazards Addressed	Multiple Hazards
Local Planning Mechanism	Jefferson County EMA, AEMA, FEMA, Mayor, City Council
Estimated Time Frame for Completion	Annually

Estimated Cost	
Funding Source	FEMA/State/Local
Priority/Status	High; Yearly
Action Description	Improve Household Disaster Preparedness
Goal	Public Education and Awareness
Hazards Addressed	Multiple Hazards
Local Planning Mechanism	Jefferson County EMA, AEMA, FEMA, Mayor, City Council
Estimated Time Frame for Completion	Annually
Estimated Cost	
Funding Source	FEMA/State/Local
Priority/Status	High; Yearly
Action Description	Promote Private Mitigation Efforts
Goal	Public Education and Awareness
Hazards Addressed	Multiple Hazards
Local Planning Mechanism	Jefferson County EMA, AEMA, FEMA, Mayor, City Council
Estimated Time Frame for Completion	Annually
Estimated Cost	
Funding Source	FEMA/State/Local
Priority/Status	High; Yearly
Action Description	Add Outdoor Warning Sirens Inside Municipal Boundary
Goal	Emergency Services Public Education and Awareness
Hazards Addressed	Multiple Hazards
Local Planning Mechanism	Jefferson County Emergency Management Agency, Mayors Office

Estimated Time Frame for Completion	Long Term
Estimated Cost	Unknown
Funding Source	Local/ State/ Federal
Priority/Status	New Action; High
Action Description	Build and/or Purchase Saferooms And Place Inside Municipal Boundary
Goal	Prevention Emergency Services Public Education and Awareness
Hazards Addressed	Multiple Hazards
Local Planning Mechanism	Mayor's Office, Jefferson County EMA
Estimated Time Frame for Completion	Long Term
Estimated Cost	Unknown
Funding Source	Local/State/Federal
Priority/Status	New Action; High
Action Description	Protect and/or Retrofit Critical Facilities and Infrastructure.
Goal	Prevention Property Protection Structural Mitigation
Hazards Addressed	All Hazards
Local Planning Mechanism	Mayor's Office, Jefferson County EMA
Estimated Time Frame for Completion	Long Term
Estimated Cost	
Funding Source	FEMA/State/Local

Priority/Status	New; High; Yearly The previous mitigation plan had Protect Critical Facilities and Infrastructure for every individual hazard. This mitigation action replaces those actions in order to streamline the plan and to adopt the “all hazards” approach within mitigation planning.
Action Description	Protect and/or Retrofit Utility Infrastructure
Goal	Prevention Property Protection Structural Mitigation
Hazards Addressed	All Hazards
Local Planning Mechanism	Mayor’s Office, Jefferson County EMA
Estimated Time Frame for Completion	Long Term
Estimated Cost	
Funding Source	FEMA/State/Local
Priority/Status	New; High; The previous mitigation plan had Protect and/or Retrofit Utility Infrastructure for every individual hazard. This mitigation action replaces those actions in order to streamline the plan and to adopt the “all hazards” approach within mitigation planning.
Action Description	Assess Vulnerability and Hazard Risk
Goal	Emergency Services Public Education and Awareness Prevention Property Protection Structural Mitigation
Hazards Addressed	Multiple Hazards

Local Planning Mechanism	Jefferson County Emergency Management Agency, Mayors Office
Estimated Time Frame for Completion	Long Term
Estimated Cost	Unknown
Funding Source	Local, State, Federal
Priority/Status	New Action; High
Action Description	Increase Hazard Awareness and Increase Preparedness Within the Home through campaigns, fairs, seminars, direct mailings, materials, public service announcements, and other means of communications
Goal	Emergency Services Public Education and Awareness Prevention
Hazards Addressed	Multiple Hazards
Local Planning Mechanism	Jefferson County Emergency Management Agency, Mayors Office, Fire Department
Estimated Time Frame for Completion	Long Term
Estimated Cost	Unknown
Funding Source	Local, State, Federal
Priority/Status	New; High; Ongoing
Action Description	Adopt and enforce building codes
Goal	Property Protection Structural Mitigation Prevention
Hazards Addressed	Multiple Hazards
Local Planning Mechanism	Jefferson County Emergency Management Agency, Mayors Office, Fire Department, Building Inspection, Engineering Department
Estimated Time Frame for Completion	Long Term
Estimated Cost	Unknown

Action Description	Assist Vulnerable Populations
Goal	Public Education and Awareness Prevention
Hazards Addressed	Multiple Hazards
Local Planning Mechanism	Jefferson County Emergency Management Agency, Mayors Office, Jefferson County VOAD
Estimated Time Frame for Completion	Long Term
Estimated Cost	Unknown
Funding Source	Local, State and Federal
Priority/Status	New; High; Ongoing

Action Description	Remove Existing buildings and infrastructure from hazard areas
Goal	Property Protection Structural Mitigation Prevention
Hazards Addressed	Multiple Hazards
Local Planning Mechanism	Jefferson County Emergency Management Agency, Mayors Office
Estimated Time Frame for Completion	Long Term
Estimated Cost	Unknown
Funding Source	Local, State, Federal
Priority/Status	New; Medium
Action Description	Reduce impacts to roadways and bridges

Goal	Emergency Services Structural Mitigation Prevention
Hazards Addressed	Multiple Hazards
Local Planning Mechanism	Jefferson County Emergency Management Agency, Mayors Office, Public Works, ALDOT
Estimated Time Frame for Completion	Long Term
Estimated Cost	Unknown
Funding Source	Local, State and Federal
Priority/Status	New; Medium
Action Description	Construct Hazard Resilient Facilities and Infrastructure in order to provide continuity of operations and government.
Goal	Emergency Services Property Protection Structural Mitigation Prevention
Hazards Addressed	Multiple Hazards
Local Planning Mechanism	Jefferson County Emergency Management Agency
Estimated Time Frame for Completion	Long Term
Estimated Cost	Unknown
Funding Source	Local, State and Federal
Priority/Status	New; Low

**Fultondale's
Mitigation Action Plan**

Action Description	Hazard Awareness Weeks
Goal	Public Education and Awareness
Hazards Addressed	All Hazards
Local Planning Mechanism	Jefferson County EMA, Mayor, City Council, School District, Fire District
Estimated Time Frame for Completion	Annually
Estimated Cost	
Funding Source	State/Local
Priority/Status	High; Yearly; Replaced Hazard awareness weeks are advertised via social media and websites in partnership with the Jefferson County EMA. This mitigation action has been replaced with a new action in order to streamline the plan and to adopt the “all hazards” approach within mitigation planning and awareness.

Action Description	Preparedness Handbooks, Brochures. Distribution of Severe Weather Guides, Homeowner’s Retrofit Guide, Etc.
Goal	Public Education and Awareness
Hazards Addressed	All Hazards
Local Planning Mechanism	FEMA, Jefferson County EMA
Estimated Time Frame for Completion	Seasonal
Estimated Cost	
Funding Source	FEMA/State/Local
Priority/Status	High; Yearly; Replaced Brochures and information are provided to the public in various ways via the agency website, social media, and public engagement events. This mitigation action has been replaced with a new action in order to streamline the plan and to adopt the “all hazards” approach within mitigation planning and awareness

Action Description	Regular Newspaper Articles.
Goal	Public Education and Awareness

Hazards Addressed	All Hazards
Local Planning Mechanism	Jefferson County EMA, Mayor, City Council, Public Information Officer
Estimated Time Frame for Completion	Quarterly
Estimated Cost	
Funding Source	Local
Priority/Status	Medium; Quarterly
Action Description	Emergency Preparedness Education Programs for Schools.
Goal	Public Education and Awareness
Hazards Addressed	All Hazards
Local Planning Mechanism	State Board of Education, School District, Jefferson County EMA
Estimated Time Frame for Completion	Annually, September
Estimated Cost	
Funding Source	FEMA/State/Local
Priority/Status	High; Yearly

Action Description	Drills, Exercises in Homes, Workplaces, Classrooms, Etc.
Goal	Public Education and Awareness
Hazards Addressed	All Hazards
Local Planning Mechanism	Fire Department, School District, City Fire Marshal's Office
Estimated Time Frame for Completion	Semi-Annually
Estimated Cost	No Additional Cost
Funding Source	Local
Priority/Status	High; Semi-Annually These activities are encouraged through awareness weeks, via social media and agency websites. These activities are also required to occur within the jurisdictional school system.

Action Description	Public Service Announcements.
Goal	Public Education and Awareness
Hazards Addressed	All Hazards
Local Planning Mechanism	Jefferson County EMA, Mayor, City Council, Fire Department PIO's
Estimated Time Frame for Completion	Quarterly
Estimated Cost	
Funding Source	State/Local
Priority/Status	High; Yearly

Action Description	Hazard “Safety Fairs”.
Goal	Public Education and Awareness
Hazards Addressed	All Hazards
Local Planning Mechanism	Jefferson County EMA, Mayor, City Council, School District, Fire Department, Police Departments (National Night Out)
Estimated Time Frame for Completion	Booths Set Up at Different Public Events Annually
Estimated Cost	No Additional Cost
Funding Source	Local
Priority/Status	High; Yearly; Replaced These events occur annually, via visits to schools, community events, community groups and our large annual event also known as “Be Ready Day.” This mitigation action has been replaced with a new action in order to streamline the plan and to adopt the “all hazards” approach within mitigation planning and awareness.
Action Description	Hazard Conferences, Seminars.
Goal	Public Education and Awareness
Hazards Addressed	All Hazards
Local Planning Mechanism	Jefferson County EMA, Mayor, City council, School District, Fire Chief, Fire Marshal, Fire Department Training Officer(s)
Estimated Time Frame for Completion	Annually
Estimated Cost	
Funding Source	Local
Priority/Status	High; Yearly; Replaced No action in past five years due to lack of funding. This mitigation action has been replaced with a new action in order to streamline the plan and to adopt the “all hazards” approach within mitigation planning and awareness.

Action Description	Direct Mailings
Goal	Public Education and Awareness
Hazards Addressed	All Hazards
Local Planning Mechanism	Fire and Police Departments, Jefferson County EMA
Estimated Time Frame for Completion	Annually
Estimated Cost	
Funding Source	Local
Priority/Status	Medium; Yearly
Action Description	Utility Bill Inserts.
Goal	Public Education and Awareness
Hazards Addressed	All Hazards
Local Planning Mechanism	Utilities, Fultondale Gas Department
Estimated Time Frame for Completion	2025
Estimated Cost	
Funding Source	Local
Priority/Status	Medium; Incomplete This action hasn't been completed in the last five years due to the lack of funding. Time frame has been extended to ensure completion.

Action Description	Annual Correspondence with Residents Reminding Them of The Need to Be Hazard Prepared.
Goal	Public Education and Awareness
Hazards Addressed	All Hazards
Local Planning Mechanism	FEMA, Jefferson County EMA, Fire and Police Departments
Estimated Time Frame for Completion	Annually
Estimated Cost	
Funding Source	Local
Priority/Status	High; Yearly; Replaced Correspondence has been amplified via the use of social media platforms, and news media partnerships. This mitigation action has been replaced with a new action in order to streamline the plan and to adopt the “all hazards” approach within mitigation planning and awareness.
Action Description	Assess Vulnerability to Drought Risk
Goal	Prevention Natural Resource Protection
Hazards Addressed	Drought
Local Planning Mechanism	Mayor, City Council, Planning Department, Jefferson County EMA, Local Water District, AEMA, Storm Water Services
Estimated Time Frame for Completion	2020
Estimated Cost	
Funding Source	Local/Private
Priority/Status	Medium; Completed

Action Description	Monitor Drought Conditions
Goal	Prevention Natural Resource Protection
Hazards Addressed	Droughts
Local Planning Mechanism	Mayor, City Council, Planning Department, Jefferson County EMA, Water Utilities, AEMA
Estimated Time Frame for Completion	Seasonally
Estimated Cost	
Funding Source	State/Local
Priority/Status	Medium; Yearly
Action Description	Monitor Water Supply
Goal	Prevention Natural Resource Protection
Hazards Addressed	Drought
Local Planning Mechanism	USGS, Mayor, City Council, Planning Department, Jefferson County EMA, Water Utilities, AEMA
Estimated Time Frame for Completion	Continuously
Estimated Cost	
Funding Source	State/Local

Priority/Status	High; Ongoing The Water supply is monitored via our partnerships with local utilities.
Action Description	Plan for Drought
Goal	Prevention Natural Resource Protection
Hazards Addressed	Drought
Local Planning Mechanism	Mayor, City Council, Planning Department, Jefferson County EMA, Local Water Utilities
Estimated Time Frame for Completion	Long Range
Estimated Cost	
Funding Source	Local
Priority/Status	Medium Drought planning is done annually in partnership with the EMA.
Action Description	Require Water Conservation During Drought Conditions
Goal	Prevention Natural Resource Protection
Hazards Addressed	Drought
Local Planning Mechanism	AEMA, Jefferson County EMA, Water Utilities, City Council
Estimated Time Frame for Completion	Short Range
Estimated Cost	

Funding Source	State/Local
Priority/Status	High; Ongoing
Action Description	Prevent Overgrazing
Goal	Prevention Natural Resource Protection
Hazards Addressed	Drought
Local Planning Mechanism	Department of Agriculture, Local Agriculture Extension Services
Estimated Time Frame for Completion	Short Range
Estimated Cost	
Funding Source	State
Priority/Status	Low; Ongoing
Action Description	Retrofit Water Supply Systems
Goal	Property Protection Natural Resource Protection Structural Mitigation
Hazards Addressed	Drought
Local Planning Mechanism	Public Works and Engineering Department

Estimated Time Frame for Completion	Short Range
Estimated Cost	
Funding Source	Local
Priority/Status	Medium; Ongoing
Action Description	Enhance Landscaping and Design Measures
Goal	Natural Resource Protection
Hazards Addressed	Drought
Local Planning Mechanism	Mayor, City Council
Estimated Time Frame for Completion	Long Range
Estimated Cost	
Funding Source	Local
Priority/Status	Low; Ongoing
Action Description	Educate Residents on Water Saving Techniques.
Goal	Natural Resource Protection Public Education and Awareness
Hazards Addressed	Drought
Local Planning Mechanism	Jefferson County EMA, Water Utilities, Mayor, City Council

Estimated Time Frame for Completion	Semi-Annually
Estimated Cost	
Funding Source	FEMA/State/Local
Priority/Status	Medium; Replaced Water saving techniques are broadcasted and amplified when extended periods of low to no precipitation occurs. This information is published via social media, website, meetings and local partnerships with news media. This mitigation action has been replaced with a new action in order to streamline the plan and to adopt the “all hazards” approach within mitigation planning and awareness.
Action Description	Educate Farmers on Soil and Water Conservation Practices
Goal	Natural Resource Protection Public Education and Awareness
Hazards Addressed	Drought
Local Planning Mechanism	State Department of Conservation, State Department of Agriculture
Estimated Time Frame for Completion	Annually
Estimated Cost	
Funding Source	FEMA/State/Local
Priority/Status	Low; Yearly
Action Description	Purchase Crop Insurance
Goal	Natural Resource Protection Prevention
Hazards Addressed	Drought

Local Planning Mechanism	FEMA, State Department of Agriculture
Estimated Time Frame for Completion	Annually
Estimated Cost	
Funding Source	Private
Priority/Status	Low; Yearly
Action Description	Adopt and Enforce Building Codes
Goal	Prevention Property Protection
Hazards Addressed	Earthquakes
Local Planning Mechanism	Building and Planning Agencies, Mayor, City Council
Estimated Time Frame for Completion	2020
Estimated Cost	
Funding Source	Local
Priority/Status	High; Replaced The previous mitigation plan had adopt and enforce building codes for every individual hazard. . This mitigation action has been replaced with a new action in order to streamline the plan and to adopt the “all hazards” approach within mitigation planning and awareness.
Action Description	Incorporate Earthquake Mitigation into Local Planning.
Goal	Prevention

Hazards Addressed	Earthquakes
Local Planning Mechanism	FEMA, AEMA, Jefferson County EMA, Mayor, City Council, Building and Planning Agencies
Estimated Time Frame for Completion	Long Range
Estimated Cost	
Funding Source	Local
Priority/Status	Medium; Ongoing
Action Description	Map and Assess Community Vulnerability to Seismic Hazards.
Goal	Prevention
Hazards Addressed	Earthquakes
Local Planning Mechanism	GIS Agency, USGS, Jefferson County EMA
Estimated Time Frame for Completion	Long Range
Estimated Cost	
Funding Source	State/Local
Priority/Status	High; Ongoing
Action Description	Conduct Inspections of Building Safety
Goal	Prevention Property Protection

Hazards Addressed	Earthquakes
Local Planning Mechanism	Building Department, Fire Department, State Fire Marshal, City Fire Marshal
Estimated Time Frame for Completion	Long Term
Estimated Cost	
Funding Source	Local
Priority/Status	Medium; Ongoing This action has not been completed due to lack of funding. Though inspections are completed annually, the timeframe and status has changed to improve the inspection process as well as maintain prior inspections.
Action Description	Protect Critical Facilities and Infrastructure.
Goal	Property Protection Structural Mitigation
Hazards Addressed	Earthquakes
Local Planning Mechanism	Jefferson County EMA, Fire Department, Public Works
Estimated Time Frame for Completion	Annually
Estimated Cost	
Funding Source	Local
Priority/Status	High; Yearly; Replaced The previous mitigation plan had Protect Critical Facilities and Infrastructure for every individual hazard. Another mitigation action replaces this current action in order to streamline the plan and to adopt the “all hazards” approach within mitigation planning.
Action Description	Implement Structural Mitigation Techniques.
Goal	Structural Mitigation

Hazards Addressed	Earthquakes
Local Planning Mechanism	Public Works and Engineering Department
Estimated Time Frame for Completion	2020
Estimated Cost	
Funding Source	Local
Priority/Status	Medium: Completed
Action Description	Increase Earthquake Risk Awareness.
Goal	Public Education and Awareness
Hazards Addressed	Earthquakes
Local Planning Mechanism	FEMA, Jefferson County EMA, AEMA, Mayor, City Council
Estimated Time Frame for Completion	Semi-Annual
Estimated Cost	
Funding Source	FEMA/State/Local
Priority/Status	Medium; Yearly; Replaced Earthquake awareness has been advertised via social media and website postings. This mitigation action has been replaced with a new action in order to streamline the plan and to adopt the “all hazards” approach within mitigation planning and awareness.
Action Description	Conduct Outreach to Builders, Architects, Engineers, And Inspectors.
Goal	Prevention Public Education and Awareness

Hazards Addressed	Earthquakes
Local Planning Mechanism	Engineering Department, NFPA, Jefferson County EMA
Estimated Time Frame for Completion	Long Term
Estimated Cost	
Funding Source	Local
Priority/Status	Medium; Ongoing Partnerships and outreach needs to be an ongoing effort, rather than a time constraining goal. Due to that, the time frame has been extended as this is a goal that needs to be improved and then maintained.
Action Description	Provide Information on Structural and Non-Structural Retrofitting.
Goal	Property Protection Structural Mitigation Public Education and Awareness
Hazards Addressed	Earthquakes
Local Planning Mechanism	Jefferson County EMA, Engineering and Building Departments, Fire Marshal's Office
Estimated Time Frame for Completion	2020
Estimated Cost	
Funding Source	FEMA/State/Local
Priority/Status	Medium; Replaced This mitigation action has been replaced with a new action in order to streamline the plan and to adopt the "all hazards" approach within mitigation planning and awareness.
Action Description	Flood Prone Areas Have Been Bought Out by the City of Fultondale, With Green Space Built (Black Creek Park, Children's Park, Bark Park).

Goal	Natural Resource Protection Property Protection
Hazards Addressed	Flooding
Local Planning Mechanism	City of Fultondale
Estimated Time Frame for Completion	Annually
Estimated Cost	
Funding Source	Local
Priority/Status	High; Yearly
Action Description	Incorporate Flood Mitigation in Local Planning
Goal	Prevention
Hazards Addressed	Flooding
Local Planning Mechanism	Mayor, City Council, Planning Department
Estimated Time Frame for Completion	Mid Range
Estimated Cost	
Funding Source	Local
Priority/Status	High; Ongoing
Action Description	Form Partnerships to Support Floodplain Management.

Goal	Prevention Property Protection Natural Resource Protection
Hazards Addressed	Flooding
Local Planning Mechanism	Mayor, City Council, Flood Plain Administrator
Estimated Time Frame for Completion	Annually
Estimated Cost	
Funding Source	Local
Priority/Status	High; Yearly
Action Description	Limit or Restrict Development in Floodplain Areas.
Goal	Prevention Property Protection Natural Resource Protection
Hazards Addressed	Flooding
Local Planning Mechanism	Flood Control District, Mayor, City Council
Estimated Time Frame for Completion	2025
Estimated Cost	
Funding Source	Local
Priority/Status	High; Ongoing

Action Description	Adopt and Enforce Building Codes and Development Standards
Goal	Prevention Property Protection Structural Mitigation
Hazards Addressed	Flooding
Local Planning Mechanism	Mayor, City Council, Planning, Building & Zoning Departments, Fire Marshal's Office
Estimated Time Frame for Completion	2020
Estimated Cost	
Funding Source	State/Local
Priority/Status	High; Replaced The previous mitigation plan had adopt and enforce building codes for every individual hazard. A new mitigation action has been developed in order to streamline the plan and to adopt the "all hazards" approach within mitigation planning.
Action Description	Improve Stormwater Management Planning.
Goal	Prevention Property Protection Natural Resource Protection
Hazards Addressed	Flooding
Local Planning Mechanism	Public Works Department, Water Utility, Storm Water Authority
Estimated Time Frame for Completion	Long Range
Estimated Cost	
Funding Source	Local

Priority/Status	High; Ongoing
Action Description	Adopt Policies to Reduce Stormwater Runoff.
Goal	Prevention Property Protection Natural Resource Protection Structural Mitigation
Hazards Addressed	Flooding
Local Planning Mechanism	Flood Control District, Mayor, City Council
Estimated Time Frame for Completion	2025
Estimated Cost	
Funding Source	Local
Priority/Status	High; Incomplete This action has not been completed. The time frame for the action has been extended in order to ensure completion.
Action Description	Improve Flood Risk Assessment
Goal	Prevention
Hazards Addressed	Flooding
Local Planning Mechanism	Mayor, City Council, GIS Department, USGUS
Estimated Time Frame for Completion	Long Range

Estimated Cost	
Funding Source	Local
Priority/Status	High; Ongoing
Action Description	Join or Improve Compliance With NFIP
Goal	Prevention
Hazards Addressed	Flooding
Local Planning Mechanism	Mayor, City Council, Homeowners, Business Organizations, Jefferson County EMA, Flood Control District
Estimated Time Frame for Completion	Short Range
Estimated Cost	
Funding Source	State/Local
Priority/Status	High; Ongoing
Action Description	Manage the Floodplain Beyond Minimum Requirements
Goal	Prevention Property Protection Natural Resource Protection
Hazards Addressed	Flooding
Local Planning Mechanism	Mayor, City Council, Flood Control District

Estimated Time Frame for Completion	2025
Estimated Cost	
Funding Source	Local
Priority/Status	High; Incomplete This action has not been completed due to lack of funding. The time frame for the action has been extended to ensure completion.
Action Description	Participate in CRS
Goal	Prevention
Hazards Addressed	Flooding
Local Planning Mechanism	Mayor, City Council
Estimated Time Frame for Completion	2025
Estimated Cost	
Funding Source	Local
Priority/Status	High; Incomplete This action has not been completed due to lack of funding. The time frame for the action has been extended to ensure completion.
Action Description	Establish Local Funding Mechanisms for Flood Mitigation
Goal	Prevention Property Protection Natural Resource Protection Structural Mitigation
Hazards Addressed	Flooding

Local Planning Mechanism	Planning Department, Mayor, City Council
Estimated Time Frame for Completion	2025
Estimated Cost	
Funding Source	Local
Priority/Status	High; Completed This action has not been completed due to lack of funding. The time frame for the action has been extended to ensure completion.
Action Description	Remove Existing Structures from Flood Hazard Areas
Goal	Prevention Property Protection
Hazards Addressed	Flooding
Local Planning Mechanism	Public Works.
Estimated Time Frame for Completion	Complete
Estimated Cost	
Funding Source	Local
Priority/Status	High; Complete Structures in flood prone areas have been bought out, and the areas converted into green space for recreation (Black Creek Park, Children's Park, Bark Park).
Action Description	Improve Stormwater Drainage System Capacity.
Goal	Property Protection Structural Mitigation

Hazards Addressed	Flooding
Local Planning Mechanism	Public Works
Estimated Time Frame for Completion	Long Range
Estimated Cost	
Funding Source	Local
Priority/Status	High; Ongoing
Action Description	Conduct Regular Maintenance of Drainage Systems and Flood Control Structures
Goal	Property Protection Natural Resource Protection Structural Mitigation
Hazards Addressed	Flooding
Local Planning Mechanism	Public Works, Storm Water Utility
Estimated Time Frame for Completion	Annually
Estimated Cost	
Funding Source	Local
Priority/Status	High; Ongoing Due to the importance of this action, this action will need to be maintained on an annual basis. The changes have been reflected within the action.
Action Description	Elevate or Retrofit Structures and Utilities

Goal	Prevention Property Protection Structural Mitigation
Hazards Addressed	Flooding
Local Planning Mechanism	Building & Engineering Department
Estimated Time Frame for Completion	Mid-Range
Estimated Cost	
Funding Source	Local
Priority/Status	High; Ongoing
Action Description	Floodproof Residential and Non-Residential Structures
Goal	Prevention Property Protection Structural Mitigation
Hazards Addressed	Flooding
Local Planning Mechanism	Building Department, Homeowners, Business Organizations, FEMA
Estimated Time Frame for Completion	Mid-Range
Estimated Cost	
Funding Source	Local
Priority/Status	High; Ongoing

Action Description	Protect Infrastructure
Goal	Prevention Property Protection Structural Mitigation
Hazards Addressed	Flooding
Local Planning Mechanism	Building & Engineering Department
Estimated Time Frame for Completion	Annually
Estimated Cost	
Funding Source	Local
Priority/Status	High; Replaced The previous mitigation plan had Protect Critical Facilities and Infrastructure for every individual hazard. Another mitigation action replaces this current action in order to streamline the plan and to adopt the “all hazards” approach within mitigation planning.
Action Description	Protect Critical Facilities.
Goal	Prevention Property Protection Structural Mitigation
Hazards Addressed	Flooding
Local Planning Mechanism	Building & Engineering Department
Estimated Time Frame for Completion	Annually
Estimated Cost	
Funding Source	Local

Priority/Status	High; Replaced The previous mitigation plan had Protect Critical Facilities and Infrastructure for every individual hazard. Another mitigation action replaces this current action in order to streamline the plan and to adopt the “all hazards” approach within mitigation planning.
Action Description	Construct Flood Control Measures.
Goal	Prevention
Hazards Addressed	Flooding
Local Planning Mechanism	Flood Control District, Public Works and Engineering Department
Estimated Time Frame for Completion	2025
Estimated Cost	
Funding Source	Local
Priority/Status	High; Ongoing
Action Description	Protect and Restore Natural Flood Mitigation Features
Goal	Natural Resource Protection Structural Mitigation
Hazards Addressed	Flooding
Local Planning Mechanism	Mayor, City Council, Parks & Recreation Department, Planning Department
Estimated Time Frame for Completion	2025
Estimated Cost	

Funding Source	Local
Priority/Status	Medium; Ongoing
Action Description	Preserve Floodplains as Open Space.
Goal	Prevention Natural Resource Protection
Hazards Addressed	Flooding
Local Planning Mechanism	Mayor, City Council, Land Trust, Parks & Recreation Department
Estimated Time Frame for Completion	2025
Estimated Cost	
Funding Source	Local
Priority/Status	Medium; Ongoing
Action Description	Increase Awareness of Flood Risk and Safety
Goal	Public Education and Awareness
Hazards Addressed	Flooding
Local Planning Mechanism	Mayor, City Council, Jefferson County EMA, AEMA
Estimated Time Frame for Completion	Annually
Estimated Cost	

Funding Source	FEMA/State/Local
Priority/Status	High; Yearly; Replaced Flood Risk and Safety is advertised via social media and websites, as well as through partnerships with local media. This mitigation action has been replaced with a new action in order to streamline the plan and to adopt the “all hazards” approach within mitigation planning and awareness.
Action Description	Educate Property Owners About Flood Mitigation Techniques
Goal	Public Education and Awareness
Hazards Addressed	Flooding
Local Planning Mechanism	FEMA, AEMA, Jefferson County EMA, Mayor, City Council
Estimated Time Frame for Completion	Annually
Estimated Cost	
Funding Source	FEMA/State/Local
Priority/Status	High; Yearly; Replaced This mitigation action has been replaced with a new action in order to streamline the plan and to adopt the “all hazards” approach within mitigation planning and awareness.
Action Description	Map and Assess Vulnerability to Erosion
Goal	Prevention
Hazards Addressed	Landslides/Erosion
Local Planning Mechanism	GIS Department, USGUS, FEMA, Planning Department
Estimated Time Frame for Completion	2025
Estimated Cost	

Funding Source	Local
Priority/Status	High; Ongoing
Action Description	Manage Development in Erosion Hazard Areas
Goal	Prevention
Hazards Addressed	Landslides/Erosion
Local Planning Mechanism	Building Department, Engineering Department
Estimated Time Frame for Completion	2025
Estimated Cost	
Funding Source	Local
Priority/Status	High; Ongoing
Action Description	Promote or Require Site and Building Design Standards to Minimize Erosion Risk
Goal	Prevention Natural Resource Protection
Hazards Addressed	Landslides/Erosion
Local Planning Mechanism	Mayor, City Council, Planning & Zoning Department
Estimated Time Frame for Completion	2018
Estimated Cost	

Funding Source	Local
Priority/Status	High; Replaced Some mitigation actions included in previous Hazard Mitigation Plans have not been completed due to attrition and lack of funding. These mitigation actions have been included in this Hazard Mitigation Plan to be implemented in the future.
Action Description	Remove Existing Buildings and Infrastructure from Erosion Hazard Areas
Goal	Prevention Property Protection Structural Mitigation
Hazards Addressed	Landslides/Erosion
Local Planning Mechanism	Mayor, City Council, Engineering Department, Building Department
Estimated Time Frame for Completion	2025
Estimated Cost	
Funding Source	Local
Priority/Status	Medium; Ongoing
Action Description	Stabilize Erosion Hazard Areas
Goal	Prevention Property Protection Natural Resource Protection Structural Mitigation
Hazards Addressed	Landslides/Erosion
Local Planning Mechanism	Department of Agriculture, Agriculture Extension Agency

Estimated Time Frame for Completion	2025
Estimated Cost	
Funding Source	State/Local
Priority/Status	High; Ongoing
Action Description	Increase Awareness of Erosion Hazards
Goal	Public Education and Awareness
Hazards Addressed	Landslides/Erosion
Local Planning Mechanism	AEMA, Jefferson County EMA, Planning Department
Estimated Time Frame for Completion	Annually
Estimated Cost	
Funding Source	FEMA/State/Local
Priority/Status	High; Yearly; Replaced Erosion hazard awareness is advertised annually via social media and agency websites. This mitigation action has been replaced with a new action in order to streamline the plan and to adopt the “all hazards” approach within mitigation planning and awareness.
Action Description	Map and Assess Vulnerability in Subsidence
Goal	Prevention
Hazards Addressed	Land Subsidence
Local Planning Mechanism	FEMA, AEMA

Estimated Time Frame for Completion	2025
Estimated Cost	
Funding Source	State/Local
Priority/Status	High; Ongoing
Action Description	Manage Development in High-Risk Areas
Goal	Prevention
Hazards Addressed	Land Subsidence
Local Planning Mechanism	Planning Department, Building Department, Mayor, City Council
Estimated Time Frame for Completion	2025
Estimated Cost	
Funding Source	Local
Priority/Status	High; Ongoing
Action Description	Consider Subsidence in Building Design
Goal	Prevention
Hazards Addressed	Land Subsidence
Local Planning Mechanism	Engineering Department

Estimated Time Frame for Completion	2025
Estimated Cost	
Funding Source	Local
Priority/Status	High; Incomplete Some mitigation actions included in previous Hazard Mitigation Plans have not been completed due to attrition and lack of funding. These mitigation actions have been included in this Hazard Mitigation Plan to be implemented in the future.
Action Description	Monitor Subsidence Risk Factors
Goal	Prevention Natural Resource Protection
Hazards Addressed	Land Subsidence
Local Planning Mechanism	USGS, GIS Department
Estimated Time Frame for Completion	Annually
Estimated Cost	
Funding Source	Local
Priority/Status	Low; Yearly
Action Description	Remove Existing Structures from Subsidence Hazard Areas
Goal	Property Protection Structural Mitigation
Hazards Addressed	Land Subsidence

Local Planning Mechanism	Mayor, City Council, Public Works Department
Estimated Time Frame for Completion	2025
Estimated Cost	
Funding Source	Local
Priority/Status	Low; Ongoing

Action Description	Educate Residents About Subsidence
Goal	Public Education and Awareness
Hazards Addressed	Land Subsidence
Local Planning Mechanism	Jefferson County EMA, AEMA, FEMA
Estimated Time Frame for Completion	Annually
Estimated Cost	
Funding Source	FEMA/State/Local
Priority/Status	Low; Yearly; Replaced
	Subsidence hazard awareness is advertised annually via social media, website postings, and partnerships with the media. This mitigation action has been replaced with a new action in order to streamline the plan and to adopt the “all hazards” approach within mitigation planning and awareness.

Action Description	Encourage Construction of Safe Rooms
Goal	Property Protection Structural Mitigation Public Education and Awareness

Hazards Addressed	Tornadoes
Local Planning Mechanism	Jefferson County EMA, FEMA, Engineering Department 1 Completed, 2 in the Planning Stages
Estimated Time Frame for Completion	Ongoing, most of the citizens rely on grant funds to construct safe rooms
Estimated Cost	
Funding Source	Local
Priority/Status	High; Ongoing

Action Description	Require Wind-Resistant Building Techniques
Goal	Prevention Property Protection
Hazards Addressed	Tornadoes
Local Planning Mechanism	Mayor, City Council, Building Department
Estimated Time Frame for Completion	2019
Estimated Cost	
Funding Source	Local
Priority/Status	High; Replaced This mitigation action has been replaced with a new action in order to streamline the plan and to adopt the “all hazards” approach within mitigation planning and awareness.
Action Description	Conduct Tornado Awareness Activities
Goal	Public Education and Awareness
Hazards Addressed	Tornadoes
Local Planning Mechanism	EMA, AEMA, FEMA
Estimated Time Frame for Completion	Annually
Estimated Cost	
Funding Source	Local
Priority/Status	High; Yearly; Replaced Tornado hazard awareness is advertised annually via social media, website postings, and partnerships with the media. This mitigation action has been replaced with a new action in order to streamline the plan and to adopt the “all hazards” approach within mitigation planning and awareness.

Action Description	Map and Assess Vulnerability to Wildfire
Goal	Prevention Property Protection Natural Resource Protection
Hazards Addressed	Wildfires
Local Planning Mechanism	USDA, Fire Districts, GIS Department, Alabama Forestry
Estimated Time Frame for Completion	2020
Estimated Cost	
Funding Source	State/Local
Priority/Status	Medium; Completed Vulnerability to hazards is assessed on an annual basis through open sources data and partnership with Jefferson County EMA. Due to several actions assessing vulnerability, this mitigation action has been replaced with a new action in order to streamline the plan and to adopt the “all hazards” approach within mitigation planning and awareness.
Action Description	Incorporate Wildfire Mitigation in The Comprehensive Plan
Goal	Prevention Property Protection Natural Resource Protection
Hazards Addressed	Wildfires
Local Planning Mechanism	Mayor, City Council, Fire Department, Alabama Forestry
Estimated Time Frame for Completion	Annually
Estimated Cost	
Funding Source	Local

Priority/Status	High; Yearly
-----------------	--------------

Action Description	Reduce Risk Through Land Use Planning
Goal	Prevention
Hazards Addressed	Wildfires
Local Planning Mechanism	Planning Department, Parks & Recreation Department
Estimated Time Frame for Completion	Annually
Estimated Cost	
Funding Source	Local
Priority/Status	High; Yearly
Action Description	Develop A Wildland-Urban Interface Code
Goal	Prevention
Hazards Addressed	Wildfires
Local Planning Mechanism	USDA, Mayor, City Council, Fire Districts, Planning Department, Zoning Department
Estimated Time Frame for Completion	2025
Estimated Cost	
Funding Source	State/Local

Priority/Status	Medium; Incomplete Some mitigation actions included in previous Hazard Mitigation Plans have not been completed due to attrition and lack of funding. These mitigation actions have been included in this Hazard Mitigation Plan to be implemented in the future.
-----------------	--

Action Description	Require or Encourage Fire Resistant Construction
Goal	Prevention Property Protection Structural Mitigation Public Education and Awareness
Hazards Addressed	Wildfires
Local Planning Mechanism	Mayor, City Council, Fire Department, Building Inspectors, City Engineering, Fire Marshal
Estimated Time Frame for Completion	Annually
Estimated Cost	
Funding Source	Local
Priority/Status	Low; Yearly
Action Description	Retrofit At-Risk Structures with Ignition-Resistant Materials
Goal	Prevention Property Protection Structural Mitigation

Hazards Addressed	Wildfires
Local Planning Mechanism	Building Department, Fire Marshal's Office
Estimated Time Frame for Completion	2025
Estimated Cost	
Funding Source	Local
Priority/Status	Low; Ongoing
Action Description	Create Defensible Space Around Structures and Infrastructure
Goal	Prevention Property Protection Natural Resource Protection Structural Mitigation
Hazards Addressed	Wildfires
Local Planning Mechanism	Planning Department, Zoning Department
Estimated Time Frame for Completion	Annually
Estimated Cost	
Funding Source	Local
Priority/Status	High; Yearly

Action Description	Conduct Maintenance to Reduce Risk
Goal	Prevention Property Protection Natural Resource Protection Structural Mitigation
Hazards Addressed	Wildfires
Local Planning Mechanism	Planning Department, Zoning Department, Homeowners Associations
Estimated Time Frame for Completion	Annually
Estimated Cost	
Funding Source	Local
Priority/Status	Medium; Yearly
Action Description	Implement A Fuels Management Program
Goal	Prevention Property Protection Natural Resource Protection
Hazards Addressed	Wildfires
Local Planning Mechanism	State Forestry, Fire Marshal
Estimated Time Frame for Completion	2018
Estimated Cost	
Funding Source	Local

Priority/Status	Medium; Incomplete This action has not been completed due to lack of funding.
-----------------	--

Action Description	Participate in Firewise Program
Goal	Prevention
Hazards Addressed	Wildfires
Local Planning Mechanism	Mayor, City Council, Fire Department, Fire Marshal
Estimated Time Frame for Completion	Annually
Estimated Cost	
Funding Source	Local
Priority/Status	High; Yearly
Action Description	Increase Wildfire Risk Awareness
Goal	Public Education and Awareness
Hazards Addressed	Wildfires
Local Planning Mechanism	State Forestry, Fire Marshal
Estimated Time Frame for Completion	Annually
Estimated Cost	
Funding Source	Local
Priority/Status	High; Yearly; Replaced

Action Description	Educate Property Owners About Wildfire Mitigation Techniques
Goal	Public Education and Awareness
Hazards Addressed	Wildfires
Local Planning Mechanism	Jefferson County EMA, State Forestry, Fire Marshal
Estimated Time Frame for Completion	Annually
Estimated Cost	
Funding Source	FEMA/State/Local
Priority/Status	High; Yearly; Replaced Wildfire mitigation techniques and hazard awareness is advertised annually via social media, website postings, and partnerships with the media. This mitigation action has been replaced with a new action in order to streamline the plan and to adopt the “all hazards” approach within mitigation planning and awareness.
Action Description	Adopt and Enforce Building Codes
Goal	Prevention Property Protection
Hazards Addressed	Winter Storms/Freezes
Local Planning Mechanism	Mayor, City Council, Zoning Department, Building Inspections Department, Fire Marshal’s Office
Estimated Time Frame for Completion	Annually
Estimated Cost	
Funding Source	Local

Priority/Status	High; Yearly; Replaced This mitigation action has been replaced with a new action in order to streamline the plan and to adopt the “all hazards” approach within mitigation planning and awareness.
Action Description	Protect Buildings and Infrastructure
Goal	Prevention Property Protection Structural Mitigation
Hazards Addressed	Winter Storms/Freezes
Local Planning Mechanism	Fire Department
Estimated Time Frame for Completion	Annually
Estimated Cost	
Funding Source	Local
Priority/Status	Medium; Yearly; Replaced This mitigation action has been replaced with a new action in order to streamline the plan and to adopt the “all hazards” approach within mitigation planning and awareness.
Action Description	Protect Power Lines
Goal	Prevention Structural Mitigation
Hazards Addressed	Winter Storms/Freezes
Local Planning Mechanism	Alabama Power
Estimated Time Frame for Completion	Annually and As the Need Arises

Estimated Cost	
Funding Source	Local/Private
Priority/Status	High; Yearly

Action Description	Reduce Impacts to Roadways
Goal	Structural Mitigation
Hazards Addressed	Winter Storms/Freezes
Local Planning Mechanism	Public Works Department, ALDOT
Estimated Time Frame for Completion	Working with Alabama Department of Transportation Annually
Estimated Cost	
Funding Source	Local
Priority/Status	Medium; Yearly; Replaced This mitigation action has been replaced with a new action in order to streamline the plan and to adopt the “all hazards” approach within mitigation planning and awareness.

Action Description	Conduct Winter Weather Risk Awareness Activities
Goal	Public Education and Awareness
Hazards Addressed	Winter Storms/Freezes
Local Planning Mechanism	Homeowners Associations
Estimated Time Frame for Completion	Annually
Estimated Cost	
Funding Source	FEMA/State/Local

Priority/Status	High; Yearly; Replaced Winter Weather risk and hazard awareness is advertised annually via social media, website postings, and partnerships with the media. This mitigation action has been replaced with a new action in order to streamline the plan and to adopt the “all hazards” approach within mitigation planning and awareness.
-----------------	---

Action Description	Assist Vulnerable Populations
Goal	Property Protection Public Education and Awareness
Hazards Addressed	Winter Storms/Freezes
Local Planning Mechanism	Jefferson County Community Development
Estimated Time Frame for Completion	2016
Estimated Cost	
Funding Source	Local/State
Priority/Status	High; Completed Assisting vulnerable populations is done through our volunteer organizations active in disasters ad community groups. This mitigation action has been replaced with a new action in order to streamline the plan and to adopt the “all hazards” approach within mitigation planning and awareness.
Action Description	Reduce Urban Island Heat Effect
Goal	Prevention Property Protection Structural Mitigation
Hazards Addressed	Extreme Temperatures
Local Planning Mechanism	Planning Department, Parks & Recreation Department
Estimated Time Frame for Completion	2025
Estimated Cost	
Funding Source	Local

Priority/Status	Medium; Ongoing
Action Description	Increase Awareness of Extreme Temperature Risk and Safety
Goal	Public Education and Awareness
Hazards Addressed	Extreme Temperatures
Local Planning Mechanism	Jefferson County EMA, AEMA, FEMA
Estimated Time Frame for Completion	Annually
Estimated Cost	
Funding Source	FEMA/State/Local
Priority/Status	High; Yearly; Replaced Extreme Temperature hazard awareness is advertised annually via social media, website postings, and partnerships with the media. This mitigation action has been replaced with a new action in order to streamline the plan and to adopt the “all hazards” approach within mitigation planning and awareness.
Action Description	Assist Vulnerable Populations
Goal	Property Protection Public Education and Awareness
Hazards Addressed	Extreme Temperatures
Local Planning Mechanism	Jefferson County Community Development
Estimated Time Frame for Completion	2016
Estimated Cost	
Funding Source	State/Local

Priority/Status	High; Completed
	Assisting vulnerable populations is done through our volunteer organizations active in disasters and community groups. This mitigation action has been replaced with a new action in order to streamline the plan and to adopt the “all hazards” approach within mitigation planning and awareness.

Action Description	Educate Property Owners About Freezing Pipes
Goal	Public Education and Awareness
Hazards Addressed	Extreme Temperatures
Local Planning Mechanism	Jefferson County EMA, AEMA, FEMA
Estimated Time Frame for Completion	Ongoing; Seasonal
Estimated Cost	
Funding Source	FEMA/State/Local
Priority/Status	Medium; Ongoing; Replaced
	Freezing pipe awareness falls under winter weather hazard awareness, and is advertised annually via social media, website postings, and partnerships with the media. This mitigation action has been replaced with a new action in order to streamline the plan and to adopt the “all hazards” approach within mitigation planning and awareness.
Action Description	Locate Safe Rooms to Minimize Damage
Goal	Property Protection
Hazards Addressed	Hail
Local Planning Mechanism	Homeowner Associations, Jefferson County Community Development
Estimated Time Frame for Completion	2020
Estimated Cost	

Funding Source	Local
Priority/Status	High; Completed
	All county wide saferooms are available via the Jefferson County EMA website. This includes a searchable tool to find the closest safe room near your location.

Action Description	Protect Buildings from Hail Damage
Goal	Prevention Property Protection Structural Mitigation
Hazards Addressed	Hail
Local Planning Mechanism	Building Depts.
Estimated Time Frame for Completion	2025
Estimated Cost	
Funding Source	Local
Priority/Status	Low; Incomplete
Action Description	Increase Hail Risk Awareness
Goal	Public Education and Awareness
Hazards Addressed	Hail
Local Planning Mechanism	Jefferson County EMA, ADEM, FEMA

Estimated Time Frame for Completion	Annually
Estimated Cost	
Funding Source	FEMA/State/Local
Priority/Status	Medium; Yearly; Replace Hail risk and hazard awareness is advertised annually via social media, website postings, and partnerships with the media. This mitigation action has been replaced with a new action in order to streamline the plan and to adopt the “all hazards” approach within mitigation planning and awareness.
Action Description	Map and Assess Vulnerability to Landslides
Goal	Prevention
Hazards Addressed	Landslide
Local Planning Mechanism	USGS, GIS Department, Planning & Building Depts.
Estimated Time Frame for Completion	2025
Estimated Cost	
Funding Source	State/Local
Priority/Status	High; Ongoing
Action Description	Manage Development in Landslide Hazard Areas
Goal	Prevention
Hazards Addressed	Landslide
Local Planning Mechanism	Mayor & Council, Planning Department, Zoning Department

Estimated Time Frame for Completion	2025
Estimated Cost	
Funding Source	State/Local
Priority/Status	High ; Ongoing
Action Description	Prevent Impacts to Roadways
Goal	Prevention Structural Mitigation
Hazards Addressed	Landslide
Local Planning Mechanism	Public Works Department, ALDOT
Estimated Time Frame for Completion	2025
Estimated Cost	
Funding Source	Local
Priority/Status	High; Ongoing
Action Description	Remove Existing Buildings and Infrastructure from Landslide Hazard Areas
Goal	Property Protection Structural Mitigation
Hazards Addressed	Landslide

Local Planning Mechanism	Mayor, City Council, Public Works Department, Building Department
Estimated Time Frame for Completion	2025
Estimated Cost	
Funding Source	Local
Priority/Status	Low; Ongoing

Action Description	Protect Critical Facilities and Equipment
Goal	Property Protection Structural Mitigation
Hazards Addressed	Lightning
Local Planning Mechanism	Alabama Power
Estimated Time Frame for Completion	2020
Estimated Cost	
Funding Source	Private/Local
Priority/Status	High; Yearly; Replaced No action in past five years due to lack of funding. This mitigation action has been replaced with a new action in order to streamline the plan, and to adopt the “all hazards” approach within mitigation planning and awareness.
Action Description	Conduct Lightning Awareness Programs
Goal	Public Education and Awareness
Hazards Addressed	Lightning
Local Planning Mechanism	Jefferson County EMA, AEMA, FEMA
Estimated Time Frame for Completion	Annually
Estimated Cost	
Funding Source	FEMA/State/Local
Priority/Status	High; Yearly; Replaced Lightning hazard awareness is advertised annually via social media, website postings, and partnerships with the media. This mitigation action has been replaced with a new action in order to streamline the plan and to adopt the “all hazards” approach within mitigation planning and awareness.

Action Description	Adopt and Enforce Building Codes
Goal	Prevention Property Protection
Hazards Addressed	Severe Wind
Local Planning Mechanism	Mayor, City Council, Building Department
Estimated Time Frame for Completion	2020
Estimated Cost	
Funding Source	Local
Priority/Status	High; Replaced The previous mitigation plan had adopt and enforce building codes for every individual hazard. A new mitigation action has been developed in order to streamline the plan and to adopt the “all hazards” approach within mitigation planning.
Action Description	Promote or Require Site and Building Design Standards to Minimize Wind Damage
Goal	Prevention Property Protection
Hazards Addressed	Severe Wind
Local Planning Mechanism	Mayor, City Council, Building Department, Engineering Department
Estimated Time Frame for Completion	2025
Estimated Cost	
Funding Source	Local

Priority/Status	High; No action in past five years due to lack of funding.
Action Description	Assess Vulnerability to Severe Wind
Goal	Prevention
Hazards Addressed	Severe Wind
Local Planning Mechanism	Jefferson County EMA, GIS Department, AEMA, FEMA
Estimated Time Frame for Completion	2020
Estimated Cost	
Funding Source	Local
Priority/Status	High; Completed Vulnerability to hazards is assessed on an annual basis through open sources data and partnership with Jefferson County EMA. Due to several actions assessing vulnerability, this mitigation action has been replaced with a new action in order to streamline the plan and to adopt the “all hazards” approach within mitigation planning and awareness.
Action Description	Protect Power Lines and Infrastructure
Goal	Prevention Property Protection Structural Mitigation
Hazards Addressed	Severe Wind
Local Planning Mechanism	Alabama Power
Estimated Time Frame for Completion	2025
Estimated Cost	

Funding Source	Private/Local
Priority/Status	High; Replaced No action in past five years due to lack of funding. This mitigation action has been replaced with a new action in order to streamline the plan, and to adopt the “all hazards” approach within mitigation planning and awareness.
Action Description	Retrofit Residential Buildings
Goal	Prevention Property Protection Structural Mitigation
Hazards Addressed	Severe Wind
Local Planning Mechanism	Homeowners Associations, FEMA, Engineering Department, Building Department
Estimated Time Frame for Completion	2020
Estimated Cost	
Funding Source	Local
Priority/Status	Medium; Incomplete No action in past five years due to lack of funding.
Action Description	Retrofit Public Buildings and Critical Facilities
Goal	Prevention Property Protection Structural Mitigation
Hazards Addressed	Severe Wind
Local Planning Mechanism	FEMA, Engineering Department, Building Department

Estimated Time Frame for Completion	2025
Estimated Cost	
Funding Source	Local
Priority/Status	High; Ongoing

Action Description	Increase Severe Wind Risk Awareness
Goal	Public Education and Awareness
Hazards Addressed	Severe Wind
Local Planning Mechanism	Jefferson County EMA, AEMA, FEMA
Estimated Time Frame for Completion	2017
Estimated Cost	
Funding Source	FEMA/State/Local
Priority/Status	High; Completed; Replaced Severe Wind risk and hazard awareness is advertised annually via social media, website postings, and partnerships with the media. This mitigation action has been replaced with a new action in order to streamline the plan and to adopt the “all hazards” approach within mitigation planning and awareness.

Action Description	Assess Community Risk
Goal	Prevention
Hazards Addressed	Multiple Hazards
Local Planning Mechanism	Jefferson County EMA, GIS Department, FEMA

Estimated Time Frame for Completion	2018
Estimated Cost	
Funding Source	State/Local
Priority/Status	High; Completed

Action Description	Map Community Risk
Goal	Prevention
Hazards Addressed	Multiple Hazards
Local Planning Mechanism	Jefferson County EMA, GIS Department, FEMA
Estimated Time Frame for Completion	2025
Estimated Cost	
Funding Source	FEMA/State/Local
Priority/Status	High; Ongoing
Action Description	Prevent Development in Hazard Areas
Goal	Prevention
Hazards Addressed	Multiple Hazards
Local Planning Mechanism	Mayor, City Council, Building Department, GIS Department
Estimated Time Frame for Completion	2025
Estimated Cost	
Funding Source	Local
Priority/Status	High; Ongoing

Action Description	Adopt Development Regulations in Hazard Areas
Goal	Prevention
Hazards Addressed	Multiple Hazards
Local Planning Mechanism	Mayor, City Council, Planning Department, Zoning Department
Estimated Time Frame for Completion	2025
Estimated Cost	
Funding Source	Local
Priority/Status	High; Ongoing
Action Description	Limit Density in Hazard Areas
Goal	Prevention
Hazards Addressed	Multiple Hazards
Local Planning Mechanism	Mayor, City Council, Planning Department, Zoning Department
Estimated Time Frame for Completion	2025
Estimated Cost	
Funding Source	Local
Priority/Status	High; Ongoing

Action Description	Integrate Mitigation into Local Planning
Goal	Prevention
Hazards Addressed	Multiple Hazards
Local Planning Mechanism	Jefferson County EMA, Mayor, City Council, Planning Department
Estimated Time Frame for Completion	2016
Estimated Cost	
Funding Source	Local
Priority/Status	High; Completed
Action Description	Strengthen Land Use Regulations
Goal	Prevention
Hazards Addressed	Multiple Hazards
Local Planning Mechanism	Mayor, City Council, Planning Department, Zoning Department
Estimated Time Frame for Completion	2025
Estimated Cost	
Funding Source	Local
Priority/Status	High; Incomplete
	No action in past five years due to lack of funding. The time frame for this action has been extended in order to see completion.

Action Description	Adopt and Enforce Building Codes
Goal	Prevention Property Protection
Hazards Addressed	Multiple Hazards
Local Planning Mechanism	Mayor, City Council, Planning Department, Zoning Department, Inspections Office, Fire Marshal's Office
Estimated Time Frame for Completion	2020
Estimated Cost	
Funding Source	Local
Priority/Status	High; Replaced The previous mitigation plan had adopt and enforce building codes for every individual hazard. A new mitigation action has been developed in order to streamline the plan and to adopt the "all hazards" approach within mitigation planning.
Action Description	Create Local Funding Mechanisms for Hazard Mitigation
Goal	Prevention
Hazards Addressed	Multiple Hazards
Local Planning Mechanism	Mayor, City Council, Planning Department, Zoning Department
Estimated Time Frame for Completion	2020
Estimated Cost	
Funding Source	Local
Priority/Status	High; This action has not been completed due to lack of funding.

Action Description	Incentivize Hazard Mitigation
Goal	Prevention
Hazards Addressed	Multiple Hazards
Local Planning Mechanism	Jefferson County EMA, AEMA, FEMA
Estimated Time Frame for Completion	2020
Estimated Cost	
Funding Source	Local
Priority/Status	High; This action has not been completed due to lack of funding.
Action Description	Monitor Mitigation Plan Implementation
Goal	Prevention
Hazards Addressed	Multiple Hazards
Local Planning Mechanism	Jefferson County EMA, Mayor, City Council
Estimated Time Frame for Completion	Annually
Estimated Cost	
Funding Source	Local
Priority/Status	High; Yearly

Action Description	Protect Structures
Goal	Prevention Property Protection Structural Mitigation
Hazards Addressed	Multiple Hazards
Local Planning Mechanism	Fire Department, Planning Department, City Council
Estimated Time Frame for Completion	2025
Estimated Cost	
Funding Source	Local
Priority/Status	High; Ongoing
Action Description	Protect Infrastructure and Critical Facilities
Goal	Property Protection Structural Mitigation
Hazards Addressed	Multiple Hazards
Local Planning Mechanism	Fire Department, Public Works Department
Estimated Time Frame for Completion	2025
Estimated Cost	
Funding Source	Local

Priority/Status	High; Replaced No action in past five years due to lack of funding. This mitigation action has been replaced with a new action in order to streamline the plan, and to adopt the “all hazards” approach within mitigation planning and awareness
Action Description	Increase Hazard Education and Risk Awareness
Goal	Public Education and Awareness
Hazards Addressed	Multiple Hazards
Local Planning Mechanism	Jefferson County EMA, AMEA, FEMA, Mayor, City Council
Estimated Time Frame for Completion	2017
Estimated Cost	
Funding Source	FEMA/State/Local
Priority/Status	High; Completed
Action Description	Improve Household Disaster Preparedness
Goal	Public Education and Awareness
Hazards Addressed	Multiple Hazards
Local Planning Mechanism	Jefferson County EMA, ADEM, FEMA, Mayor, City Council

Estimated Time Frame for Completion	2017
Estimated Cost	
Funding Source	FEMA/State/Local
Priority/Status	High; Completed
Action Description	Promote Private Mitigation Efforts
Goal	Public Education and Awareness
Hazards Addressed	Multiple Hazards
Local Planning Mechanism	Jefferson County EMA, ADEM, FEMA, Mayor, City Council
Estimated Time Frame for Completion	2017
Estimated Cost	
Funding Source	FEMA/State/Local
Priority/Statu	High; Completed
Action Description	Add Outdoor Warning Sirens Inside Municipal Boundary
Goal	Emergency Services Public Education and Awareness
Hazards Addressed	Multiple Hazards

Local Planning Mechanism	Jefferson County Emergency Management Agency, Mayors Office
Estimated Time Frame for Completion	Long Term
Estimated Cost	Unknown
Funding Source	Local/ State/ Federal
Priority/Status	New Action; High
Action Description	Build and/or Purchase Saferooms And Place Inside Municipal Boundary
Goal	Prevention Emergency Services Public Education and Awareness
Hazards Addressed	Multiple Hazards
Local Planning Mechanism	Mayor's Office, Jefferson County EMA
Estimated Time Frame for Completion	Long Term
Estimated Cost	Unknown
Funding Source	Local/State/Federal
Priority/Status	New Action; High
Action Description	Protect and/or Retrofit Critical Facilities and Infrastructure.

Goal	Prevention Property Protection Structural Mitigation
Hazards Addressed	All Hazards
Local Planning Mechanism	Mayor’s Office, Jefferson County EMA
Estimated Time Frame for Completion	Long Term
Estimated Cost	
Funding Source	FEMA/State/Local
Priority/Status	New; High; Yearly The previous mitigation plan had Protect Critical Facilities and Infrastructure for every individual hazard. This mitigation action replaces those actions in order to streamline the plan and to adopt the “all hazards” approach within mitigation planning.
Action Description	Protect and/or Retrofit Utility Infrastructure
Goal	Prevention Property Protection Structural Mitigation
Hazards Addressed	All Hazards
Local Planning Mechanism	Mayor’s Office, Jefferson County EMA
Estimated Time Frame for Completion	Long Term
Estimated Cost	
Funding Source	FEMA/State/Local
Priority/Status	New; High; The previous mitigation plan had Protect and/or Retrofit Utility Infrastructure for every individual hazard. This mitigation action replaces those actions in order to streamline the plan and to adopt the “all hazards” approach within mitigation planning.

Action Description	Assess Vulnerability and Hazard Risk
Goal	Emergency Services Public Education and Awareness Prevention Property Protection Structural Mitigation
Hazards Addressed	Multiple Hazards
Local Planning Mechanism	Jefferson County Emergency Management Agency, Mayors Office
Estimated Time Frame for Completion	Long Term
Estimated Cost	Unknown
Funding Source	Local, State, Federal
Priority/Status	New Action; High
Action Description	Increase Hazard Awareness and Increase Preparedness Within the Home through campaigns, fairs, seminars, direct mailings, materials, public service announcements, and other means of communications
Goal	Emergency Services Public Education and Awareness Prevention
Hazards Addressed	Multiple Hazards
Local Planning Mechanism	Jefferson County Emergency Management Agency, Mayors Office, Fire Department
Estimated Time Frame for Completion	Long Term
Estimated Cost	Unknown
Funding Source	Local, State, Federal
Priority/Status	New; High; Ongoing

Action Description	Adopt and enforce building codes
Goal	Property Protection Structural Mitigation Prevention
Hazards Addressed	Multiple Hazards
Local Planning Mechanism	Jefferson County Emergency Management Agency, Mayors Office, Fire Department, Building Inspection, Engineering Department
Estimated Time Frame for Completion	Long Term
Estimated Cost	Unknown
Funding Source	Local, State, Federal
Priority/Status	New; Medium; Ongoing

Action Description	Assist Vulnerable Populations
Goal	Public Education and Awareness Prevention
Hazards Addressed	Multiple Hazards
Local Planning Mechanism	Jefferson County Emergency Management Agency, Mayors Office, Jefferson County VOAD
Estimated Time Frame for Completion	Long Term
Estimated Cost	Unknown
Funding Source	Local, State and Federal
Priority/Status	New; High; Ongoing

Action Description	Remove Existing buildings and infrastructure from hazard areas
Goal	Property Protection Structural Mitigation Prevention
Hazards Addressed	Multiple Hazards
Local Planning Mechanism	Jefferson County Emergency Management Agency, Mayors Office
Estimated Time Frame for Completion	Long Term
Estimated Cost	Unknown
Funding Source	Local, State, Federal
Priority/Status	New; Medium

Action Description	Reduce impacts to roadways and bridges
Goal	Emergency Services Structural Mitigation Prevention
Hazards Addressed	Multiple Hazards
Local Planning Mechanism	Jefferson County Emergency Management Agency, Mayors Office, Public Works, ALDOT
Estimated Time Frame for Completion	Long Term
Estimated Cost	Unknown
Funding Source	Local, State and Federal
Priority/Status	New; Medium
Action Description	Construct Hazard Resilient Facilities and Infrastructure in order to provide continuity of operations and government.
Goal	Emergency Services Property Protection Structural Mitigation Prevention
Hazards Addressed	Multiple Hazards
Local Planning Mechanism	Jefferson County Emergency Management Agency
Estimated Time Frame for Completion	Long Term
Estimated Cost	Unknown
Funding Source	Local, State and Federal
Priority/Status	New; Low

Gardendale's Mitigation Action Plan	
Action Description	Hazard Awareness Weeks
Goal	Public Education and Awareness
Hazards Addressed	All Hazards
Local Planning Mechanism	Fire Department, Inspections Department
Estimated Time Frame for Completion	Annually
Estimated Cost	
Funding Source	Local
Priority/Status	High; Yearly; Replaced Hazard awareness weeks are advertised via social media and websites in partnership with the Jefferson County EMA. This mitigation action has been replaced with a new action in order to streamline the plan and to adopt the “all hazards” approach within mitigation planning and awareness.

Action Description	Preparedness Handbooks, Brochures. Distribution of Severe Weather Guides, Homeowner's Retrofit Guide, Etc.
Goal	Public Education and Awareness
Hazards Addressed	All Hazards
Local Planning Mechanism	Fire Department, Fox6 (Weather Radio Day)
Estimated Time Frame for Completion	Seasonal
Estimated Cost	
Funding Source	Local
Priority/Status	High; Yearly; Replaced Brochures and information are provided to the public in various ways via the agency website, social media, and public engagement events. This mitigation action has been replaced with a new action in order to streamline the plan and to adopt the "all hazards" approach within mitigation planning and awareness.

Action Description	Regular Newspaper Articles.
Goal	Public Education and Awareness
Hazards Addressed	All Hazards
Local Planning Mechanism	Mayor's Office, Jefferson County EMA
Estimated Time Frame for Completion	Quarterly news letters
Estimated Cost	
Funding Source	Local

Priority/Status	Low; Yearly No action in past five years due to lack of funding.
Action Description	Emergency Preparedness Education Programs for Schools.
Goal	Public Education and Awareness
Hazards Addressed	All Hazards
Local Planning Mechanism	Fire Department, Fire Marshal
Estimated Time Frame for Completion	Ongoing, Annually September
Estimated Cost	No Additional Cost
Funding Source	Local
Priority/Status	High; Yearly

Action Description	Drills, Exercises in Homes, Workplaces, Classrooms, Etc.
Goal	Public Education and Awareness
Hazards Addressed	All Hazards
Local Planning Mechanism	Fire Department, Fire Marshal
Estimated Time Frame for Completion	Ongoing, Semi-Annually
Estimated Cost	No Additional Cost
Funding Source	Local
Priority/Status	High; Yearly These activities are encouraged through awareness weeks, via social media and agency websites. These activities are also required to occur within the jurisdictional school system

Action Description	Everbridge Emergency Alert Notifications
Goal	Emergency Services Public Education and Awareness
Hazards Addressed	All Hazards
Local Planning Mechanism	Jefferson County EMA, Police, Fire
Estimated Time Frame for Completion	Quarterly Drill with Mayors, Police Chiefs, And County Commissioners
Estimated Cost	No Additional Cost
Funding Source	Local
Priority/Status	High; Yearly

Action Description	Public Service Announcements.
Goal	Public Education and Awareness
Hazards Addressed	All Hazards
Local Planning Mechanism	City Web Site, Social Media, Police, Fire
Estimated Time Frame for Completion	Ongoing
Estimated Cost	No Additional Cost
Funding Source	Local
Priority/Status	High; Ongoing
Action Description	Hazard “Safety Fairs”.
Goal	Public Education and Awareness
Hazards Addressed	All Hazards
Local Planning Mechanism	Fire Department (October – Fire Prevention Month), Inspections Department (May – Building Safety Month)
Estimated Time Frame for Completion	Booths Set Up at Different Public Events Annually
Estimated Cost	No Additional Cost
Funding Source	Local
Priority/Status	High; Ongoing; Replaced These events occur annually, via visits to schools, community events, community groups and our large annual event also known as “Be Ready Day.” This mitigation action has been replaced with a new action in order to streamline the plan and to adopt the “all hazards” approach within mitigation planning and awareness.

Action Description	Hazard Conferences, Seminars.
Goal	Public Education and Awareness
Hazards Addressed	All Hazards
Local Planning Mechanism	Fire Department, Police Department
Estimated Time Frame for Completion	Ongoing, Send Out Training Information Using Local News and Community Flyers.
Estimated Cost	
Funding Source	Local
Priority/Status	High; Ongoing; Replaced No action in past five years due to lack of funding. This mitigation action has been replaced with a new action in order to streamline the plan and to adopt the “all hazards” approach within mitigation planning and awareness.
Action Description	Direct Mailings
Goal	Public Education and Awareness
Hazards Addressed	All Hazards
Local Planning Mechanism	City Hall
Estimated Time Frame for Completion	Annually, Mail Surveys Out to Update Hazard Mitigation Information
Estimated Cost	
Funding Source	Local
Priority/Status	Low; Yearly

Action Description	Utility Bill Inserts.
Goal	Public Education and Awareness
Hazards Addressed	All Hazards
Local Planning Mechanism	City Hall
Estimated Time Frame for Completion	2025
Estimated Cost	
Funding Source	Local
Priority/Status	Low; Incomplete This action hasn't been completed in the last five years due to the lack of funding. Time frame has been extended to ensure completion.
Action Description	Annual Correspondence with Residents Reminding Them of The Need to Be Hazard Prepared.
Goal	Public Education and Awareness
Hazards Addressed	All Hazards
Local Planning Mechanism	Fire Department, Police Department, Social Media (City)
Estimated Time Frame for Completion	Annually
Estimated Cost	
Funding Source	Local
Priority/Status	High; Yearly; Replaced Correspondence has been amplified via the use of social media platforms, and news media partnerships. This mitigation action has been replaced with a new action in order to streamline the plan and to adopt the "all hazards" approach within mitigation planning and awareness.

Action Description	Assess Vulnerability to Drought Risk
Goal	Prevention Natural Resource Protection
Hazards Addressed	Drought
Local Planning Mechanism	Public Works
Estimated Time Frame for Completion	2020
Estimated Cost	
Funding Source	Local
Priority/Status	Low; Completed
Action Description	Monitor Drought Conditions
Goal	Prevention Natural Resource Protection
Hazards Addressed	Droughts
Local Planning Mechanism	Public Works
Estimated Time Frame for Completion	Seasonally
Estimated Cost	
Funding Source	Local

Priority/Status	Medium; Yearly
Action Description	Plan for Drought
Goal	Prevention Natural Resource Protection
Hazards Addressed	Drought
Local Planning Mechanism	Public Works
Estimated Time Frame for Completion	2020
Estimated Cost	
Funding Source	Local
Priority/Status	Medium; Completed Drought planning is done annually in partnership with the EMA.
Action Description	Require Water Conservation During Drought Conditions.
Goal	Prevention Natural Resource Protection
Hazards Addressed	Drought
Local Planning Mechanism	Public Works
Estimated Time Frame for Completion	Annually
Estimated Cost	

Funding Source	Local
Priority/Status	Medium; Yearly
Action Description	Enhance Landscaping and Design Measures
Goal	Natural Resource Protection
Hazards Addressed	Drought
Local Planning Mechanism	Public Works, Street Department
Estimated Time Frame for Completion	2025
Estimated Cost	
Funding Source	Local
Priority/Status	Low; Ongoing
Action Description	Educate Residents on Water Saving Techniques.
Goal	Natural Resource Protection Public Education and Awareness
Hazards Addressed	Drought
Local Planning Mechanism	Jefferson County EMA, Mayor's Office, Fire
Estimated Time Frame for Completion	Semi-Annually

Estimated Cost	
Funding Source	Local
Priority/Status	Low; Yearly; Replaced
	Water saving techniques are broadcasted and amplified when extended periods of low to no precipitation occurs. This information is published via social media, website, meetings and local partnerships with news media. This mitigation action has been replaced with a new action in order to streamline the plan and to adopt the “all hazards” approach within mitigation planning and awareness.
Action Description	Adopt and Enforce Building Codes.
Goal	Prevention Property Protection
Hazards Addressed	Earthquakes
Local Planning Mechanism	Building Inspections, Fire Marshal
Estimated Time Frame for Completion	2020
Estimated Cost	
Funding Source	FEMA/State/Local
Priority/Status	High; Replaced
	The previous mitigation plan had adopt and enforce building codes for every individual hazard. . This mitigation action has been replaced with a new action in order to streamline the plan and to adopt the “all hazards” approach within mitigation planning and awareness.
Action Description	Incorporate Earthquake Mitigation into Local Planning.
Goal	Prevention
Hazards Addressed	Earthquakes
Local Planning Mechanism	City Council, City Services

Estimated Time Frame for Completion	Annually
Estimated Cost	
Funding Source	FEMA/State/Local/Other
Priority/Status	Low; Yearly
Action Description	Conduct Inspections of Building Safety.
Goal	Prevention Property Protection
Hazards Addressed	Earthquakes
Local Planning Mechanism	Building Inspections, Fire Marshal, Fire Department
Estimated Time Frame for Completion	2025
Estimated Cost	
Funding Source	Local
Priority/Status	High; Ongoing This action has not been completed due to lack of funding. Though inspections are completed annually, the timeframe and status has changed to improve the inspection process as well as maintain prior inspections.
Action Description	Protect Critical Facilities and Infrastructure.
Goal	Property Protection Structural Mitigation
Hazards Addressed	Earthquakes

Local Planning Mechanism	Building Department, Fire Department, Police Department
Estimated Time Frame for Completion	Ongoing, Annually
Estimated Cost	
Funding Source	FEMA/State/Local
Priority/Status	Medium; Yearly; Replaced The previous mitigation plan had Protect Critical Facilities and Infrastructure for every individual hazard. Another mitigation action replaces this current action in order to streamline the plan and to adopt the “all hazards” approach within mitigation planning.
Action Description	Implement Structural Mitigation Techniques.
Goal	Structural Mitigation
Hazards Addressed	Earthquakes
Local Planning Mechanism	Building Inspections, Fire Marshal
Estimated Time Frame for Completion	2025
Estimated Cost	
Funding Source	Local
Priority/Status	High: Completed This action has not been completed due to lack of funding. The timeframe on this action has been extended to ensure completion.
Action Description	Conduct Outreach to Builders, Architects, Engineers, And Inspectors.
Goal	Prevention Public Education and Awareness

Hazards Addressed	Earthquakes
Local Planning Mechanism	Building Inspections, Fire Marshall, Public Works
Estimated Time Frame for Completion	Long Term
Estimated Cost	
Funding Source	Local
Priority/Status	Medium; Ongoing Partnerships and outreach needs to be an ongoing effort, rather than a time constraining goal. Due to that, the time frame has been extended as this is a goal that needs to be improved and then maintained.
Action Description	Provide Information on Structural and Non-Structural Retrofitting.
Goal	Property Protection Structural Mitigation Public Education and Awareness
Hazards Addressed	Earthquakes
Local Planning Mechanism	Building Department
Estimated Time Frame for Completion	2020
Estimated Cost	
Funding Source	Local
Priority/Status	Medium; Completed; Replaced This mitigation action has been replaced with a new action in order to streamline the plan and to adopt the “all hazards” approach within mitigation planning and awareness.
Action Description	Incorporate Flood Mitigation in Local Planning

Goal	Prevention
Hazards Addressed	Flooding
Local Planning Mechanism	City Council, City Services
Estimated Time Frame for Completion	Annually
Estimated Cost	
Funding Source	Local
Priority/Status	Low; Yearly
Action Description	Form Partnerships to Support Floodplain Management.
Goal	Prevention Property Protection Natural Resource Protection
Hazards Addressed	Flooding
Local Planning Mechanism	Public Works, Mayor, City Council
Estimated Time Frame for Completion	Annually
Estimated Cost	
Funding Source	Local
Priority/Status	Low; Yearly

Action Description	Limit or Restrict Development in Floodplain Areas.
Goal	Prevention Property Protection Natural Resource Protection
Hazards Addressed	Flooding
Local Planning Mechanism	Building Inspections
Estimated Time Frame for Completion	2025
Estimated Cost	
Funding Source	Local
Priority/Status	Low; Ongoing
Action Description	Adopt and Enforce Building Codes and Development Standards.
Goal	Prevention Property Protection Structural Mitigation
Hazards Addressed	Flooding
Local Planning Mechanism	Building Inspections, Public Works, Street Department
Estimated Time Frame for Completion	2020
Estimated Cost	
Funding Source	Local

Priority/Status	High; Replaced The previous mitigation plan had adopt and enforce building codes for every individual hazard. A new mitigation action has been developed in order to streamline the plan and to adopt the “all hazards” approach within mitigation planning.
Action Description	Improve Stormwater Management Planning.
Goal	Prevention Property Protection Natural Resource Protection
Hazards Addressed	Flooding
Local Planning Mechanism	Public Works, Building Department
Estimated Time Frame for Completion	Annually
Estimated Cost	
Funding Source	FEMA/State/Local
Priority/Status	High; Yearly
Action Description	Adopt Policies to Reduce Stormwater Runoff.
Goal	Prevention Property Protection Natural Resource Protection Structural Mitigation
Hazards Addressed	Flooding
Local Planning Mechanism	Public Works, Building Department

Estimated Time Frame for Completion	2025
Estimated Cost	No Additional Cost
Funding Source	Local
Priority/Status	High; This action has not been completed. The time frame for the action has been extended in order to ensure completion
Action Description	Improve Flood Risk Assessment.
Goal	Prevention
Hazards Addressed	Flooding
Local Planning Mechanism	Public Works, Building Department
Estimated Time Frame for Completion	2025
Estimated Cost	
Funding Source	Local
Priority/Status	High; This action has not been completed. The time frame for the action has been extended in order to ensure completion
Action Description	Join or Improve Compliance With NFIP
Goal	Prevention
Hazards Addressed	Flooding
Local Planning Mechanism	Mayor, City Council

Estimated Time Frame for Completion	Annually
Estimated Cost	
Funding Source	Local
Priority/Status	High; Yearly
Action Description	Manage the Floodplain Beyond Minimum Requirements.
Goal	Prevention Property Protection Natural Resource Protection
Hazards Addressed	Flooding
Local Planning Mechanism	Street Department, Public Works
Estimated Time Frame for Completion	2025
Estimated Cost	
Funding Source	Local
Priority/Status	Medium; Completed This action has not been completed due to lack of funding. The time frame for the action has been extended to ensure completion.
Action Description	Participate in CRS
Goal	Prevention
Hazards Addressed	Flooding
Local Planning Mechanism	Building Inspections, Public Works

Estimated Time Frame for Completion	2025
Estimated Cost	
Funding Source	Local
Priority/Status	Medium; Incomplete This action has not been completed due to lack of funding. The time frame for the action has been extended to ensure completion.
Action Description	Establish Local Funding Mechanisms for Flood Mitigation.
Goal	Prevention Property Protection Natural Resource Protection Structural Mitigation
Hazards Addressed	Flooding
Local Planning Mechanism	Mayor, City Council
Estimated Time Frame for Completion	2030
Estimated Cost	
Funding Source	Local
Priority/Status	Medium; This action has not been completed due to lack of funding. The time frame for the action has been extended to ensure completion.

Action Description	Remove Existing Structures from Flood Hazard Areas
Goal	Prevention Property Protection
Hazards Addressed	Flooding
Local Planning Mechanism	Building Department, Public Works
Estimated Time Frame for Completion	2025
Estimated Cost	
Funding Source	Local
Priority/Status	Medium; Ongoing
Action Description	Improve Stormwater Drainage System Capacity.
Goal	Property Protection Structural Mitigation
Hazards Addressed	Flooding
Local Planning Mechanism	Public Works, Building Department
Estimated Time Frame for Completion	2025
Estimated Cost	
Funding Source	Local
Priority/Status	High; Ongoing

Action Description	Conduct Regular Maintenance of Drainage Systems and Flood Control Structures
Goal	Property Protection Natural Resource Protection Structural Mitigation
Hazards Addressed	Flooding
Local Planning Mechanism	Public Works
Estimated Time Frame for Completion	Annually
Estimated Cost	
Funding Source	Local
Priority/Status	High; Ongoing Due to the importance of this action, this action will need to be maintained on an annual basis. The changes have been reflected within the action.
Action Description	Elevate or Retrofit Structures and Utilities
Goal	Prevention Property Protection Structural Mitigation
Hazards Addressed	Flooding
Local Planning Mechanism	Public Works
Estimated Time Frame for Completion	2025
Estimated Cost	
Funding Source	Local

Priority/Status	Medium; Ongoing
Action Description	Floodproof Residential and Non-Residential Structures
Goal	Prevention Property Protection Structural Mitigation
Hazards Addressed	Flooding
Local Planning Mechanism	Building Department
Estimated Time Frame for Completion	2025
Estimated Cost	
Funding Source	Local
Priority/Status	Medium; Ongoing
Action Description	Protect Infrastructure
Goal	Prevention Property Protection Structural Mitigation
Hazards Addressed	Flooding
Local Planning Mechanism	Fire Department, Public Works, Building Department

Estimated Time Frame for Completion	Annually
Estimated Cost	
Funding Source	Local
Priority/Status	High; Yearly; Replaced The previous mitigation plan had Protect Critical Facilities and Infrastructure for every individual hazard. Another mitigation action replaces this current action in order to streamline the plan and to adopt the “all hazards” approach within mitigation planning.
Action Description	Protect Critical Facilities.
Goal	Prevention Property Protection Structural Mitigation
Hazards Addressed	Flooding
Local Planning Mechanism	Police Department
Estimated Time Frame for Completion	Annually
Estimated Cost	
Funding Source	State/Local
Priority/Status	High; Yearly; Replaced This mitigation action has been replaced with a new action in order to streamline the plan, and to adopt the “all hazards” approach within mitigation planning and awareness.
Action Description	Construct Flood Control Measures.
Goal	Prevention
Hazards Addressed	Flooding

Local Planning Mechanism	Public Works, Building Department
Estimated Time Frame for Completion	2025
Estimated Cost	
Funding Source	Local
Priority/Status	Low; Ongoing
Action Description	Protect and Restore Natural Flood Mitigation Features
Goal	Natural Resource Protection Structural Mitigation
Hazards Addressed	Flooding
Local Planning Mechanism	Public Works
Estimated Time Frame for Completion	2025
Estimated Cost	
Funding Source	State/Local
Priority/Status	Low; Ongoing
Action Description	Preserve Floodplains as Open Space.
Goal	Prevention Natural Resource Protection

Hazards Addressed	Flooding
Local Planning Mechanism	Public Works, Park and Rec
Estimated Time Frame for Completion	2025
Estimated Cost	
Funding Source	Local
Priority/Status	Low; Ongoing
Action Description	Increase Awareness of Flood Risk and Safety
Goal	Public Education and Awareness
Hazards Addressed	Flooding
Local Planning Mechanism	Public Works
Estimated Time Frame for Completion	Annually
Estimated Cost	
Funding Source	Local
Priority/Status	Low; Yearly; Replaced
	Flood Risk and Safety is advertised via social media and websites, as well as through partnerships with local media. This mitigation action has been replaced with a new action in order to streamline the plan and to adopt the “all hazards” approach within mitigation planning and awareness.
Action Description	Educate Property Owners About Flood Mitigation Techniques

Goal	Public Education and Awareness
Hazards Addressed	Flooding
Local Planning Mechanism	Building Department
Estimated Time Frame for Completion	Annually
Estimated Cost	
Funding Source	Local
Priority/Status	Medium; Yearly; Replaced Flood Risk and Safety is advertised via social media and websites, as well as through partnerships with local media. This mitigation action has been replaced with a new action in order to streamline the plan and to adopt the “all hazards” approach within mitigation planning and awareness.
Action Description	Map and Assess Vulnerability to Erosion
Goal	Prevention
Hazards Addressed	Landslides/Erosion
Local Planning Mechanism	Building Inspections, Public Works, Street Department
Estimated Time Frame for Completion	2025
Estimated Cost	
Funding Source	State/Local
Priority/Status	High; Ongoing
Action Description	Manage Development in Erosion Hazard Areas

Goal	Prevention
Hazards Addressed	Landslides/Erosion
Local Planning Mechanism	Building Inspections, Public Works, Street Department
Estimated Time Frame for Completion	2025
Estimated Cost	
Funding Source	Local
Priority/Status	Medium; Ongoing
Action Description	Promote or Require Site and Building Design Standards to Minimize Erosion Risk
Goal	Prevention Natural Resource Protection
Hazards Addressed	Landslides/Erosion
Local Planning Mechanism	Building Inspections, Public Works, Street Department
Estimated Time Frame for Completion	2018
Estimated Cost	
Funding Source	Local
Priority/Status	High; Some mitigation actions included in previous Hazard Mitigation Plans have not been completed due to attrition and lack of funding. These mitigation actions have been included in this Hazard Mitigation Plan to be implemented in the future.

Action Description	Remove Existing Buildings and Infrastructure from Erosion Hazard Areas
Goal	Prevention Property Protection Structural Mitigation
Hazards Addressed	Landslides/Erosion
Local Planning Mechanism	Building Inspections
Estimated Time Frame for Completion	2025
Estimated Cost	
Funding Source	Local
Priority/Status	Low; Ongoing
Action Description	Stabilize Erosion Hazard Areas
Goal	Prevention Property Protection Natural Resource Protection Structural Mitigation
Hazards Addressed	Landslides/Erosion
Local Planning Mechanism	Public Works, Street Department
Estimated Time Frame for Completion	2025
Estimated Cost	
Funding Source	Local

Priority/Status	Low; Ongoing
Action Description	Increase Awareness of Erosion Hazards
Goal	Public Education and Awareness
Hazards Addressed	Landslides/Erosion
Local Planning Mechanism	Public Works, Street Department
Estimated Time Frame for Completion	Annually
Estimated Cost	
Funding Source	Local
Priority/Status	Low; Yearly; Replaced
	Erosion hazard awareness is advertised annually via social media and agency websites. This mitigation action has been replaced with a new action in order to streamline the plan and to adopt the “all hazards” approach within mitigation planning and awareness.
Action Description	Map and Assess Vulnerability in Subsidence
Goal	Prevention
Hazards Addressed	Land Subsidence
Local Planning Mechanism	Building Inspections, Public Works, Street Department
Estimated Time Frame for Completion	2025
Estimated Cost	
Funding Source	Local

Priority/Status	High; Ongoing
Action Description	Manage Development in High-Risk Areas
Goal	Prevention
Hazards Addressed	Land Subsidence
Local Planning Mechanism	Building Inspections, Public Works
Estimated Time Frame for Completion	2025
Estimated Cost	
Funding Source	Local
Priority/Status	Medium; Ongoing
Action Description	Consider Subsidence in Building Design
Goal	Prevention
Hazards Addressed	Land Subsidence
Local Planning Mechanism	Building Inspections
Estimated Time Frame for Completion	2025
Estimated Cost	
Funding Source	Local

Priority/Status	Medium; Incomplete Some mitigation actions included in previous Hazard Mitigation Plans have not been completed due to attrition and lack of funding. These mitigation actions have been included in this Hazard Mitigation Plan to be implemented in the future.
Action Description	Monitor Subsidence Risk Factors
Goal	Prevention Natural Resource Protection
Hazards Addressed	Land Subsidence
Local Planning Mechanism	Building Inspections
Estimated Time Frame for Completion	Annually
Estimated Cost	
Funding Source	Local
Priority/Status	Medium; Yearly
Action Description	Remove Existing Structures from Subsidence Hazard Areas
Goal	Property Protection Structural Mitigation
Hazards Addressed	Land Subsidence
Local Planning Mechanism	Building Inspections
Estimated Time Frame for Completion	2025

Estimated Cost	
Funding Source	Local
Priority/Status	Low; Ongoing

Action Description	Educate Residents About Subsidence
Goal	Public Education and Awareness
Hazards Addressed	Land Subsidence
Local Planning Mechanism	Building Inspections, Public Works, Street Department
Estimated Time Frame for Completion	Annually
Estimated Cost	
Funding Source	Local
Priority/Status	Low; Yearly; Replaced
	Subsidence hazard awareness is advertised annually via social media, website postings, and partnerships with the media. This mitigation action has been replaced with a new action in order to streamline the plan and to adopt the “all hazards” approach within mitigation planning and awareness.

Action Description	Encourage Construction of Safe Rooms
Goal	Property Protection Structural Mitigation Public Education and Awareness
Hazards Addressed	Tornadoes
Local Planning Mechanism	Fire Department

Estimated Time Frame for Completion	Ongoing, most of the citizens rely on grant funds to construct safe rooms, some of the citizens have been listed on the wait list.
Estimated Cost	
Funding Source	FEMA/State/Local
Priority/Status	High; Ongoing
Action Description	Require Wind-Resistant Building Techniques
Goal	Prevention Property Protection
Hazards Addressed	Tornadoes
Local Planning Mechanism	Building Inspections
Estimated Time Frame for Completion	2019
Estimated Cost	
Funding Source	State/Local
Priority/Status	High; Incomplete This mitigation action has been replaced with a new action in order to streamline the plan and to adopt the “all hazards” approach within mitigation planning and awareness.
Action Description	Conduct Tornado Awareness Activities
Goal	Public Education and Awareness
Hazards Addressed	Tornadoes

Local Planning Mechanism	Fire Department, School Systems
Estimated Time Frame for Completion	Ongoing, Annually
Estimated Cost	
Funding Source	FEMA/Local
Priority/Status	High; Ongoing; Replaced Tornado hazard awareness is advertised annually via social media, website postings, and partnerships with the media. This mitigation action has been replaced with a new action in order to streamline the plan and to adopt the “all hazards” approach within mitigation planning and awareness.
Action Description	Map and Assess Vulnerability to Wildfire
Goal	Prevention Property Protection Natural Resource Protection
Hazards Addressed	Wildfires
Local Planning Mechanism	Fire Department
Estimated Time Frame for Completion	2020
Estimated Cost	
Funding Source	Local
Priority/Status	High; Completed Vulnerability to hazards is assessed on an annual basis through open sources data and partnership with Jefferson County EMA. Due to several actions assessing vulnerability, this mitigation action has been replaced with a new action in order to streamline the plan and to adopt the “all hazards” approach within mitigation planning and awareness.
Action Description	Incorporate Wildfire Mitigation in The Comprehensive Plan

Goal	Prevention Property Protection Natural Resource Protection
Hazards Addressed	Wildfires
Local Planning Mechanism	Fire, Mayor, City Council
Estimated Time Frame for Completion	Annually
Estimated Cost	
Funding Source	Local
Priority/Status	High; Yearly
Action Description	Reduce Risk Through Land Use Planning
Goal	Prevention
Hazards Addressed	Wildfires
Local Planning Mechanism	Building Inspections, Public Works, Fire Department
Estimated Time Frame for Completion	Annually

Estimated Cost	
Funding Source	Local
Priority/Status	Low; Yearly
Action Description	Develop A Wildland-Urban Interface Code
Goal	Prevention
Hazards Addressed	Wildfires
Local Planning Mechanism	Fire, Mayor, City Council
Estimated Time Frame for Completion	2018
Estimated Cost	
Funding Source	FEMA/State/Local
Priority/Status	Low; Incomplete
	Some mitigation actions included in previous Hazard Mitigation Plans have not been completed due to attrition and lack of funding. These mitigation actions have been included in this Hazard Mitigation Plan to be implemented in the future.
Action Description	Require or Encourage Fire Resistant Construction
Goal	Prevention Property Protection Structural Mitigation Public Education and Awareness
Hazards Addressed	Wildfires
Local Planning Mechanism	Building Inspections, Fire Department

Estimated Time Frame for Completion	Annually
Estimated Cost	
Funding Source	FEMA/State/Local
Priority/Status	Low; Yearly
Action Description	Retrofit At-Risk Structures with Ignition-Resistant Materials
Goal	Prevention Property Protection Structural Mitigation
Hazards Addressed	Wildfires
Local Planning Mechanism	Building Inspections
Estimated Time Frame for Completion	2025
Estimated Cost	
Funding Source	Local
Priority/Status	Low; Ongoing
Action Description	Create Defensible Space Around Structures and Infrastructure
Goal	Prevention Property Protection Natural Resource Protection Structural Mitigation

Hazards Addressed	Wildfires
Local Planning Mechanism	Building Inspections, Fire Department
Estimated Time Frame for Completion	Annually
Estimated Cost	
Funding Source	FEMA/State/Local
Priority/Status	Low; Yearly
Action Description	Conduct Maintenance to Reduce Risk
Goal	Prevention Property Protection Natural Resource Protection Structural Mitigation
Hazards Addressed	Wildfires
Local Planning Mechanism	Public Works, Street Department
Estimated Time Frame for Completion	Annually
Estimated Cost	
Funding Source	Local
Priority/Status	Low; Yearly

Action Description	Implement A Fuels Management Program
Goal	Prevention Property Protection Natural Resource Protection
Hazards Addressed	Wildfires
Local Planning Mechanism	Fire, Mayor, City Council
Estimated Time Frame for Completion	2018
Estimated Cost	
Funding Source	Local
Priority/Status	Low; Incomplete This action has not been completed due to lack of funding.
Action Description	Increase Wildfire Risk Awareness
Goal	Public Education and Awareness
Hazards Addressed	Wildfires
Local Planning Mechanism	Fire Department
Estimated Time Frame for Completion	Annually
Estimated Cost	
Funding Source	Local
Priority/Status	Low; Yearly; Replaced

Action Description	Educate Property Owners About Wildfire Mitigation Techniques
Goal	Public Education and Awareness
Hazards Addressed	Wildfires
Local Planning Mechanism	Fire Department
Estimated Time Frame for Completion	Annually
Estimated Cost	
Funding Source	Local
Priority/Status	High; Yearly; Replaced Wildfire mitigation techniques and hazard awareness is advertised annually via social media, website postings, and partnerships with the media. This mitigation action has been replaced with a new action in order to streamline the plan and to adopt the “all hazards” approach within mitigation planning and awareness.
Action Description	Adopt and Enforce Building Codes
Goal	Prevention Property Protection
Hazards Addressed	Winter Storms/Freezes
Local Planning Mechanism	Building Inspections, Fire Department
Estimated Time Frame for Completion	Annually
Estimated Cost	
Funding Source	Local
Priority/Status	High; Yearly; Replaced The previous mitigation plan had adopt and enforce building codes for every individual hazard. A new mitigation action has been developed in order to streamline the plan and to adopt the “all hazards” approach within mitigation planning.

Action Description	Protect Buildings and Infrastructure
Goal	Prevention Property Protection Structural Mitigation
Hazards Addressed	Winter Storms/Freezes
Local Planning Mechanism	Fire Department
Estimated Time Frame for Completion	Annually
Estimated Cost	
Funding Source	Local
Priority/Status	High; Yearly; Replaced This mitigation action has been replaced with a new action in order to streamline the plan and to adopt the “all hazards” approach within mitigation planning and awareness.
Action Description	Protect Power Lines
Goal	Prevention Structural Mitigation
Hazards Addressed	Winter Storms/Freezes
Local Planning Mechanism	Fire Department
Estimated Time Frame for Completion	Annually and As the Need Arises
Estimated Cost	
Funding Source	Private

Priority/Status	High; Yearly; Replaced This mitigation action has been replaced with a new action in order to streamline the plan and to adopt the “all hazards” approach within mitigation planning and awareness.
Action Description	Reduce Impacts to Roadways
Goal	Structural Mitigation
Hazards Addressed	Winter Storms/Freezes
Local Planning Mechanism	Fire Department
Estimated Time Frame for Completion	Working with Alabama Department of Transportation
Estimated Cost	
Funding Source	Local/State
Priority/Status	High; Replaced This mitigation action has been replaced with a new action in order to streamline the plan and to adopt the “all hazards” approach within mitigation planning and awareness.
Action Description	Conduct Winter Weather Risk Awareness Activities
Goal	Public Education and Awareness
Hazards Addressed	Winter Storms/Freezes
Local Planning Mechanism	Fire Department, Mayor’s Office
Estimated Time Frame for Completion	Annually
Estimated Cost	No Additional Cost

Funding Source	Local
Priority/Status	Medium; Yearly; Replaced Winter Weather risk and hazard awareness is advertised annually via social media, website postings, and partnerships with the media. This mitigation action has been replaced with a new action in order to streamline the plan and to adopt the “all hazards” approach within mitigation planning and awareness.
Action Description	Assist Vulnerable Populations
Goal	Property Protection Public Education and Awareness
Hazards Addressed	Winter Storms/Freezes
Local Planning Mechanism	Mayor’s Office, Fire Department, Police Department
Estimated Time Frame for Completion	2016
Estimated Cost	
Funding Source	Local/State
Priority/Status	Medium; Completed Assisting vulnerable populations is done through our volunteer organizations active in disasters ad community groups. This mitigation action has been replaced with a new action in order to streamline the plan and to adopt the “all hazards” approach within mitigation planning and awareness.
Action Description	Reduce Urban Island Heat Effect
Goal	Prevention Property Protection Structural Mitigation
Hazards Addressed	Extreme Temperatures
Local Planning Mechanism	Mayor’s Office

Estimated Time Frame for Completion	2025
Estimated Cost	
Funding Source	FEMA/Private
Priority/Status	Low; Ongoing
Action Description	Increase Awareness of Extreme Temperature Risk and Safety
Goal	Public Education and Awareness
Hazards Addressed	Extreme Temperatures
Local Planning Mechanism	Fire Department
Estimated Time Frame for Completion	Annually
Estimated Cost	No Additional Cost
Funding Source	Local/Private
Priority/Status	Low; Yearly; Replaced
	Extreme Temperature hazard awareness is advertised annually via social media, website postings, and partnerships with the media. This mitigation action has been replaced with a new action in order to streamline the plan and to adopt the “all hazards” approach within mitigation planning and awareness.
Action Description	Assist Vulnerable Populations
Goal	Property Protection Public Education and Awareness
Hazards Addressed	Extreme Temperatures
Local Planning Mechanism	Mayor’s Office

Estimated Time Frame for Completion	2016
Estimated Cost	
Funding Source	FEMA/State/Local
Priority/Status	Low; Completed; Replaced Assisting vulnerable populations is done through our volunteer organizations active in disasters ad community groups. This mitigation action has been replaced with a new action in order to streamline the plan and to adopt the “all hazards” approach within mitigation planning and awareness.
Action Description	Educate Property Owners About Freezing Pipes
Goal	Public Education and Awareness
Hazards Addressed	Extreme Temperatures
Local Planning Mechanism	Mayor’s Office
Estimated Time Frame for Completion	Ongoing; Seasonal
Estimated Cost	No Additional Cost
Funding Source	Local
Priority/Status	Low; Ongoing; Replaced Freezing pipe awareness falls under winter weather hazard awareness, and is advertised annually via social media, website postings, and partnerships with the media. This mitigation action has been replaced with a new action in order to streamline the plan and to adopt the “all hazards” approach within mitigation planning and awareness.
Action Description	Locate Safe Rooms to Minimize Damage
Goal	Property Protection
Hazards Addressed	Hail

Local Planning Mechanism	Mayor's Office
Estimated Time Frame for Completion	2020
Estimated Cost	
Funding Source	FEMA
Priority/Status	Low; Completed All county wide saferooms are available via the Jefferson County EMA website. This includes a searchable tool to find the closest safe room near your location.
Action Description	Protect Buildings and Infrastructure
Goal	Prevention Property Protection Structural Mitigation
Hazards Addressed	Winter Storms/Freezes
Local Planning Mechanism	Fire Department, Building Department
Estimated Time Frame for Completion	Annually
Estimated Cost	
Funding Source	FEMA/State/Local/Other
Priority/Status	Medium; Yearly; Replaced No action in past five years due to lack of funding. This mitigation action has been replaced with a new action in order to streamline the plan, and to adopt the "all hazards" approach within mitigation planning and awareness.
Action Description	Protect Power Lines

Goal	Prevention Structural Mitigation
Hazards Addressed	Winter Storms/Freezes
Local Planning Mechanism	Fire Department, Alabama Power
Estimated Time Frame for Completion	Annually and As the Need Arises
Estimated Cost	
Funding Source	FEMA/State/Local/Other
Priority/Status	Medium; Yearly; Replaced No action in past five years due to lack of funding. This mitigation action has been replaced with a new action in order to streamline the plan, and to adopt the “all hazards” approach within mitigation planning and awareness.
Action Description	Reduce Impacts to Roadways
Goal	Structural Mitigation
Hazards Addressed	Winter Storms/Freezes
Local Planning Mechanism	Street Department, Public Works
Estimated Time Frame for Completion	Working with Alabama Department of Transportation Annually
Estimated Cost	
Funding Source	Local/State
Priority/Status	Medium; Yearly; Replaced No action in past five years due to lack of funding. This mitigation action has been replaced with a new action in order to streamline the plan, and to adopt the “all hazards” approach within mitigation planning and awareness.

Action Description	Conduct Winter Weather Risk Awareness Activities
Goal	Public Education and Awareness
Hazards Addressed	Winter Storms/Freezes
Local Planning Mechanism	City Services
Estimated Time Frame for Completion	Annually
Estimated Cost	
Funding Source	Local
Priority/Status	High; Yearly; Replaced Winter Weather risk and hazard awareness is advertised annually via social media, website postings, and partnerships with the media. This mitigation action has been replaced with a new action in order to streamline the plan and to adopt the “all hazards” approach within mitigation planning and awareness

Action Description	Assist Vulnerable Populations
Goal	Property Protection Public Education and Awareness
Hazards Addressed	Winter Storms/Freezes
Local Planning Mechanism	Public Works, Building Department, Fire Department, Police Department
Estimated Time Frame for Completion	2016
Estimated Cost	
Funding Source	Local
Priority/Status	High; Completed Assisting vulnerable populations is done through our volunteer organizations active in disasters ad community groups. This mitigation action has been replaced with a new action in order to streamline the plan and to adopt the “all hazards” approach within mitigation planning and awareness.
Action Description	Reduce Urban Island Heat Effect
Goal	Prevention Property Protection Structural Mitigation
Hazards Addressed	Extreme Temperatures
Local Planning Mechanism	Public Works
Estimated Time Frame for Completion	2025
Estimated Cost	
Funding Source	Local

Priority/Status	Low; Ongoing
Action Description	Increase Awareness of Extreme Temperature Risk and Safety
Goal	Public Education and Awareness
Hazards Addressed	Extreme Temperatures
Local Planning Mechanism	Fire Department
Estimated Time Frame for Completion	Annually
Estimated Cost	
Funding Source	Local
Priority/Status	Medium; Yearly; Replaced Extreme Temperature hazard awareness is advertised annually via social media, website postings, and partnerships with the media. This mitigation action has been replaced with a new action in order to streamline the plan and to adopt the “all hazards” approach within mitigation planning and awareness.
Action Description	Assist Vulnerable Populations
Goal	Property Protection Public Education and Awareness
Hazards Addressed	Extreme Temperatures
Local Planning Mechanism	City Services
Estimated Time Frame for Completion	2016
Estimated Cost	

Funding Source	Local
Priority/Status	High; Completed Assisting vulnerable populations is done through our volunteer organizations active in disasters ad community groups. This mitigation action has been replaced with a new action in order to streamline the plan and to adopt the “all hazards” approach within mitigation planning and awareness.
Action Description	Educate Property Owners About Freezing Pipes
Goal	Public Education and Awareness
Hazards Addressed	Extreme Temperatures
Local Planning Mechanism	City Services
Estimated Time Frame for Completion	Ongoing; Seasonal
Estimated Cost	
Funding Source	Local
Priority/Status	High; Ongoing; Replaced Freezing pipe awareness falls under winter weather hazard awareness, and is advertised annually via social media, website postings, and partnerships with the media. This mitigation action has been replaced with a new action in order to streamline the plan and to adopt the “all hazards” approach within mitigation planning and awareness.
Action Description	Locate Safe Rooms to Minimize Damage
Goal	Property Protection
Hazards Addressed	Hail
Local Planning Mechanism	Fire Department, Civic Center, Police Department
Estimated Time Frame for Completion	2020

Estimated Cost	
Funding Source	FEMA/State/Local
Priority/Status	Medium; Completed All county wide saferooms are available via the Jefferson County EMA website. This includes a searchable tool to find the closest safe room near your location.
Action Description	Increase Hail Risk Awareness
Goal	Public Education and Awareness
Hazards Addressed	Hail
Local Planning Mechanism	News (Weather)
Estimated Time Frame for Completion	Annually
Estimated Cost	No Additional Cost
Funding Source	Local
Priority/Status	Low; Yearly; Replaced Hail risk and hazard awareness is advertised annually via social media, website postings, and partnerships with the media. This mitigation action has been replaced with a new action in order to streamline the plan and to adopt the “all hazards” approach within mitigation planning and awareness.
Action Description	Map and Assess Vulnerability to Landslides
Goal	Prevention
Hazards Addressed	Landslide
Local Planning Mechanism	Jefferson County EMA
Estimated Time Frame for Completion	2025
Estimated Cost	

Funding Source	State/Local
Priority/Status	High; Ongoing
Action Description	Manage Development in Landslide Hazard Areas
Goal	Prevention
Hazards Addressed	Landslide
Local Planning Mechanism	Building Inspections, Public Works, Street Department
Estimated Time Frame for Completion	2025
Estimated Cost	
Funding Source	Local
Priority/Status	Low; Ongoing
Action Description	Prevent Impacts to Roadways
Goal	Prevention Structural Mitigation
Hazards Addressed	Landslide
Local Planning Mechanism	Street Department, Public Works
Estimated Time Frame for Completion	2025

Estimated Cost	
Funding Source	Local
Priority/Status	Low; Ongoing
Action Description	Remove Existing Buildings and Infrastructure from Landslide Hazard Areas
Goal	Property Protection Structural Mitigation
Hazards Addressed	Landslide
Local Planning Mechanism	Building Department, Public Works
Estimated Time Frame for Completion	2025
Estimated Cost	
Funding Source	Local
Priority/Status	Low; Ongoing
Action Description	Protect Critical Facilities and Equipment
Goal	Property Protection Structural Mitigation
Hazards Addressed	Lightning
Local Planning Mechanism	City Services

Estimated Time Frame for Completion	2020
Estimated Cost	
Funding Source	FEMA/State/Local/Other
Priority/Status	Medium; Replaced No action in past five years due to lack of funding. This mitigation action has been replaced with a new action in order to streamline the plan, and to adopt the “all hazards” approach within mitigation planning and awareness.
Action Description	Conduct Lightning Awareness Programs
Goal	Public Education and Awareness
Hazards Addressed	Lightning
Local Planning Mechanism	News (Weather)
Estimated Time Frame for Completion	2020
Estimated Cost	
Funding Source	Local
Priority/Status	Medium; Completed; Replaced Lightning hazard awareness is advertised annually via social media, website postings, and partnerships with the media. This mitigation action has been replaced with a new action in order to streamline the plan and to adopt the “all hazards” approach within mitigation planning and awareness.
Action Description	Adopt and Enforce Building Codes
Goal	Prevention Property Protection
Hazards Addressed	Severe Wind

Local Planning Mechanism	Building Inspections
Estimated Time Frame for Completion	2020
Estimated Cost	
Funding Source	Local
Priority/Status	High; Replaced The previous mitigation plan had adopt and enforce building codes for every individual hazard. A new mitigation action has been developed in order to streamline the plan and to adopt the “all hazards” approach within mitigation planning.
Action Description	Promote or Require Site and Building Design Standards to Minimize Wind Damage
Goal	Prevention Property Protection
Hazards Addressed	Severe Wind
Local Planning Mechanism	Building Inspections, Fire Marshal
Estimated Time Frame for Completion	2020
Estimated Cost	
Funding Source	Local
Priority/Status	Medium; Incomplete No action in past five years due to lack of funding.
Action Description	Assess Vulnerability to Severe Wind
Goal	Prevention
Hazards Addressed	Severe Wind

Local Planning Mechanism	Building Inspections
Estimated Time Frame for Completion	2020
Estimated Cost	
Funding Source	Local
Priority/Status	Medium; Completed Vulnerability to hazards is assessed on an annual basis through open sources data and partnership with Jefferson County EMA. Due to several actions assessing vulnerability, this mitigation action has been replaced with a new action in order to streamline the plan and to adopt the “all hazards” approach within mitigation planning and awareness.
Action Description	Protect Power Lines and Infrastructure
Goal	Prevention Property Protection Structural Mitigation
Hazards Addressed	Severe Wind
Local Planning Mechanism	Alabama Power, Fire Department, Public Works
Estimated Time Frame for Completion	2020
Estimated Cost	
Funding Source	Local
Priority/Status	Medium; Replaced No action in past five years due to lack of funding. This mitigation action has been replaced with a new action in order to streamline the plan, and to adopt the “all hazards” approach within mitigation planning and awareness.
Action Description	Retrofit Residential Buildings

Goal	Prevention Property Protection Structural Mitigation
Hazards Addressed	Severe Wind
Local Planning Mechanism	Building Inspections
Estimated Time Frame for Completion	2020
Estimated Cost	
Funding Source	Local
Priority/Status	Low; Incomplete No action in past five years due to lack of funding.
Action Description	Retrofit Public Buildings and Critical Facilities
Goal	Prevention Property Protection Structural Mitigation
Hazards Addressed	Severe Wind
Local Planning Mechanism	Building Inspections
Estimated Time Frame for Completion	2025
Estimated Cost	
Funding Source	Local
Priority/Status	Low; Ongoing

Action Description	Increase Severe Wind Risk Awareness
Goal	Public Education and Awareness
Hazards Addressed	Severe Wind
Local Planning Mechanism	News (Weather)
Estimated Time Frame for Completion	2017
Estimated Cost	
Funding Source	Local
Priority/Status	Low; Completed; Replaced Severe Wind risk and hazard awareness is advertised annually via social media, website postings, and partnerships with the media. This mitigation action has been replaced with a new action in order to streamline the plan and to adopt the “all hazards” approach within mitigation planning and awareness.
Action Description	Assess Community Risk
Goal	Prevention
Hazards Addressed	Multiple Hazards
Local Planning Mechanism	City Council, City Services
Estimated Time Frame for Completion	2018
Estimated Cost	
Funding Source	Local
Priority/Status	Medium; Completed

Action Description	Map Community Risk
Goal	Prevention
Hazards Addressed	Multiple Hazards
Local Planning Mechanism	City Council, City Services
Estimated Time Frame for Completion	2025
Estimated Cost	
Funding Source	FEMA/State/Local/Other
Priority/Status	Medium; Ongoing
Action Description	Prevent Development in Hazard Areas
Goal	Prevention
Hazards Addressed	Multiple Hazards
Local Planning Mechanism	Building Inspections
Estimated Time Frame for Completion	2025
Estimated Cost	
Funding Source	FEMA/State/Local/Other
Priority/Status	Medium; Ongoing

Action Description	Adopt Development Regulations in Hazard Areas
Goal	Prevention
Hazards Addressed	Multiple Hazards
Local Planning Mechanism	Mayor's Office
Estimated Time Frame for Completion	2025
Estimated Cost	
Funding Source	FEMA/State/Local/Other
Priority/Status	Medium; Ongoing
Action Description	Limit Density in Hazard Areas
Goal	Prevention
Hazards Addressed	Multiple Hazards
Local Planning Mechanism	Building Inspections
Estimated Time Frame for Completion	2025
Estimated Cost	
Funding Source	Local
Priority/Status	Medium; Ongoing

Action Description	Integrate Mitigation into Local Planning
Goal	Prevention
Hazards Addressed	Multiple Hazards
Local Planning Mechanism	City Council, City Services
Estimated Time Frame for Completion	2016
Estimated Cost	
Funding Source	Local
Priority/Status	High; Completed
Action Description	Strengthen Land Use Regulations
Goal	Prevention
Hazards Addressed	Multiple Hazards
Local Planning Mechanism	Building Inspections, Public Works
Estimated Time Frame for Completion	2025
Estimated Cost	
Funding Source	Local
Priority/Status	Medium; Incomplete
	No action in past five years due to lack of funding. The time frame for this action has been extended in order to see completion.

Action Description	Adopt and Enforce Building Codes
Goal	Prevention Property Protection
Hazards Addressed	Multiple Hazards
Local Planning Mechanism	Building Inspections, Fire Marshal
Estimated Time Frame for Completion	2020
Estimated Cost	
Funding Source	FEMA/State/Local/Other
Priority/Status	High; Replaced The previous mitigation plan had adopt and enforce building codes for every individual hazard. A new mitigation action has been developed in order to streamline the plan and to adopt the “all hazards” approach within mitigation planning.
Action Description	Create Local Funding Mechanisms for Hazard Mitigation
Goal	Prevention
Hazards Addressed	Multiple Hazards
Local Planning Mechanism	City Services
Estimated Time Frame for Completion	2020
Estimated Cost	
Funding Source	State/Local
Priority/Status	Medium; Incomplete This action has not been completed due to lack of funding.

Action Description	Monitor Mitigation Plan Implementation
Goal	Prevention
Hazards Addressed	Multiple Hazards
Local Planning Mechanism	Jefferson County EMA
Estimated Time Frame for Completion	Annually
Estimated Cost	
Funding Source	FEMA/State/Local
Priority/Status	High; Yearly
Action Description	Protect Structures
Goal	Prevention Property Protection Structural Mitigation
Hazards Addressed	Multiple Hazards
Local Planning Mechanism	Fire Department
Estimated Time Frame for Completion	2025
Estimated Cost	
Funding Source	Local

Priority/Status	High; Ongoing
Action Description	Protect Infrastructure and Critical Facilities
Goal	Property Protection Structural Mitigation
Hazards Addressed	Multiple Hazards
Local Planning Mechanism	Building Inspection, Fire Department, Public Works
Estimated Time Frame for Completion	2025
Estimated Cost	
Funding Source	Local
Priority/Status	Medium; Replaced No action in past five years due to lack of funding. This mitigation action has been replaced with a new action in order to streamline the plan, and to adopt the “all hazards” approach within mitigation planning and awareness
Action Description	Increase Hazard Education and Risk Awareness
Goal	Public Education and Awareness
Hazards Addressed	Multiple Hazards
Local Planning Mechanism	Fire Department, Local News
Estimated Time Frame for Completion	2017

Estimated Cost	
Funding Source	Local
Priority/Status	Medium; Completed;
Action Description	Improve Household Disaster Preparedness
Goal	Public Education and Awareness
Hazards Addressed	Multiple Hazards
Local Planning Mechanism	Fire Department, Local News
Estimated Time Frame for Completion	2017
Estimated Cost	
Funding Source	Local
Priority/Status	Medium; Completed
Action Description	Promote Private Mitigation Efforts
Goal	Public Education and Awareness
Hazards Addressed	Multiple Hazards
Local Planning Mechanism	Jefferson County EMA, Mayor's Office
Estimated Time Frame for Completion	2017
Estimated Cost	

Funding Source	Local
Priority/Status	Medium; Completed
Action Description	Add Outdoor Warning Sirens Inside Municipal Boundary
Goal	Emergency Services Public Education and Awareness
Hazards Addressed	Multiple Hazards
Local Planning Mechanism	Jefferson County Emergency Management Agency, Mayors Office
Estimated Time Frame for Completion	Long Term
Estimated Cost	Unknown
Funding Source	Local/ State/ Federal
Priority/Status	New Action; High
Action Description	Build and/or Purchase Saferooms And Place Inside Municipal Boundary
Goal	Prevention Emergency Services Public Education and Awareness
Hazards Addressed	Multiple Hazards
Local Planning Mechanism	Mayor's Office, Jefferson County EMA

Estimated Time Frame for Completion	Long Term
Estimated Cost	Unknown
Funding Source	Local/State/Federal
Priority/Status	New Action; High
Action Description	Protect and/or Retrofit Critical Facilities and Infrastructure.
Goal	Prevention Property Protection Structural Mitigation
Hazards Addressed	All Hazards
Local Planning Mechanism	Mayor's Office, Jefferson County EMA
Estimated Time Frame for Completion	Long Term
Estimated Cost	
Funding Source	FEMA/State/Local
Priority/Status	New; High; Yearly The previous mitigation plan had Protect Critical Facilities and Infrastructure for every individual hazard. This mitigation action replaces those actions in order to streamline the plan and to adopt the "all hazards" approach within mitigation planning.
Action Description	Protect and/or Retrofit Utility Infrastructure
Goal	Prevention Property Protection Structural Mitigation

Hazards Addressed	All Hazards
Local Planning Mechanism	Mayor's Office, Jefferson County EMA
Estimated Time Frame for Completion	Long Term
Estimated Cost	
Funding Source	FEMA/State/Local
Priority/Status	New; High; The previous mitigation plan had Protect and/or Retrofit Utility Infrastructure for every individual hazard. This mitigation action replaces those actions in order to streamline the plan and to adopt the "all hazards" approach within mitigation planning.
Action Description	Assess Vulnerability and Hazard Risk
Goal	Emergency Services Public Education and Awareness Prevention Property Protection Structural Mitigation
Hazards Addressed	Multiple Hazards
Local Planning Mechanism	Jefferson County Emergency Management Agency, Mayors Office
Estimated Time Frame for Completion	Long Term
Estimated Cost	Unknown
Funding Source	Local, State, Federal
Priority/Status	New Action; High
Action Description	Increase Hazard Awareness and Increase Preparedness Within the Home through campaigns, fairs, seminars, direct mailings, materials, public service announcements, and other means of communications

Goal	Emergency Services Public Education and Awareness Prevention
Hazards Addressed	Multiple Hazards
Local Planning Mechanism	Jefferson County Emergency Management Agency, Mayors Office, Fire Department
Estimated Time Frame for Completion	Long Term
Estimated Cost	Unknown
Funding Source	Local, State, Federal
Priority/Status	New; High; Ongoing
Action Description	Adopt and enforce building codes
Goal	Property Protection Structural Mitigation Prevention
Hazards Addressed	Multiple Hazards
Local Planning Mechanism	Jefferson County Emergency Management Agency, Mayors Office, Fire Department, Building Inspection, Engineering Department
Estimated Time Frame for Completion	Long Term
Estimated Cost	Unknown
Funding Source	Local, State, Federal
Priority/Status	New; Medium; Ongoing

Action Description	Assist Vulnerable Populations
Goal	Public Education and Awareness Prevention
Hazards Addressed	Multiple Hazards
Local Planning Mechanism	Jefferson County Emergency Management Agency, Mayors Office, Jefferson County VOAD
Estimated Time Frame for Completion	Long Term
Estimated Cost	Unknown
Funding Source	Local, State and Federal
Priority/Status	New; High; Ongoing

Action Description	Remove Existing buildings and infrastructure from hazard areas
Goal	Property Protection Structural Mitigation Prevention
Hazards Addressed	Multiple Hazards
Local Planning Mechanism	Jefferson County Emergency Management Agency, Mayors Office
Estimated Time Frame for Completion	Long Term
Estimated Cost	Unknown
Funding Source	Local, State, Federal
Priority/Status	New; Medium

Action Description	Reduce impacts to roadways and bridges
Goal	Emergency Services Structural Mitigation Prevention
Hazards Addressed	Multiple Hazards
Local Planning Mechanism	Jefferson County Emergency Management Agency, Mayors Office, Public Works, ALDOT
Estimated Time Frame for Completion	Long Term
Estimated Cost	Unknown
Funding Source	Local, State and Federal
Priority/Status	New; Medium
Action Description	Construct Hazard Resilient Facilities and Infrastructure in order to provide continuity of operations and government.
Goal	Emergency Services Property Protection Structural Mitigation Prevention
Hazards Addressed	Multiple Hazards
Local Planning Mechanism	Jefferson County Emergency Management Agency
Estimated Time Frame for Completion	Long Term
Estimated Cost	Unknown
Funding Source	Local, State and Federal
Priority/Status	New; Low

**Graysville's
Mitigation Action
Plan**

Action Description	Develop Emergency Preparedness Education Programs for Schools
Goal	Public Education and Awareness
Hazards Addressed	All Hazards
Local Planning Mechanism	Graysville Fire and Rescue, Jefferson County Board of Education
Estimated Time Frame for Completion	Annually
Estimated Cost	Less than \$10,000 Annually
Funding Source	Local
Priority/Status	Medium; Yearly
Action Description	Everbridge Emergency Alert Notifications

Goal	Emergency Services Public Education and Awareness
Hazards Addressed	All Hazards
Local Planning Mechanism	Jefferson County EMA, Graysville Fire and Rescue
Estimated Time Frame for Completion	Quarterly
Estimated Cost	No Additional Cost
Funding Source	Local
Priority/Status	High; Yearly

Action Description	Promote Drills, Exercises in Homes, Workplaces, Classrooms, Etc.
Goal	Public Education and Awareness
Hazards Addressed	All Hazards
Local Planning Mechanism	Graysville Fire and Rescue, Jefferson County Board of Education
Estimated Time Frame for Completion	Semi-Annually
Estimated Cost	Less than \$10,000 Annually
Funding Source	Local
Priority/Status	Medium; Yearly These activities are encouraged through awareness weeks, via social media and agency websites. These activities are also required to occur within the jurisdictional school system.

Action Description	Incorporate Hazard Preparation Materials Into Local Hazard “Safety Fairs”.
Goal	Public Education and Awareness
Hazards Addressed	All Hazards
Local Planning Mechanism	Graysville Fire and Rescue
Estimated Time Frame for Completion	Booths Set Up at Different Public Events Annually
Estimated Cost	Less than \$10,000 Annually
Funding Source	Local
Priority/Status	Medium; Yearly

Action Description	Promote Hazard Awareness Weeks
Goal	Public Education and Awareness
Hazards Addressed	All Hazards
Local Planning Mechanism	Graysville Fire and Rescue, Graysville Mayor/Council
Estimated Time Frame for Completion	Annually
Estimated Cost	Less than \$10,000 Annually
Funding Source	Local
Priority/Status	Medium; Yearly; Replaced Hazard awareness weeks are advertised via social media and websites in partnership with the Jefferson County EMA. This mitigation action has been replaced with a new action in order to streamline the plan and to adopt the “all hazards” approach within mitigation planning and awareness.

Action Description	Make Information Available Through Preparedness Handbooks, Brochures. Distribution of Severe Weather Guides, Homeowner's Retrofit Guide, Etc. Provide Links to Weather Information on Websites
Goal	Public Education and Awareness
Hazards Addressed	All Hazards
Local Planning Mechanism	Graysville Fire and Rescue, Graysville Mayor/Council
Estimated Time Frame for Completion	Seasonally
Estimated Cost	Less than \$10,000 Annually
Funding Source	Local
Priority/Status	Medium; Yearly; Replaced Brochures and information are provided to the public in various ways via the agency website, social media, and public engagement events. This mitigation action has been replaced with a new action in order to streamline the plan and to adopt the "all hazards" approach within mitigation planning and awareness.

Action Description	Attend Hazard Conferences and Seminars. Meet Regularly with Local/State Emergency Management Agencies
Goal	Public Education and Awareness

Hazards Addressed	All Hazards
Local Planning Mechanism	Graysville Fire and Rescue, Graysville Mayor/Council, Jefferson County Sherriff's Department
Estimated Time Frame for Completion	Ongoing, surveys sent out to citizens to update HM info.
Estimated Cost	Less than \$10,000 Annually
Funding Source	Local
Priority/Status	Medium; Ongoing
Action Description	Include Hazard Information In Utility Bill Inserts.
Goal	Public Education and Awareness
Hazards Addressed	All Hazards
Local Planning Mechanism	Graysville Water and Gas Department
Estimated Time Frame for Completion	2018
Estimated Cost	Less than \$10,000 Annually
Funding Source	Local
Priority/Status	Medium; Completed
Action Description	Conduct Annual Correspondence with Residents Reminding Them of The Need to Be Hazard Prepared. Include Link to State of Alabama Emergency Management Preparedness Web Page on City Website
Goal	Public Education and Awareness

Hazards Addressed	All Hazards
Local Planning Mechanism	Graysville Fire and Rescue, Graysville Mayor/Council, Jefferson County Sherriff's Department
Estimated Time Frame for Completion	Annually
Estimated Cost	Less than \$10,000 Annually
Funding Source	Local
Priority/Status	Medium; Yearly; Completed; Replaced Correspondence has been amplified via the use of social media platforms, and news media partnerships. This mitigation action has been replaced with a new action in order to streamline the plan and to adopt the "all hazards" approach within mitigation planning and awareness.
Action Description	Assess Vulnerability to Drought Risk by Regularly Monitoring NOAA Drought Portal at www.drought.gov
Goal	Prevention Natural Resource Protection
Hazards Addressed	Drought
Local Planning Mechanism	Graysville Mayor/Council
Estimated Time Frame for Completion	2020
Estimated Cost	Less than \$10,000 Annually
Funding Source	Local
Priority/Status	High; Completed
Action Description	Monitor Drought Conditions on a Weekly Basis Through www.drought.gov and other NOAA Sites

Goal	Prevention Natural Resource Protection
Hazards Addressed	Droughts
Local Planning Mechanism	Graysville Mayor/Council, Graysville Water Works, Birmingham Water Works
Estimated Time Frame for Completion	Seasonally
Estimated Cost	Less than \$10,000 Annually
Funding Source	Local
Priority/Status	High; Yearly
Action Description	Monitor Water Supply on a Weekly Basis Through Contact With Birmingham Water Works Board
Goal	Prevention Natural Resource Protection
Hazards Addressed	Drought
Local Planning Mechanism	Graysville Mayor/Council, Graysville Water Works, Birmingham Water Works
Estimated Time Frame for Completion	Continuously
Estimated Cost	Less than \$10,000 Annually
Funding Source	Local
Priority/Status	High; Ongoing

Action Description	Develop a Written Plan for Emergency Responses for Drought and Heat Waves
Goal	Prevention Natural Resource Protection
Hazards Addressed	Drought
Local Planning Mechanism	Graysville Mayor/Council, Graysville Water Works, Birmingham Water Works
Estimated Time Frame for Completion	2025
Estimated Cost	Less than \$10,000 Annually
Funding Source	Local
Priority/Status	High; Ongoing
Action Description	Require Water Conservation During Drought Conditions by Adopting Drought Condition Policies of Birmingham Water Works
Goal	Prevention Natural Resource Protection
Hazards Addressed	Drought
Local Planning Mechanism	Graysville Mayor/Council, Graysville Water Works, Birmingham Water Works
Estimated Time Frame for Completion	2025
Estimated Cost	Less than \$10,000 Annually
Funding Source	Local
Priority/Status	High; Ongoing

Action Description	Implement District Metering Plan to Identify and Mitigate Water Loss Through Faulty Pipes
Goal	Property Protection Natural Resource Protection Structural Mitigation
Hazards Addressed	Drought
Local Planning Mechanism	Graysville Mayor/Council, Graysville Water Works
Estimated Time Frame for Completion	2016
Estimated Cost	\$1,250,000
Funding Source	Local and State Funding Through DWSRF
Priority/Status	High; Incomplete This action hasn't been completed due to the lack of funding.
Action Description	Establish and Equip Graysville Community Center as a Relief Station During Prolonged Periods of Excessive Heat
Goal	Property Protection Public Education and Awareness
Hazards Addressed	Drough/Heat Waves
Local Planning Mechanism	Mayor's Office, Fire Department, Police Department
Estimated Time Frame for Completion	2016
Estimated Cost	Less than \$10,000 Annually
Funding Source	Local

Priority/Status	High; Completed
Action Description	Develop List of Elderly Citizens Susceptible to Risks of Prolonged, Excessive Heat
Goal	Property Protection Public Education and Awareness
Hazards Addressed	Drought/Heat Waves
Local Planning Mechanism	Graysville Mayor/Council, Graysville Senior Center Director, Graysville Water Works
Estimated Time Frame for Completion	2020
Estimated Cost	Less than \$10,000 Annually
Funding Source	Local
Priority/Status	High; Incomplete
Action Description	Enforce Building Codes
Goal	Prevention Property Protection Structural Mitigation
Hazards Addressed	Earthquakes
Local Planning Mechanism	Graysville Mayor/City Council, Building Inspector
Estimated Time Frame for Completion	2020

Estimated Cost	Less than \$10,000 Annually
Funding Source	Local
Priority/Status	High; Replaced
	The previous mitigation plan had adopt and enforce building codes for every individual hazard. . This mitigation action has been replaced with a new action in order to streamline the plan and to adopt the “all hazards” approach within mitigation planning and awareness.
Action Description	Incorporate Earthquake Mitigation into Local Planning.
Goal	Prevention
Hazards Addressed	Earthquakes
Local Planning Mechanism	Graysville Mayor/Council
Estimated Time Frame for Completion	2025
Estimated Cost	Less than \$10,000 Annually
Funding Source	Local
Priority/Status	Low; Ongoing
Action Description	Map and Assess Community Vulnerability to Seismic Hazards. Seismic Activity Capable of Causing Structural Damage in Alabama is Rare
Goal	Prevention
Hazards Addressed	Earthquakes
Local Planning Mechanism	Graysville Mayor/Council
Estimated Time Frame for Completion	2025

Estimated Cost	Less than \$10,000 Annually
Funding Source	Local
Priority/Status	Low; Ongoing
Action Description	Conduct Inspections of Building Safety
Goal	Prevention Property Protection
Hazards Addressed	Earthquakes
Local Planning Mechanism	Graysville Mayor/Council, Building Inspector
Estimated Time Frame for Completion	Annually
Estimated Cost	Less than \$10,000 Annually
Funding Source	Local
Priority/Status	Low; Yearly
Action Description	Protect Critical Facilities and Infrastructure by Infrastructure by Identification and Inclusion in Insurance Coverage
Goal	Property Protection Structural Mitigation
Hazards Addressed	Earthquakes
Local Planning Mechanism	Graysville Mayor/Council

Estimated Time Frame for Completion	2020
Estimated Cost	Less than \$10,000 Annually
Funding Source	Local
Priority/Status	Low; This action has not been completed due to lack of funding.
Action Description	Implement Structural Mitigation Techniques and Regularly Inspect City Owned Facilities
Goal	Structural Mitigation
Hazards Addressed	Earthquakes
Local Planning Mechanism	Graysville Mayor/Council, Building Inspector
Estimated Time Frame for Completion	Annually
Estimated Cost	Less than \$10,000 Annually
Funding Source	Local
Priority/Status	Low; Yearly
Action Description	Increase Earthquake Risk Awareness by Including a Link to State of Alabama Emergency Management Preparedness Web Page on City Website
Goal	Public Education and Awareness
Hazards Addressed	Earthquakes
Local Planning Mechanism	Graysville Mayor/Council

Estimated Time Frame for Completion	Annually
Estimated Cost	Less than \$10,000 Annually
Funding Source	Local
Priority/Status	Low; Yearly; Completed
Action Description	Conduct Outreach to Builders, Architects, Engineers, And Inspectors
Goal	Prevention Public Education and Awareness
Hazards Addressed	Earthquakes
Local Planning Mechanism	Graysville Mayor/Council, Building Inspector
Estimated Time Frame for Completion	Long Term
Estimated Cost	Less than \$10,000 Annually
Funding Source	Local
Priority/Status	Low; Ongoing Partnerships and outreach needs to be an ongoing effort, rather than a time constraining goal. Due to that, the time frame has been extended as this is a goal that needs to be improved and then maintained.
Action Description	Provide Information on Structural and Non-Structural Retrofitting
Goal	Property Protection Structural Mitigation Public Education and Awareness
Hazards Addressed	Earthquakes

Local Planning Mechanism	Graysville Mayor/Council, Building Inspector
Estimated Time Frame for Completion	2025
Estimated Cost	Less than \$10,000 Annually
Funding Source	Local
Priority/Status	Low; Ongoing
Action Description	Incorporate Flood Mitigation in Local Planning by Identifying Historical Floodplains
Goal	Prevention
Hazards Addressed	Flooding
Local Planning Mechanism	Graysville Mayor/Council, Building Inspector
Estimated Time Frame for Completion	Annually
Estimated Cost	Less than \$10,000 Annually
Funding Source	Local
Priority/Status	High; Yearly
Action Description	Limit or Restrict Development in Floodplain Area Through the Enforcement of Existing Building Codes
Goal	Prevention Property Protection Natural Resource Protection

Hazards Addressed	Flooding
Local Planning Mechanism	Graysville Mayor/Council, Building Inspector
Estimated Time Frame for Completion	2018
Estimated Cost	Less than \$10,000 Annually
Funding Source	Local
Priority/Status	High; Ongoing
Action Description	Adopt and Enforce Building Codes and Development Standards as Technology Changes
Goal	Prevention Property Protection Structural Mitigation
Hazards Addressed	Flooding
Local Planning Mechanism	Graysville Mayor/Council, Building Inspector
Estimated Time Frame for Completion	2025
Estimated Cost	Less than \$10,000 Annually
Funding Source	Local
Priority/Status	High; This action has not been completed due to lack of funding. The timeframe on this action has been extended to ensure completion.
Action Description	Improve Stormwater Management Planning Through Identification and Documentation of Stormwater Management Assets

Goal	Prevention Property Protection Natural Resource Protection
Hazards Addressed	Flooding
Local Planning Mechanism	Graysville Mayor/Council, SWMA
Estimated Time Frame for Completion	2020
Estimated Cost	Less than \$10,000 Annually
Funding Source	Local
Priority/Status	High; Ongoing
Action Description	Adopt Policies to Reduce Stormwater Runoff and Incorporate Policies into the NPDES Permitting Process
Goal	Prevention Property Protection Natural Resource Protection Structural Mitigation
Hazards Addressed	Flooding
Local Planning Mechanism	Graysville Mayor/Council, SWMA
Estimated Time Frame for Completion	2025
Estimated Cost	Less Than \$10,000 Annually
Funding Source	Local
Priority/Status	High; Ongoing

Action Description	Improve Flood Risk Assessment by Educating Operating Personnel to Identify Flood Risk Zones
Goal	Prevention
Hazards Addressed	Flooding
Local Planning Mechanism	Graysville Mayor/Council, SWMA
Estimated Time Frame for Completion	2025
Estimated Cost	Less Than \$10,000 Annually
Funding Source	Local
Priority/Status	High; This action has not been completed due to lack of funding. The timeframe on this action has been extended to ensure completion.
Action Description	Join or Improve Compliance With NFIP and Educate Citizens Regarding the Need for Flood Insurance
Goal	Prevention
Hazards Addressed	Flooding
Local Planning Mechanism	Graysville Mayor/Council, SWMA
Estimated Time Frame for Completion	Annually
Estimated Cost	Less Than \$10,000 Annually
Funding Source	Local
Priority/Status	Low; Yearly

Action Description	Establish Local Funding Mechanisms for Flood Mitigation Through National Conservation Service
Goal	Prevention Property Protection Natural Resource Protection Structural Mitigation
Hazards Addressed	Flooding
Local Planning Mechanism	Graysville Mayor/Council, USDA
Estimated Time Frame for Completion	2025
Estimated Cost	Less Than \$10,000 Annually
Funding Source	Local
Priority/Status	Medium; Incomplete This action has not been completed due to lack of funding. The timeframe on this action has been extended to ensure completion.
Action Description	Remove Existing Structures from Flood Hazard Areas
Goal	Prevention Property Protection
Hazards Addressed	Flooding
Local Planning Mechanism	Graysville Mayor/Council
Estimated Time Frame for Completion	2025
Estimated Cost	\$500,000+
Funding Source	Local

Priority/Status	Medium; Ongoing
Action Description	Improve Stormwater Drainage System Capacity by Identifying and Mitigating Potential Bottlenecks in Existing System
Goal	Property Protection Structural Mitigation
Hazards Addressed	Flooding
Local Planning Mechanism	Graysville Mayor/Council, Jefferson County Environmental Services
Estimated Time Frame for Completion	2030
Estimated Cost	\$1,000,000+
Funding Source	Local
Priority/Status	Medium; Incomplete This action has not been completed due to lack of funding. The timeframe on this action has been extended to ensure completion.
Action Description	Conduct Regular Maintenance for Drainage Systems and Flood Control Structures. Maintenance Activities to Include Cleaning Debris from Pipes and Ditches
Goal	Property Protection Natural Resource Protection Structural Mitigation
Hazards Addressed	Flooding
Local Planning Mechanism	Graysville Mayor/Council, Jefferson County Environmental Services, SWMA

Estimated Time Frame for Completion	Annually
Estimated Cost	Less Than \$10,000 Annually
Funding Source	Local
Priority/Status	Medium; Yearly
Action Description	Elevate or Retrofit Structures and Utilities.
Goal	Prevention Property Protection Structural Mitigation
Hazards Addressed	Flooding
Local Planning Mechanism	Graysville Mayor/Council, Jefferson County Environmental Services
Estimated Time Frame for Completion	2025
Estimated Cost	\$500,000+
Funding Source	Local
Priority/Status	Medium; Ongoing
Action Description	Floodproof Residential and Non-Residential Structures
Goal	Prevention Property Protection Structural Mitigation

Hazards Addressed	Flooding
Local Planning Mechanism	Graysville Mayor/Council
Estimated Time Frame for Completion	2025
Estimated Cost	Less Than \$10,000 Annually
Funding Source	Local
Priority/Status	Low; Ongoing
Action Description	Protect Infrastructure. Remove Trees and Debris from Fields Branch. Monitor Prudes Creek for Debris Accumulation Along Cherry Avenue and Roadbed Erosion Along Linn Road. Monitor South Main Street for Flooding.
Goal	Prevention Property Protection Structural Mitigation
Hazards Addressed	Flooding
Local Planning Mechanism	Graysville Mayor/Council, Street Department
Estimated Time Frame for Completion	Annually
Estimated Cost	Less Than \$10,000 Annually
Funding Source	Local
Priority/Status	High; Yearly
Action Description	Protect Critical Facilities and Inspect Regularly. Include all Critical Facilities in Insurance Coverage.

Goal	Prevention Property Protection Structural Mitigation
Hazards Addressed	Flooding
Local Planning Mechanism	Graysville Mayor/Council
Estimated Time Frame for Completion	2025
Estimated Cost	Less Than \$10,000 Annually
Funding Source	Local
Priority/Status	High; Incomplete This action has not been completed due to lack of funding. The timeframe on this action has been extended to ensure completion.

Action Description	Construct Flood Control Measures Along South Main Street
Goal	Prevention
Hazards Addressed	Flooding
Local Planning Mechanism	Graysville Mayor/Council
Estimated Time Frame for Completion	2030
Estimated Cost	\$1,000,000+
Funding Source	Local
Priority/Status	Medium; Incomplete This action has not been completed due to lack of funding. The timeframe on this action has been extended to ensure completion.
Action Description	Protect and Restore Natural Flood Mitigation Features Along Prudes Creek and Fields Branch
Goal	Natural Resource Protection Structural Mitigation
Hazards Addressed	Flooding
Local Planning Mechanism	Graysville Mayor/Council, SWMA
Estimated Time Frame for Completion	Annually
Estimated Cost	\$1,000,000+
Funding Source	Local
Priority/Status	Medium; Yearly

Action Description	Preserve Floodplains as Open Space.
Goal	Prevention Natural Resource Protection
Hazards Addressed	Flooding
Local Planning Mechanism	Graysville Mayor/Council, SWMA
Estimated Time Frame for Completion	2025
Estimated Cost	Less Than \$10,000 Annually
Funding Source	Local
Priority/Status	High; Ongoing
Action Description	Increase Awareness of Flood Risk and Safety by Including a Link to State of Alabama Emergency Management Preparedness Web Page on City Website
Goal	Public Education and Awareness
Hazards Addressed	Flooding
Local Planning Mechanism	Graysville Mayor/Council, Graysville Fire and Rescue, SWMA
Estimated Time Frame for Completion	Annually
Estimated Cost	Less Than \$10,000 Annually
Funding Source	Local

Priority/Status	Medium; Yearly; Completed; Replaced
	Flood Risk and Safety is advertised via social media and websites, as well as through partnerships with local media. This mitigation action has been replaced with a new action in order to streamline the plan and to adopt the “all hazards” approach within mitigation planning and awareness.

Action Description	Educate Property Owners About Flood Mitigation Techniques
Goal	Public Education and Awareness
Hazards Addressed	Flooding
Local Planning Mechanism	Graysville Fire and Rescue
Estimated Time Frame for Completion	Annually
Estimated Cost	Less Than \$10,000 Annually
Funding Source	Local
Priority/Status	Medium; Yearly; Replaced
	This mitigation action has been replaced with a new action in order to streamline the plan and to adopt the “all hazards” approach within mitigation planning and awareness.
Action Description	Map and Assess Vulnerability to Erosion Along Public Roads. High Risk Areas Include Brookville School Road, Linn Road, 5 th Street NE and Cherry Avenue
Goal	Prevention
Hazards Addressed	Landslides/Erosion
Local Planning Mechanism	Jefferson County Land Development, Street Department, Graysville Mayor/Council
Estimated Time Frame for Completion	2030
Estimated Cost	Less Than \$10,000 Annually
Funding Source	Local

Priority/Status	Medium; Incomplete This action has not been completed due to lack of funding. The timeframe on this action has been extended to ensure completion.
-----------------	---

Action Description	Manage Development in Erosion Hazard Areas Through Enforcement of Existing Building Codes
Goal	Prevention
Hazards Addressed	Landslides/Erosion
Local Planning Mechanism	Building Inspector, Jefferson County Land Development, Street Department, Graysville Mayor/Council
Estimated Time Frame for Completion	2030
Estimated Cost	Less Than \$10,000 Annually
Funding Source	Local
Priority/Status	Medium; Incomplete This action has not been completed due to lack of funding. The timeframe on this action has been extended to ensure completion.
Action Description	Require Site and Building Design Standards to Minimize Erosion Risk
Goal	Prevention Natural Resource Protection
Hazards Addressed	Landslides/Erosion
Local Planning Mechanism	Graysville Mayor/Council, Building Inspector
Estimated Time Frame for Completion	2025
Estimated Cost	Less Than \$10,000 Annually
Funding Source	Local
Priority/Status	High; Incomplete Some mitigation actions included in previous Hazard Mitigation Plans have not been completed due to attrition and lack of funding. These mitigation actions have been included in this Hazard Mitigation Plan to be implemented in the future.

Action Description	Remove Existing Buildings and Infrastructure from Erosion Hazard Areas Where Practical
Goal	Prevention Property Protection Structural Mitigation
Hazards Addressed	Landslides/Erosion
Local Planning Mechanism	Graysville Mayor/Council, Building Inspector
Estimated Time Frame for Completion	2025
Estimated Cost	Less Than \$10,000 Annually
Funding Source	Local
Priority/Status	Medium; Ongoing
Action Description	Stabilize Erosion Hazard Areas Along Brookville School Road
Goal	Prevention Property Protection Natural Resource Protection Structural Mitigation
Hazards Addressed	Landslides/Erosion
Local Planning Mechanism	Graysville Mayor/Council, Jefferson County Board of Education
Estimated Time Frame for Completion	2025
Estimated Cost	Less Than \$10,000 Annually
Funding Source	Local

Priority/Status	Low; Ongoing
Action Description	Increase Public Awareness of Erosion Hazards by Including a Link to the State of Alabama Emergency Management Preparedness Web Page on City Website
Goal	Public Education and Awareness
Hazards Addressed	Landslides/Erosion
Local Planning Mechanism	Graysville Mayor/Council, Jefferson County Land Development
Estimated Time Frame for Completion	Annually
Estimated Cost	Less Than \$10,000 Annually
Funding Source	Local
Priority/Status	Low; Yearly
Action Description	Map and Assess Vulnerability in Subsidence. Coal Mine Subsidence is a Risk in Graysville
Goal	Prevention
Hazards Addressed	Land Subsidence
Local Planning Mechanism	Graysville Mayor/Council, Alabama Mine Reclamation Division
Estimated Time Frame for Completion	2025

Estimated Cost	Less Than \$10,000 Annually
Funding Source	Local
Priority/Status	Medium; Ongoing
Action Description	Manage Development in High-Risk Areas Through Enforcement of Existing Building Codes
Goal	Prevention
Hazards Addressed	Land Subsidence
Local Planning Mechanism	Graysville Mayor/Council, Building Inspector, Jefferson County Land Development
Estimated Time Frame for Completion	2025
Estimated Cost	Less Than \$10,000 Annually
Funding Source	Local
Priority/Status	Medium; Ongoing
Action Description	Consider Subsidence in Building Design
Goal	Prevention
Hazards Addressed	Land Subsidence
Local Planning Mechanism	Graysville Mayor/Council, Jefferson County Land Development

Estimated Time Frame for Completion	2025
Estimated Cost	Less Than \$10,000 Annually
Funding Source	Local
Priority/Status	Medium; Ongoing
Action Description	Monitor Subsidence Risk Factors
Goal	Prevention Natural Resource Protection
Hazards Addressed	Land Subsidence
Local Planning Mechanism	City of Graysville, Jefferson County EMA, Alabama Mine Reclamation Division
Estimated Time Frame for Completion	2020
Estimated Cost	Less Than \$10,000 Annually
Funding Source	Local
Priority/Status	Medium; Ongoing
Action Description	Remove Existing Structures from Subsidence Hazard Areas. All Known Structures in Subsidence Areas Have Been Removed.
Goal	Property Protection Structural Mitigation
Hazards Addressed	Land Subsidence

Local Planning Mechanism	Graysville Mayor/Council, Jefferson County Land Development, Alabama Mine Reclamation Division
Estimated Time Frame for Completion	2025
Estimated Cost	Less Than \$10,000 Annually
Funding Source	Local
Priority/Status	Low; Ongoing

Action Description	Educate Residents About Subsidence
Goal	Public Education and Awareness
Hazards Addressed	Land Subsidence
Local Planning Mechanism	Graysville Mayor/Council, Jefferson County Land Development
Estimated Time Frame for Completion	2025
Estimated Cost	Less Than \$10,000 Annually
Funding Source	Local
Priority/Status	Low; Replaced
	Subsidence hazard awareness is advertised annually via social media, website postings, and partnerships with the media. This mitigation action has been replaced with a new action in order to streamline the plan and to adopt the “all hazards” approach within mitigation planning and awareness

Action Description	Complete Construction of Safe Rooms in Central Graysville and in Graysville East Community

Goal	Property Protection Structural Mitigation Public Education and Awareness
Hazards Addressed	Tornadoes
Local Planning Mechanism	Graysville Mayor/Council, Building Inspector, Jefferson County EMA
Estimated Time Frame for Completion	2025
Estimated Cost	Less Than \$10,000 Annually
Funding Source	Local
Priority/Status	High; incomplete This action has not been completed due to lack of funding. The timeframe on this action has been extended to ensure completion.
Action Description	Enforce Building Codes and Require Wind-Resistant Building Techniques
Goal	Prevention Property Protection
Hazards Addressed	Tornadoes
Local Planning Mechanism	City of Graysville, Building Inspector
Estimated Time Frame for Completion	Annually
Estimated Cost	Less Than \$10,000 Annually
Funding Source	Local
Priority/Status	High; Yearly

Action Description	Educate Citizens by Conducting Tornado Awareness Activities. Include a Link to State of Alabama Emergency Management Preparedness Web Page on City Website
Goal	Public Education and Awareness
Hazards Addressed	Tornadoes
Local Planning Mechanism	Graysville Mayor/Council, Graysville Fire and Rescue
Estimated Time Frame for Completion	Annually
Estimated Cost	Less Than \$10,000 Annually
Funding Source	Local
Priority/Status	High; Yearly
Action Description	Map and Assess Vulnerability to Wildfire
Goal	Prevention Property Protection Natural Resource Protection
Hazards Addressed	Wildfires
Local Planning Mechanism	Graysville Mayor/Council, Graysville Fire and Rescue
Estimated Time Frame for Completion	2025
Estimated Cost	Less Than \$10,000 Annually
Funding Source	Local

Priority/Status	High; Ongoing
Action Description	Incorporate Wildfire Mitigation in The Comprehensive Plan
Goal	Prevention Property Protection Natural Resource Protection
Hazards Addressed	Wildfires
Local Planning Mechanism	Graysville Fire and Rescue
Estimated Time Frame for Completion	2020
Estimated Cost	Less Than \$10,000 Annually
Funding Source	Local
Priority/Status	High; Ongoing
Action Description	Establish Contacts with Land Departments of Large Local Corporate Landowners and Discuss Wildfire Risks and Mitigation Actions
Goal	Prevention Public Education and Awareness
Hazards Addressed	Wildfires
Local Planning Mechanism	Building Inspection

Estimated Time Frame for Completion	2025
Estimated Cost	Less Than \$10,000 Annually
Funding Source	Local
Priority/Status	Medium; Ongoing
Action Description	Encourage Fire Resistant Construction Techniques Through the Enforcement of Existing Building Codes
Goal	Prevention Property Protection Structural Mitigation Public Education and Awareness
Hazards Addressed	Wildfires
Local Planning Mechanism	Graysville Mayor/Council, Building Inspector, Graysville Fire and Rescue
Estimated Time Frame for Completion	2025
Estimated Cost	Less Than \$10,000 Annually
Funding Source	Local
Priority/Status	Medium; Ongoing
Action Description	Retrofit At-Risk Structures with Ignition-Resistant Materials
Goal	Prevention Property Protection Structural Mitigation

Hazards Addressed	Wildfires
Local Planning Mechanism	Graysville Mayor/Council, Building Inspector, Graysville Fire and Rescue
Estimated Time Frame for Completion	2025
Estimated Cost	Graysville Mayor/Council, Building Inspector, Graysville Fire and Rescue
Funding Source	Local/Private
Priority/Status	Medium; Ongoing
Action Description	Create Defensible Space Around Structures and Infrastructure. Evaluate Areas Surrounding Key Infrastructure Assets Such as Water Tanks and Pump Stations
Goal	Prevention Property Protection Natural Resource Protection Structural Mitigation
Hazards Addressed	Wildfires
Local Planning Mechanism	Graysville Mayor/Council, Building Inspector, Graysville Fire and Rescue
Estimated Time Frame for Completion	2025
Estimated Cost	Less Than \$10,000 Annually
Funding Source	Local/Private
Priority/Status	Medium; Ongoing

Action Description	Conduct Maintenance on Critical Infrastructure to Reduce Risk
Goal	Prevention Property Protection Natural Resource Protection Structural Mitigation
Hazards Addressed	Wildfires
Local Planning Mechanism	Graysville Mayor/Council, Building Inspector, Graysville Fire and Rescue
Estimated Time Frame for Completion	2025
Estimated Cost	Less Than \$10,000 Annually
Funding Source	Local/Private
Priority/Status	Medium; Ongoing
Action Description	Implement A Fuels Management Program
Goal	Prevention Property Protection Natural Resource Protection
Hazards Addressed	Wildfires
Local Planning Mechanism	Graysville Mayor/Council, Graysville Fire and Rescue
Estimated Time Frame for Completion	2025
Estimated Cost	Less Than \$10,000 Annually
Funding Source	Local/Private

Priority/Status	Medium; Ongoing
Action Description	Increase Citizen Wildfire Risk Awareness
Goal	Public Education and Awareness
Hazards Addressed	Wildfires
Local Planning Mechanism	Graysville Mayor/Council, Graysville Fire and Rescue
Estimated Time Frame for Completion	Annually
Estimated Cost	Less Than \$10,000 Annually
Funding Source	Local/Private
Priority/Status	High; Yearly
Action Description	Educate Property Owners About Wildfire Mitigation Techniques
Goal	Public Education and Awareness
Hazards Addressed	Wildfires
Local Planning Mechanism	Graysville Mayor/Council, Graysville Fire and Rescue
Estimated Time Frame for Completion	Annually
Estimated Cost	Less Than \$10,000 Annually
Funding Source	Local/Private

Priority/Status	High; Yearly
Action Description	Adopt and Enforce Building Codes
Goal	Prevention Property Protection
Hazards Addressed	Winter Storms/Freezes
Local Planning Mechanism	Graysville Mayor/Council, Building Inspector
Estimated Time Frame for Completion	Annually
Estimated Cost	Less Than \$10,000 Annually
Funding Source	Local
Priority/Status	High; Yearly
Action Description	Protect Buildings and Infrastructure by Including All Critical Components in Insurance Coverage
Goal	Prevention Property Protection Structural Mitigation
Hazards Addressed	Winter Storms/Freezes
Local Planning Mechanism	Graysville Mayor/Council

Estimated Time Frame for Completion	2020
Estimated Cost	Less Than \$10,000 Annually
Funding Source	Local
Priority/Status	High; Ongoing
Action Description	Identify Vulnerable Power Lines and Provide Locations to Alabama Power Company Representatives
Goal	Prevention Structural Mitigation
Hazards Addressed	Winter Storms/Freezes
Local Planning Mechanism	Graysville Mayor/Council, Street Department
Estimated Time Frame for Completion	2020
Estimated Cost	Less Than \$10,000 Annually
Funding Source	Local/Other
Priority/Status	High; Ongoing
Action Description	Reduce Impacts to Roadways by Plowing and Sanding During Winter Weather Events
Goal	Structural Mitigation
Hazards Addressed	Winter Storms/Freezes

Local Planning Mechanism	Graysville Mayor/Council, Street Department
Estimated Time Frame for Completion	2020
Estimated Cost	Less Than \$10,000 Annually
Funding Source	Local/Other
Priority/Status	Medium; Ongoing as needed
Action Description	Conduct Winter Weather Risk Awareness Activities
Goal	Public Education and Awareness
Hazards Addressed	Winter Storms/Freezes
Local Planning Mechanism	Graysville Mayor/Council, Graysville Fire and Rescue
Estimated Time Frame for Completion	2020
Estimated Cost	Less Than \$10,000 Annually
Funding Source	Local
Priority/Status	High; Completed; Replaced Winter Weather risk and hazard awareness is advertised annually via social media, website postings, and partnerships with the media. This mitigation action has been replaced with a new action in order to streamline the plan and to adopt the “all hazards” approach within mitigation planning and awareness
Action Description	Develop List of Elderly or Citizens at Risk During Winter Weather and Develop Methodology of Contacting Those Citizens
Goal	Property Protection Public Education and Awareness
Hazards Addressed	Winter Storms/Freezes

Local Planning Mechanism	Graysville Mayor/Council
Estimated Time Frame for Completion	2016
Estimated Cost	Less Than \$10,000 Annually
Funding Source	Local/Private
Priority/Status	High; Ongoing
Action Description	Increase Awareness of Extreme Temperature Risk and Safety
Goal	Public Education and Awareness
Hazards Addressed	Extreme Temperatures
Local Planning Mechanism	Graysville Fire and Rescue
Estimated Time Frame for Completion	Annually
Estimated Cost	Less Than \$10,000 Annually
Funding Source	Local
Priority/Status	High; Yearly; Replaced Extreme Temperature hazard awareness is advertised annually via social media, website postings, and partnerships with the media. This mitigation action has been replaced with a new action in order to streamline the plan and to adopt the “all hazards” approach within mitigation planning and awareness.
Action Description	Develop List of Elderly or Citizens at Risk During Winter Weather Events and Develop Methodology of Contacting Those Citizens
Goal	Property Protection Public Education and Awareness
Hazards Addressed	Winter Storms/Freezes

Local Planning Mechanism	Graysville Mayor/Council, Graysville Fire and Rescue
Estimated Time Frame for Completion	Annually
Estimated Cost	Less Than \$10,000 Annually
Funding Source	Local/Private
Priority/Status	High; Annually
Action Description	Educate Property Owners About Freezing Pipes by Reminders Included on Monthly Bills and Inclusion of Information on City's Website
Goal	Public Education and Awareness
Hazards Addressed	Extreme Temperatures
Local Planning Mechanism	Graysville Mayor/Council, Graysville Water and Gas Department
Estimated Time Frame for Completion	2020
Estimated Cost	Less Than \$10,000 Annually
Funding Source	Local
Priority/Status	High; Completed; Replaced Freezing pipe awareness falls under winter weather hazard awareness, and is advertised annually via social media, website postings, and partnerships with the media. This mitigation action has been replaced with a new action in order to streamline the plan and to adopt the "all hazards" approach within mitigation planning and awareness.
Action Description	Complete Construction of Safe Rooms in Central Graysville and in Graysville East Community

Goal	Property Protection Structural Mitigation Public Education and Awareness
Hazards Addressed	Hail
Local Planning Mechanism	Graysville Mayor/Council, Jefferson County EMA
Estimated Time Frame for Completion	2020
Estimated Cost	Less Than \$10,000 Annually
Funding Source	Local
Priority/Status	High; Ongoing
Action Description	Protect Buildings from Hail Damage
Goal	Prevention Property Protection Structural Mitigation
Hazards Addressed	Hail
Local Planning Mechanism	Graysville Mayor/Council, Building Inspector
Estimated Time Frame for Completion	2025
Estimated Cost	Less Than \$10,000 Annually
Funding Source	Local
Priority/Status	Low; Completed This action has not been completed due to lack of funding.

Action Description	Increase Hail Risk Awareness
Goal	Public Education and Awareness
Hazards Addressed	Hail
Local Planning Mechanism	Graysville Mayor/Council, Building Inspector, Graysville Fire and Rescue
Estimated Time Frame for Completion	2020
Estimated Cost	Less Than \$10,000 Annually
Funding Source	Local/Private
Priority/Status	High; Completed; Replaced Hail risk and hazard awareness is advertised annually via social media, website postings, and partnerships with the media. This mitigation action has been replaced with a new action in order to streamline the plan and to adopt the “all hazards” approach within mitigation planning and awareness.

Action Description	Map and Assess Vulnerability to Landslides
Goal	Prevention
Hazards Addressed	Landslide
Local Planning Mechanism	Graysville Mayor/Council, Building Inspector
Estimated Time Frame for Completion	2025
Estimated Cost	Less Than \$10,000 Annually
Funding Source	Local
Priority/Status	Low; Ongoing

Action Description	Manage Development in Landslide Hazard Areas
Goal	Prevention
Hazards Addressed	Landslide
Local Planning Mechanism	Graysville Mayor/Council, Building Inspector, Jefferson County Land Development
Estimated Time Frame for Completion	2025
Estimated Cost	Less Than \$10,000 Annually
Funding Source	Local
Priority/Status	Low; Ongoing
Action Description	Prevent Impacts to Roadways
Goal	Prevention Structural Mitigation
Hazards Addressed	Landslide
Local Planning Mechanism	Graysville Mayor/Council, Street Department, Jefferson County Land Development
Estimated Time Frame for Completion	2025
Estimated Cost	Less Than \$10,000 Annually
Funding Source	Local
Priority/Status	Low; Ongoing

Action Description	Remove Existing Buildings and Infrastructure from Landslide Hazard Areas
Goal	Property Protection Structural Mitigation
Hazards Addressed	Landslide
Local Planning Mechanism	Graysville Mayor/Council, Jefferson County Land Development
Estimated Time Frame for Completion	2025
Estimated Cost	Less Than \$10,000 Annually
Funding Source	Private/Other
Priority/Status	Low; Ongoing

Action Description	Identify and Protect Critical Facilities and Equipment and Include All Critical Facilities in Insurance Coverage
Goal	Property Protection Structural Mitigation
Hazards Addressed	Lightning
Local Planning Mechanism	Graysville Mayor/Council
Estimated Time Frame for Completion	2020
Estimated Cost	Less Than \$10,000 Annually
Funding Source	Local
Priority/Status	High; Ongoing
Action Description	Conduct Lightning Awareness Programs and Include Information on City's Web Page
Goal	Public Education and Awareness
Hazards Addressed	Lightning
Local Planning Mechanism	Graysville Mayor/Council, Graysville Fire and Rescue
Estimated Time Frame for Completion	2020
Estimated Cost	Less Than \$10,000 Annually
Funding Source	Local
Priority/Status	High; Completed; Replaced Lightning hazard awareness is advertised annually via social media, website postings, and partnerships with the media. This mitigation action has been replaced with a new action in order to streamline the plan and to adopt the "all hazards" approach within mitigation planning and awareness.

Action Description	Enforce IRC and IRB Building Codes Adopted by City Council
Goal	Prevention Property Protection
Hazards Addressed	Severe Wind
Local Planning Mechanism	Graysville Mayor/Council, Building Inspector
Estimated Time Frame for Completion	2016
Estimated Cost	Less Than \$10,000 Annually
Funding Source	Local
Priority/Status	High; Ongoing

Action Description	Require Site and Building Design Standards to Minimize Wind Damage
Goal	Prevention Property Protection
Hazards Addressed	Severe Wind
Local Planning Mechanism	Graysville Mayor/Council, Building Inspector
Estimated Time Frame for Completion	2025
Estimated Cost	Less Than \$10,000 Annually
Funding Source	Local/Other
Priority/Status	Medium; Ongoing
Action Description	Assess Vulnerability to Severe Wind by Regular Drive by Inspections
Goal	Prevention
Hazards Addressed	Severe Wind
Local Planning Mechanism	Graysville Mayor/Council, Building Inspector, Street Department
Estimated Time Frame for Completion	2016
Estimated Cost	Graysville Mayor/Council, Building Inspector
Funding Source	Local

Priority/Status	High; Ongoing
Action Description	Protect Power Lines and Infrastructure by Conducting Regular Drive by Inspections and Communication With Alabama Power Company Representatives
Goal	Prevention Property Protection Structural Mitigation
Hazards Addressed	Severe Wind
Local Planning Mechanism	Graysville Mayor/Council, Street Department
Estimated Time Frame for Completion	2020
Estimated Cost	Less Than \$10,000 Annually
Funding Source	Local/Other
Priority/Status	High; Ongoing
Action Description	Retrofit Residential Buildings

Goal	Prevention Property Protection Structural Mitigation
Hazards Addressed	Severe Wind
Local Planning Mechanism	Graysville Mayor/Council, Building Inspector
Estimated Time Frame for Completion	2025
Estimated Cost	\$500,000+
Funding Source	Local/Private
Priority/Status	Low; Ongoing
Action Description	Retrofit Public Buildings and Critical Facilities
Goal	Prevention Property Protection Structural Mitigation
Hazards Addressed	Severe Wind
Local Planning Mechanism	Graysville Mayor/Council

Estimated Time Frame for Completion	2025
Estimated Cost	\$100,000+
Funding Source	Local/Private
Priority/Status	Low; Ongoing
Action Description	Increase Severe Wind Risk Awareness by Adding Information on City's Website
Goal	Public Education and Awareness
Hazards Addressed	Severe Wind
Local Planning Mechanism	Graysville Mayor/Council, Graysville Fire and Rescue
Estimated Time Frame for Completion	2020
Estimated Cost	Less Than \$10,000 Annually
Funding Source	Local/Other
Priority/Status	High; Completed
Action Description	Assess Community Risk Through Regular Contact With Jefferson County EMA
Goal	Prevention
Hazards Addressed	Multiple Hazards
Local Planning Mechanism	Graysville Mayor/Council, Graysville Fire and Rescue, Jefferson County EMA

Estimated Time Frame for Completion	2020
Estimated Cost	Less Than \$10,000 Annually
Funding Source	Local/Other
Priority/Status	High; Ongoing
Action Description	Map Community Risk with Assistance From Jefferson County EMA
Goal	Prevention
Hazards Addressed	Multiple Hazards
Local Planning Mechanism	Graysville Mayor/Council, Graysville Fire and Rescue, Jefferson County EMA
Estimated Time Frame for Completion	2016
Estimated Cost	Less Than \$10,000 Annually
Funding Source	Local/Other
Priority/Status	High; Completed
Action Description	Prevent Development in Hazard Areas Through Enforcement of Existing Building Codes
Goal	Prevention
Hazards Addressed	Multiple Hazards
Local Planning Mechanism	Graysville Mayor/Council, Building Inspector

Estimated Time Frame for Completion	2020
Estimated Cost	Less Than \$10,000 Annually
Funding Source	Local/Other
Priority/Status	High; Ongoing
Action Description	Adopt Development Regulations in Hazard Areas
Goal	Prevention
Hazards Addressed	Multiple Hazards
Local Planning Mechanism	Graysville Mayor/Council
Estimated Time Frame for Completion	Annually
Estimated Cost	Less Than \$10,000 Annually
Funding Source	Local/Other
Priority/Status	High; Yearly
Action Description	Limit Density in Hazard Areas
Goal	Prevention
Hazards Addressed	Multiple Hazards
Local Planning Mechanism	Graysville Mayor/Council

Estimated Time Frame for Completion	2025
Estimated Cost	Less Than \$10,000 Annually
Funding Source	Local/Other
Priority/Status	Medium; Ongoing
Action Description	Integrate Mitigation into Local Planning
Goal	Prevention
Hazards Addressed	Multiple Hazards
Local Planning Mechanism	Graysville Mayor/Council
Estimated Time Frame for Completion	Annually
Estimated Cost	Less Than \$10,000 Annually
Funding Source	Local/Other
Priority/Status	High; Yearly
Action Description	Strengthen Land Use Regulations
Goal	Prevention
Hazards Addressed	Multiple Hazards
Local Planning Mechanism	Graysville Mayor/Council

Estimated Time Frame for Completion	2025
Estimated Cost	Less Than \$10,000 Annually
Funding Source	Local/Other
Priority/Status	High; Incomplete No action in past five years due to lack of funding. The time frame for this action has been extended in order to see completion.
Action Description	Enforce Building Codes
Goal	Prevention Property Protection
Hazards Addressed	Multiple Hazards
Local Planning Mechanism	Greysville Mayor/Council, Building Inspector
Estimated Time Frame for Completion	Annually
Estimated Cost	Less Than \$10,000 Annually
Funding Source	Local
Priority/Status	High; Yearly
Action Description	Protect Infrastructure and Critical Facilities by Inclusion in Insurance Coverage
Goal	Property Protection Structural Mitigation
Hazards Addressed	Multiple Hazards

Local Planning Mechanism	Graysville Mayor/Council
Estimated Time Frame for Completion	2018
Estimated Cost	Less Than \$10,000 Annually
Funding Source	Local/Other
Priority/Status	High; Ongoing
Action Description	Increase Hazard Education, Risk Awareness, and Improve Household Disaster Preparedness. Include a Link to State of Alabama Emergency Management Preparedness Web Page on City Website
Goal	Public Education and Awareness
Hazards Addressed	Multiple Hazards
Local Planning Mechanism	Graysville Mayor/Council, Graysville Fire and Rescue, Jefferson County EMA
Estimated Time Frame for Completion	2018
Estimated Cost	Less Than \$10,000 Annually
Funding Source	Local
Priority/Status	High; Completed
Action Description	Add Outdoor Warning Sirens Inside Municipal Boundary

Goal	Emergency Services Public Education and Awareness
Hazards Addressed	Multiple Hazards
Local Planning Mechanism	Jefferson County Emergency Management Agency, Mayors Office
Estimated Time Frame for Completion	Long Term
Estimated Cost	Unknown
Funding Source	Local/ State/ Federal
Priority/Status	New Action; High
Action Description	Build and/or Purchase Saferooms And Place Inside Municipal Boundary
Goal	Prevention Emergency Services Public Education and Awareness
Hazards Addressed	Multiple Hazards
Local Planning Mechanism	Mayor's Office, Jefferson County EMA
Estimated Time Frame for Completion	Long Term
Estimated Cost	Unknown
Funding Source	Local/State/Federal
Priority/Status	New Action; High

Action Description	Protect and/or Retrofit Critical Facilities and Infrastructure.
Goal	Prevention Property Protection Structural Mitigation
Hazards Addressed	All Hazards
Local Planning Mechanism	Mayor's Office, Jefferson County EMA
Estimated Time Frame for Completion	Long Term
Estimated Cost	
Funding Source	FEMA/State/Local
Priority/Status	New; High; Yearly The previous mitigation plan had Protect Critical Facilities and Infrastructure for every individual hazard. This mitigation action replaces those actions in order to streamline the plan and to adopt the "all hazards" approach within mitigation planning.
Action Description	Protect and/or Retrofit Utility Infrastructure
Goal	Prevention Property Protection Structural Mitigation
Hazards Addressed	All Hazards
Local Planning Mechanism	Mayor's Office, Jefferson County EMA
Estimated Time Frame for Completion	Long Term
Estimated Cost	
Funding Source	FEMA/State/Local

Priority/Status	New; High; The previous mitigation plan had Protect and/or Retrofit Utility Infrastructure for every individual hazard. This mitigation action replaces those actions in order to streamline the plan and to adopt the “all hazards” approach within mitigation planning.
Action Description	Assess Vulnerability and Hazard Risk
Goal	Emergency Services Public Education and Awareness Prevention Property Protection Structural Mitigation
Hazards Addressed	Multiple Hazards
Local Planning Mechanism	Jefferson County Emergency Management Agency, Mayors Office
Estimated Time Frame for Completion	Long Term
Estimated Cost	Unknown
Funding Source	Local, State, Federal
Priority/Status	New Action; High
Action Description	Increase Hazard Awareness and Increase Preparedness Within the Home through campaigns, fairs, seminars, direct mailings, materials, public service announcements, and other means of communications
Goal	Emergency Services Public Education and Awareness Prevention
Hazards Addressed	Multiple Hazards
Local Planning Mechanism	Jefferson County Emergency Management Agency, Mayors Office, Fire Department
Estimated Time Frame for Completion	Long Term
Estimated Cost	Unknown

Funding Source	Local, State, Federal
Priority/Status	New; High; Ongoing
Action Description	Adopt and enforce building codes
Goal	Property Protection Structural Mitigation Prevention
Hazards Addressed	Multiple Hazards
Local Planning Mechanism	Jefferson County Emergency Management Agency, Mayors Office, Fire Department, Building Inspection, Engineering Department
Estimated Time Frame for Completion	Long Term
Estimated Cost	Unknown
Funding Source	Local, State, Federal
Priority/Status	New; Medium; Ongoing

Action Description	Assist Vulnerable Populations
Goal	Public Education and Awareness Prevention
Hazards Addressed	Multiple Hazards
Local Planning Mechanism	Jefferson County Emergency Management Agency, Mayors Office, Jefferson County VOAD
Estimated Time Frame for Completion	Long Term
Estimated Cost	Unknown
Funding Source	Local, State and Federal
Priority/Status	New; High; Ongoing

Action Description	Remove Existing buildings and infrastructure from hazard areas
Goal	Property Protection Structural Mitigation Prevention
Hazards Addressed	Multiple Hazards
Local Planning Mechanism	Jefferson County Emergency Management Agency, Mayors Office
Estimated Time Frame for Completion	Long Term
Estimated Cost	Unknown
Funding Source	Local, State, Federal
Priority/Status	New; Medium
Action Description	Reduce impacts to roadways and bridges

Goal	Emergency Services Structural Mitigation Prevention
Hazards Addressed	Multiple Hazards
Local Planning Mechanism	Jefferson County Emergency Management Agency, Mayors Office, Public Works, ALDOT
Estimated Time Frame for Completion	Long Term
Estimated Cost	Unknown
Funding Source	Local, State and Federal
Priority/Status	New; Medium
Action Description	Construct Hazard Resilient Facilities and Infrastructure in order to provide continuity of operations and government.
Goal	Emergency Services Property Protection Structural Mitigation Prevention
Hazards Addressed	Multiple Hazards
Local Planning Mechanism	Jefferson County Emergency Management Agency
Estimated Time Frame for Completion	Long Term
Estimated Cost	Unknown
Funding Source	Local, State and Federal
Priority/Status	New; Low

Homewood's Mitigation Action Plan	
Action Description	Hazard Awareness Weeks
Goal	Public Education and Awareness
Hazards Addressed	All Hazards
Local Planning Mechanism	Public Safety – Fire and Police, JeffCo EMA
Estimated Time Frame for Completion	Annually
Estimated Cost	
Funding Source	FEMA/Local/Other
Priority/Status	Medium; Yearly; Replaced Hazard awareness weeks are advertised via social media and websites in partnership with the Jefferson County EMA. This mitigation action has been replaced with a new action in order to streamline the plan and to adopt the “all hazards” approach within mitigation planning and awareness.

Action Description	Preparedness Handbooks, Brochures. Distribution of Severe Weather Guides, Homeowner's Retrofit Guide, Etc.
Goal	Public Education and Awareness
Hazards Addressed	All Hazards
Local Planning Mechanism	Public Safety – Fire and Police, JeffCo EMA
Estimated Time Frame for Completion	Seasonal
Estimated Cost	
Funding Source	FEMA/Local/Other
Priority/Status	Medium; Yearly; Replaced Brochures and information are provided to the public in various ways via the agency website, social media, and public engagement events. This mitigation action has been replaced with a new action in order to streamline the plan and to adopt the “all hazards” approach within mitigation planning and awareness.

Action Description	Regular Newspaper Articles.
Goal	Public Education and Awareness
Hazards Addressed	All Hazards
Local Planning Mechanism	Public Safety – Fire and Police, JeffCo EMA
Estimated Time Frame for Completion	Quarterly, newsletters
Estimated Cost	
Funding Source	FEMA/Local

Priority/Status	Medium; Yearly No action in past five years due to lack of funding.
Action Description	Emergency Preparedness Education Programs for Schools.
Goal	Public Education and Awareness
Hazards Addressed	All Hazards
Local Planning Mechanism	Public Safety – Fire and Police, JeffCo EMA
Estimated Time Frame for Completion	Ongoing, Semi-Annually
Estimated Cost	
Funding Source	FEMA/Local/Other
Priority/Status	Medium; Yearly

Action Description	Drills, Exercises in Homes, Workplaces, Classrooms, Etc.
Goal	Public Education and Awareness
Hazards Addressed	All Hazards
Local Planning Mechanism	Public Safety – Fire and Police
Estimated Time Frame for Completion	Ongoing, Semi-Annually
Estimated Cost	
Funding Source	FEMA/Local/Other
Priority/Status	Medium; Yearly
	These activities are encouraged through awareness weeks, via social media and agency websites. These activities are also required to occur within the jurisdictional school system.

Action Description	Public Service Announcements.
Goal	Public Education and Awareness
Hazards Addressed	All Hazards
Local Planning Mechanism	Public Safety – Fire and Police, JeffCo EMA
Estimated Time Frame for Completion	Quarterly
Estimated Cost	
Funding Source	FEMA/Local/Other
Priority/Status	Medium; Yearly
Action Description	Hazard “Safety Fairs”.
Goal	Public Education and Awareness
Hazards Addressed	All Hazards
Local Planning Mechanism	Public Safety – Fire and Police, JeffCo EMA
Estimated Time Frame for Completion	Annually
Estimated Cost	
Funding Source	FEMA/Local/Other
Priority/Status	Medium; Yearly; Replaced
	These events occur annually, via visits to schools, community events, community groups and our large annual event also known as “Be Ready Day.” This mitigation action has been replaced with a new action in order to streamline the plan and to adopt the “all hazards” approach within mitigation planning and awareness.

Action Description	Hazard Conferences, Seminars.
Goal	Public Education and Awareness
Hazards Addressed	All Hazards
Public Safety – Fire and Police,	Public Safety – Fire and Police, JeffCo EMA
Estimated Time Frame for Completion	Ongoing, booths set up at different public events annually
Estimated Cost	
Funding Source	FEMA/Local/Other
Priority/Status	Medium; Ongoing; Replaced No action in past five years due to lack of funding. This mitigation action has been replaced with a new action in order to streamline the plan and to adopt the “all hazards” approach within mitigation planning and awareness.
Action Description	Direct Mailings
Goal	Public Education and Awareness
Hazards Addressed	All Hazards
Local Planning Mechanism	Public Safety – Fire and Police, JeffCo EMA
Estimated Time Frame for Completion	Annually, Mail Surveys Out to Update Hazard Mitigation Information
Estimated Cost	
Funding Source	FEMA/Local/Other
Priority/Status	Medium; Yearly

Action Description	Utility Bill Inserts.
Goal	Public Education and Awareness
Hazards Addressed	All Hazards
Local Planning Mechanism	Public Safety – Fire and Police, JeffCo EMA
Estimated Time Frame for Completion	2025
Estimated Cost	
Funding Source	FEMA/Local/Other
Priority/Status	Medium; Incomplete This action hasn't been completed in the last five years due to the lack of funding. Time frame has been extended to ensure completion.
Action Description	Annual Correspondence with Residents Reminding Them of The Need to Be Hazard Prepared.
Goal	Public Education and Awareness
Hazards Addressed	All Hazards
Local Planning Mechanism	Public Safety – Fire and Police, JeffCo EMA, Building, Engineering, Zoning
Estimated Time Frame for Completion	Annually
Estimated Cost	
Funding Source	FEMA/Local/Other
Priority/Status	Medium; Replaced Correspondence has been amplified via the use of social media platforms, and news media partnerships. This mitigation action has been replaced with a new action in order to streamline the plan and to adopt the “all hazards” approach within mitigation planning and awareness.

Action Description	Assess Vulnerability to Drought Risk
Goal	Prevention Natural Resource Protection
Hazards Addressed	Drought
Local Planning Mechanism	Mayor, Council, Planning
Estimated Time Frame for Completion	2020
Estimated Cost	
Funding Source	FEMA/Local/Other
Priority/Status	Low; Completed
Action Description	Monitor Drought Conditions
Goal	Prevention Natural Resource Protection
Hazards Addressed	Droughts
Local Planning Mechanism	Mayor, Council, Fire
Estimated Time Frame for Completion	2020
Estimated Cost	
Funding Source	FEMA/Local/Other

Priority/Status	Low; Completed
Action Description	Monitor Water Supply
Goal	Prevention Natural Resource Protection
Hazards Addressed	Drought
Local Planning Mechanism	Fire, Birmingham Water, Jeffco EMA
Estimated Time Frame for Completion	Continuously
Estimated Cost	
Funding Source	FEMA/Local/Other
Priority/Status	Low; Ongoing The Water supply is monitored via our partnerships with local utilities.
Action Description	Plan for Drought
Goal	Prevention Natural Resource Protection
Hazards Addressed	Drought
Local Planning Mechanism	Birmingham Water, Jeffco EMA
Estimated Time Frame for Completion	2020
Estimated Cost	

Funding Source	FEMA/Local/Other
Priority/Status	Low; Completed Drought planning is done annually in partnership with the EMA.
Action Description	Require Water Conservation During Drought Conditions.
Goal	Prevention Natural Resource Protection
Hazards Addressed	Drought
Local Planning Mechanism	Mayor, Council, Planning, Birmingham Water, Jeffco EMA
Estimated Time Frame for Completion	Annually
Estimated Cost	
Funding Source	Local
Priority/Status	Low; Yearly
Action Description	Retrofit Water Supply Systems.
Goal	Property Protection Natural Resource Protection Structural Mitigation
Hazards Addressed	Drought
Local Planning Mechanism	Birmingham Water, Jeffco EMA

Estimated Time Frame for Completion	2030
Estimated Cost	
Funding Source	Local
Priority/Status	Low; Incomplete No action in past five years due to lack of funding. The time frame on this action has been extended in order to see completion.
Action Description	Enhance Landscaping and Design Measures
Goal	Natural Resource Protection
Hazards Addressed	Drought
Local Planning Mechanism	Mayor, Council, Planning, Engineering
Estimated Time Frame for Completion	2025
Estimated Cost	
Funding Source	Local
Priority/Status	Low, Ongoing
Action Description	Educate Residents on Water Saving Techniques.
Goal	Natural Resource Protection Public Education and Awareness
Hazards Addressed	Drought

Local Planning Mechanism	Birmingham Water, Jeffco EMA
Estimated Time Frame for Completion	Semi-Annually
Estimated Cost	
Funding Source	Local
Priority/Status	Low; Yearly; Replaced Water saving techniques are broadcasted and amplified when extended periods of low to no precipitation occurs. This information is published via social media, website, meetings and local partnerships with news media. This mitigation action has been replaced with a new action in order to streamline the plan and to adopt the “all hazards” approach within mitigation planning and awareness.
Action Description	Adopt and Enforce Building Codes.
Goal	Prevention Property Protection
Hazards Addressed	Earthquakes
Local Planning Mechanism	Mayor, Council, Building, Engineering, Zoning
Estimated Time Frame for Completion	2020
Estimated Cost	
Funding Source	Local
Priority/Status	Low; Replaced The previous mitigation plan had adopt and enforce building codes for every individual hazard. . This mitigation action has been replaced with a new action in order to streamline the plan and to adopt the “all hazards” approach within mitigation planning and awareness.
Action Description	Incorporate Earthquake Mitigation into Local Planning.
Goal	Prevention

Hazards Addressed	Earthquakes
Local Planning Mechanism	Building, Engineering, Zoning
Estimated Time Frame for Completion	Annually
Estimated Cost	
Funding Source	Local
Priority/Status	Low; Yearly
Action Description	Map and Assess Community Vulnerability to Seismic Hazards.
Goal	Prevention
Hazards Addressed	Earthquakes
Local Planning Mechanism	GIS
Estimated Time Frame for Completion	2025
Estimated Cost	
Funding Source	Local
Priority/Status	Low, Ongoing
Action Description	Conduct Inspections of Building Safety.

Goal	Prevention Property Protection
Hazards Addressed	Earthquakes
Local Planning Mechanism	Fire, Building Inspections
Estimated Time Frame for Completion	Long Term
Estimated Cost	
Funding Source	Local
Priority/Status	Low; Ongoing This action has not been completed due to lack of funding. Though inspections are completed annually, the timeframe and status has changed to improve the inspection process as well as maintain prior inspections.
Action Description	Protect Critical Facilities and Infrastructure.
Goal	Property Protection Structural Mitigation
Hazards Addressed	Earthquakes
Local Planning Mechanism	Fire
Estimated Time Frame for Completion	Ongoing, Annually
Estimated Cost	
Funding Source	Local
Priority/Status	Low; Ongoing; Replaced The previous mitigation plan had Protect Critical Facilities and Infrastructure for every individual hazard. Another mitigation action replaces this current action in order to streamline the plan and to adopt the “all hazards” approach within mitigation planning.

Action Description	Implement Structural Mitigation Techniques
Goal	Structural Mitigation
Hazards Addressed	Earthquakes
Local Planning Mechanism	Building, Engineering, Zoning, Fire
Estimated Time Frame for Completion	2030
Estimated Cost	
Funding Source	Local
Priority/Status	Low; Incomplete This action has not been completed due to lack of funding. The timeframe on this action has been extended to ensure completion.
Action Description	Increase Earthquake Risk Awareness
Goal	Public Education and Awareness
Hazards Addressed	Earthquakes
Local Planning Mechanism	Fire, Jeffco EMA
Estimated Time Frame for Completion	Provide FEMA's Information to Educate Local Citizens on A Semi-Annual Basis.
Estimated Cost	
Funding Source	Local
Priority/Status	Low; Yearly; Replaced Earthquake awareness has been advertised via social media and website postings. This mitigation action has been replaced with a new action in order to streamline the plan and to adopt the "all hazards" approach within mitigation planning and awareness.

Action Description	Conduct Outreach to Builders, Architects, Engineers, And Inspectors.
Goal	Prevention Public Education and Awareness
Hazards Addressed	Earthquakes
Local Planning Mechanism	Jeffco EMA
Estimated Time Frame for Completion	Long Term
Estimated Cost	
Funding Source	Local
Priority/Status	Low; Ongoing Partnerships and outreach needs to be an ongoing effort, rather than a time constraining goal. Due to that, the time frame has been extended as this is a goal that needs to be improved and then maintained.
Action Description	Provide Information on Structural and Non-Structural Retrofitting.
Goal	Property Protection Structural Mitigation Public Education and Awareness
Hazards Addressed	Earthquakes
Local Planning Mechanism	Building Inspection, Engineering, Zoning
Estimated Time Frame for Completion	2020
Estimated Cost	
Funding Source	Local

Priority/Status	Low; Replaced This mitigation action has been replaced with a new action in order to streamline the plan and to adopt the “all hazards” approach within mitigation planning and awareness.
Action Description	Incorporate Flood Mitigation in Local Planning
Goal	Prevention
Hazards Addressed	Flooding
Local Planning Mechanism	Building, Engineering, Zoning, Fire
Estimated Time Frame for Completion	Annually
Estimated Cost	
Funding Source	FEMA/State/Local/Other
Priority/Status	Medium; Yearly
Action Description	Form Partnerships to Support Floodplain Management.
Goal	Prevention Property Protection Natural Resource Protection
Hazards Addressed	Flooding
Local Planning Mechanism	Building, Engineering, Zoning, Jefferson County
Estimated Time Frame for Completion	Annually
Estimated Cost	

Funding Source	FEMA/State/Local/Other
Priority/Status	Medium; Yearly
Action Description	Limit or Restrict Development in Floodplain Areas.
Goal	Prevention Property Protection Natural Resource Protection
Hazards Addressed	Flooding
Local Planning Mechanism	Building, Engineering, Zoning
Estimated Time Frame for Completion	2025
Estimated Cost	
Funding Source	FEMA/State/Local/Other
Priority/Status	Medium, Ongoing
Action Description	Adopt and Enforce Building Codes and Development Standards.
Goal	Prevention Property Protection Structural Mitigation
Hazards Addressed	Flooding
Local Planning Mechanism	Building, Engineering, Zoning

Estimated Time Frame for Completion	2020
Estimated Cost	
Funding Source	FEMA/State/Local/Other
Priority/Status	Medium; Replaced The previous mitigation plan had adopt and enforce building codes for every individual hazard. A new mitigation action has been developed in order to streamline the plan and to adopt the “all hazards” approach within mitigation planning.
Action Description	Improve Stormwater Management Planning
Goal	Prevention Property Protection Natural Resource Protection
Hazards Addressed	Flooding
Local Planning Mechanism	Building, Engineering, Zoning, Jefferson County
Estimated Time Frame for Completion	Annually
Estimated Cost	
Funding Source	FEMA/State/Local/Other
Priority/Status	Medium; Yearly
Action Description	Adopt Policies to Reduce Stormwater Runoff

Goal	Prevention Property Protection Natural Resource Protection Structural Mitigation
Hazards Addressed	Flooding
Local Planning Mechanism	Building, Engineering, Zoning, Jefferson County
Estimated Time Frame for Completion	2025
Estimated Cost	
Funding Source	FEMA/State/Local/Other
Priority/Status	Medium; This action has not been completed. The time frame for the action has been extended in order to ensure completion.
Action Description	Improve Flood Risk Assessment.
Goal	Prevention
Hazards Addressed	Flooding
Local Planning Mechanism	Building, Engineering, Zoning, Jefferson County
Estimated Time Frame for Completion	2025
Estimated Cost	
Funding Source	FEMA/State/Local/Other
Priority/Status	Medium; Incomplete This action has not been completed. The time frame for the action has been extended in order to ensure completion.

Action Description	Join or Improve Compliance With NFIP
Goal	Prevention
Hazards Addressed	Flooding
Local Planning Mechanism	Building, Engineering, Zoning, Jefferson County
Estimated Time Frame for Completion	Annually
Estimated Cost	
Funding Source	FEMA/State/Local/Other
Priority/Status	Medium; Yearly
Action Description	Manage the Floodplain Beyond Minimum Requirements.
Goal	Prevention Property Protection Natural Resource Protection
Hazards Addressed	Flooding
Local Planning Mechanism	Building, Engineering, Zoning, Jefferson County
Estimated Time Frame for Completion	2025
Estimated Cost	
Funding Source	FEMA/State/Local/Other
Priority/Status	Medium; Incomplete This action has not been completed. The time frame for the action has been extended in order to ensure completion.

Action Description	Participate in CRS
Goal	Prevention
Hazards Addressed	Flooding
Local Planning Mechanism	Building, Engineering, Zoning, Jefferson County
Estimated Time Frame for Completion	2020
Estimated Cost	
Funding Source	FEMA/State/Local/Other
Priority/Status	Medium; Completed
Action Description	Establish Local Funding Mechanisms for Flood Mitigation.
Goal	Prevention Property Protection Natural Resource Protection Structural Mitigation
Hazards Addressed	Flooding
Local Planning Mechanism	Building, Engineering, Zoning, Jefferson County
Estimated Time Frame for Completion	2025
Estimated Cost	
Funding Source	FEMA/State/Local/Other

Priority/Status	Medium; Incomplete This action has not been completed due to lack of funding. The time frame for the action has been extended to ensure completion.
Action Description	Remove Existing Structures from Flood Hazard Areas
Goal	Prevention Property Protection
Hazards Addressed	Flooding
Local Planning Mechanism	Building, Engineering, Zoning, Jefferson County
Estimated Time Frame for Completion	2025
Estimated Cost	
Funding Source	FEMA/State/Local/Other
Priority/Status	Medium, Ongoing
Action Description	Improve Stormwater Drainage System Capacity.
Goal	Property Protection Structural Mitigation
Hazards Addressed	Flooding
Local Planning Mechanism	Building, Engineering, Zoning, Jefferson County
Estimated Time Frame for Completion	2025
Estimated Cost	
Funding Source	FEMA/State/Local/Other

Priority/Status	Medium, Ongoing
Action Description	Conduct Regular Maintenance of Drainage Systems and Flood Control Structures
Goal	Property Protection Natural Resource Protection Structural Mitigation
Hazards Addressed	Flooding
Local Planning Mechanism	Building, Engineering, Zoning, Jefferson County
Estimated Time Frame for Completion	Annually
Estimated Cost	
Funding Source	FEMA/State/Local/Other
Priority/Status	Medium; Ongoing Due to the importance of this action, this action will need to be maintained on an annual basis. The changes have been reflected within the action.
Action Description	Elevate or Retrofit Structures and Utilities
Goal	Prevention Property Protection Structural Mitigation
Hazards Addressed	Flooding
Local Planning Mechanism	Building, Engineering, Zoning, Jefferson County, Southern Company

Estimated Time Frame for Completion	2025
Estimated Cost	
Funding Source	FEMA/State/Local/Other
Priority/Status	Medium, Ongoing
Action Description	Floodproof Residential and Non-Residential Structures
Goal	Prevention Property Protection Structural Mitigation
Hazards Addressed	Flooding
Local Planning Mechanism	Building, Engineering, Zoning, Jefferson County, Southern Company
Estimated Time Frame for Completion	2025
Estimated Cost	
Funding Source	FEMA/State/Local/Other
Priority/Status	High, Ongoing
Action Description	Protect Infrastructure
Goal	Prevention Property Protection Structural Mitigation

Hazards Addressed	Flooding
Local Planning Mechanism	Building, Engineering, Zoning, Jefferson County
Estimated Time Frame for Completion	Annually
Estimated Cost	
Funding Source	FEMA/State/Local/Other
Priority/Status	Medium; Yearly; Replaced The previous mitigation plan had Protect Critical Facilities and Infrastructure for every individual hazard. Another mitigation action replaces this current action in order to streamline the plan and to adopt the “all hazards” approach within mitigation planning.
Action Description	Protect Critical Facilities.
Goal	Prevention Property Protection Structural Mitigation
Hazards Addressed	Flooding
Local Planning Mechanism	Building, Engineering, Zoning, Jefferson County
Estimated Time Frame for Completion	Annually
Estimated Cost	
Funding Source	FEMA/State/Local/Other
Priority/Status	Medium; Yearly; Replaced The previous mitigation plan had Protect Critical Facilities and Infrastructure for every individual hazard. Another mitigation action replaces this current action in order to streamline the plan and to adopt the “all hazards” approach within mitigation planning.
Action Description	Construct Flood Control Measures.

Goal	Prevention
Hazards Addressed	Flooding
Local Planning Mechanism	Building, Engineering, Zoning, Jefferson County
Estimated Time Frame for Completion	2025
Estimated Cost	
Funding Source	FEMA/State/Local/Other
Priority/Status	Medium, Ongoing
Action Description	Protect and Restore Natural Flood Mitigation Features
Goal	Natural Resource Protection Structural Mitigation
Hazards Addressed	Flooding
Local Planning Mechanism	Building, Engineering, Zoning, Jefferson County
Estimated Time Frame for Completion	2025
Estimated Cost	
Funding Source	FEMA/State/Local/Other
Priority/Status	Medium, Ongoing
Action Description	Preserve Floodplains as Open Space.
Goal	Prevention Natural Resource Protection
Hazards Addressed	Flooding

Local Planning Mechanism	Building, Engineering, Zoning, Jefferson County
Estimated Time Frame for Completion	2025
Estimated Cost	
Funding Source	FEMA/State/Local/Other
Priority/Status	Medium, Ongoing
Action Description	Increase Awareness of Flood Risk and Safety
Goal	Public Education and Awareness
Hazards Addressed	Flooding
Local Planning Mechanism	Building, Engineering, Zoning, Jefferson County
Estimated Time Frame for Completion	Annually
Estimated Cost	No Additional Cost
Funding Source	FEMA/State/Local/Other
Priority/Status	Medium; Yearly; Replaced
	Flood Risk and Safety is advertised via social media and websites, as well as through partnerships with local media. This mitigation action has been replaced with a new action in order to streamline the plan and to adopt the “all hazards” approach within mitigation planning and awareness.
Action Description	Educate Property Owners About Flood Mitigation Techniques
Goal	Public Education and Awareness
Hazards Addressed	Flooding

Local Planning Mechanism	Building, Engineering, Zoning, Jefferson County
Estimated Time Frame for Completion	Annually
Estimated Cost	
Funding Source	FEMA/State/Local/Other
Priority/Status	Medium; Yearly; Replaced This mitigation action has been replaced with a new action in order to streamline the plan and to adopt the “all hazards” approach within mitigation planning and awareness.
Action Description	Map and Assess Vulnerability to Erosion
Goal	Prevention
Hazards Addressed	Landslides/Erosion
Local Planning Mechanism	GIS
Estimated Time Frame for Completion	2025
Estimated Cost	
Funding Source	FEMA/State/Local/Other
Priority/Status	Low, Ongoing
Action Description	Manage Development in Erosion Hazard Areas
Goal	Prevention
Hazards Addressed	Landslides/Erosion
Local Planning Mechanism	Building, Engineering, Zoning, Jefferson County
Estimated Time Frame for Completion	2025
Estimated Cost	
Funding Source	FEMA/State/Local/Other

Priority/Status	Low, Ongoing
Action Description	Promote or Require Site and Building Design Standards to Minimize Erosion Risk
Goal	Prevention Natural Resource Protection
Hazards Addressed	Landslides/Erosion
Local Planning Mechanism	Building, Engineering, Zoning, Jefferson County
Estimated Time Frame for Completion	2025
Estimated Cost	
Funding Source	FEMA/State/Local/Other
Priority/Status	Low; Incomplete Some mitigation actions included in previous Hazard Mitigation Plans have not been completed due to attrition and lack of funding. These mitigation actions have been included in this Hazard Mitigation Plan to be implemented in the future.
Action Description	Remove Existing Buildings and Infrastructure from Erosion Hazard Areas
Goal	Prevention Property Protection Structural Mitigation
Hazards Addressed	Landslides/Erosion
Local Planning Mechanism	Building, Engineering, Zoning, Jefferson County
Estimated Time Frame for Completion	2025

Estimated Cost	
Funding Source	FEMA/State/Local/Other
Priority/Status	Low, Ongoing
Action Description	Stabilize Erosion Hazard Areas
Goal	Prevention Property Protection Natural Resource Protection Structural Mitigation
Hazards Addressed	Landslides/Erosion
Local Planning Mechanism	Building, Engineering, Zoning, Jefferson County
Estimated Time Frame for Completion	2025
Estimated Cost	
Funding Source	FEMA/State/Local/Other
Priority/Status	Low, Ongoing
Action Description	Increase Awareness of Erosion Hazards
Goal	Public Education and Awareness
Hazards Addressed	Landslides/Erosion
Local Planning Mechanism	Building, Engineering, Zoning, Jefferson County

Estimated Time Frame for Completion	Annually
Estimated Cost	
Funding Source	FEMA/State/Local/Other
Priority/Status	Low; Yearly; Replaced Erosion hazard awareness is advertised annually via social media and agency websites. This mitigation action has been replaced with a new action in order to streamline the plan and to adopt the “all hazards” approach within mitigation planning and awareness.
Action Description	Map and Assess Vulnerability in Subsidence
Goal	Prevention
Hazards Addressed	Land Subsidence
Local Planning Mechanism	GIS
Estimated Time Frame for Completion	2025
Estimated Cost	
Funding Source	FEMA/State/Local/Other
Priority/Status	Low, Ongoing
Action Description	Manage Development in High-Risk Areas
Goal	Prevention
Hazards Addressed	Land Subsidence
Local Planning Mechanism	Building, Engineering, Zoning, Jefferson County
Estimated Time Frame for Completion	2025
Estimated Cost	
Funding Source	FEMA/State/Local/Other

Priority/Status	Low, Ongoing
Action Description	Consider Subsidence in Building Design
Goal	Prevention
Hazards Addressed	Land Subsidence
Local Planning Mechanism	Building, Engineering, Zoning, Jefferson County
Estimated Time Frame for Completion	2018
Estimated Cost	
Funding Source	FEMA/State/Local/Other
Priority/Status	Low; Replaced Some mitigation actions included in previous Hazard Mitigation Plans have not been completed due to attrition and lack of funding. These mitigation actions have been included in this Hazard Mitigation Plan to be implemented in the future.
Action Description	Monitor Subsidence Risk Factors
Goal	Prevention Natural Resource Protection
Hazards Addressed	Land Subsidence
Local Planning Mechanism	Building, Engineering, Zoning, Jefferson County
Estimated Time Frame for Completion	Annually
Estimated Cost	
Funding Source	FEMA/State/Local/Other

Priority/Status	Low; Yearly
Action Description	Remove Existing Structures from Subsidence Hazard Areas
Goal	Property Protection Structural Mitigation
Hazards Addressed	Land Subsidence
Local Planning Mechanism	Building, Engineering, Zoning, Jefferson County
Estimated Time Frame for Completion	2025
Estimated Cost	
Funding Source	FEMA/State/Local/Other
Priority/Status	Low, Ongoing

Action Description	Educate Residents About Subsidence
Goal	Public Education and Awareness
Hazards Addressed	Land Subsidence
Local Planning Mechanism	Building, Engineering, Zoning, Jefferson County
Estimated Time Frame for Completion	Annually
Estimated Cost	
Funding Source	FEMA/State/Local/Other
Priority/Status	Low; Yearly; Replaced Subsidence hazard awareness is advertised annually via social media, website postings, and partnerships with the media. This mitigation action has been replaced with a new action in order to streamline the plan and to adopt the “all hazards” approach within mitigation planning and awareness
Action Description	Encourage Construction of Safe Rooms
Goal	Property Protection Structural Mitigation Public Education and Awareness
Hazards Addressed	Tornadoes
Local Planning Mechanism	Jeffco EMA, Fire
Estimated Time Frame for Completion	Ongoing, most of the citizens rely on grant funds to construct safe rooms, some of the citizens have been listed on the wait list.
Estimated Cost	
Funding Source	FEMA/State/Local/Other
Priority/Status	Medium; Ongoing

Action Description	Require Wind-Resistant Building Techniques
Goal	Prevention Property Protection
Hazards Addressed	Tornadoes
Local Planning Mechanism	Building, Engineering, Zoning
Estimated Time Frame for Completion	2019
Estimated Cost	
Funding Source	Local
Priority/Status	Medium; Incomplete; Replaced This mitigation action has been replaced with a new action in order to streamline the plan and to adopt the “all hazards” approach within mitigation planning and awareness
Action Description	Conduct Tornado Awareness Activities
Goal	Public Education and Awareness
Hazards Addressed	Tornadoes
Local Planning Mechanism	Jeffco EMA, Fire
Estimated Time Frame for Completion	Ongoing, Annually
Estimated Cost	
Funding Source	Local

Priority/Status	Medium; Ongoing; Replaced Tornado hazard awareness is advertised annually via social media, website postings, and partnerships with the media. This mitigation action has been replaced with a new action in order to streamline the plan and to adopt the “all hazards” approach within mitigation planning and awareness.
Action Description	Adopt and Enforce Building Codes
Goal	Prevention Property Protection
Hazards Addressed	Winter Storms/Freezes
Local Planning Mechanism	Mayor, Council, Building, Engineering, Zoning
Estimated Time Frame for Completion	Annually
Estimated Cost	
Funding Source	Local
Priority/Status	Low; Yearly; Replaced The previous mitigation plan had adopt and enforce building codes for every individual hazard. A new mitigation action has been developed in order to streamline the plan and to adopt the “all hazards” approach within mitigation planning.
Action Description	Protect Buildings and Infrastructure
Goal	Prevention Property Protection Structural Mitigation
Hazards Addressed	Winter Storms/Freezes
Local Planning Mechanism	Fire
Estimated Time Frame for Completion	Annually

Estimated Cost	
Funding Source	FEMA/State/Local
Priority/Status	Medium; Yearly; Replaced This mitigation action has been replaced with a new action in order to streamline the plan and to adopt the “all hazards” approach within mitigation planning and awareness.
Action Description	Protect Power Lines
Goal	Prevention Structural Mitigation
Hazards Addressed	Winter Storms/Freezes
Local Planning Mechanism	Alabama Power
Estimated Time Frame for Completion	Annually and As the Need Arises
Estimated Cost	
Funding Source	
Priority/Status	Low; Yearly; Replaced This mitigation action has been replaced with a new action in order to streamline the plan and to adopt the “all hazards” approach within mitigation planning and awareness.
Action Description	Reduce Impacts to Roadways
Goal	Structural Mitigation
Hazards Addressed	Winter Storms/Freezes
Local Planning Mechanism	Streets
Estimated Time Frame for Completion	Working with Alabama Department of Transportation Annually

Estimated Cost	
Funding Source	FEMA/State/Local
Priority/Status	Medium; Yearly; Replaced This mitigation action has been replaced with a new action in order to streamline the plan and to adopt the “all hazards” approach within mitigation planning and awareness.
Action Description	Conduct Winter Weather Risk Awareness Activities
Goal	Public Education and Awareness
Hazards Addressed	Winter Storms/Freezes
Local Planning Mechanism	Fire
Estimated Time Frame for Completion	Annually
Estimated Cost	
Funding Source	FEMA/State/Local
Priority/Status	Medium; Yearly; Replaced Winter Weather risk and hazard awareness is advertised annually via social media, website postings, and partnerships with the media. This mitigation action has been replaced with a new action in order to streamline the plan and to adopt the “all hazards” approach within mitigation planning and awareness
Action Description	Assist Vulnerable Populations
Goal	Property Protection Public Education and Awareness
Hazards Addressed	Winter Storms/Freezes
Local Planning Mechanism	Fire, Police

Estimated Time Frame for Completion	2016
Estimated Cost	
Funding Source	FEMA/State/Local/Other
Priority/Status	High; Completed; Replaced Assisting vulnerable populations is done through our volunteer organizations active in disasters ad community groups. This mitigation action has been replaced with a new action in order to streamline the plan and to adopt the “all hazards” approach within mitigation planning and awareness.
Action Description	Reduce Urban Island Heat Effect
Goal	Prevention Property Protection Structural Mitigation
Hazards Addressed	Extreme Temperatures
Local Planning Mechanism	Building, Engineering, Zoning
Estimated Time Frame for Completion	2025
Estimated Cost	
Funding Source	Local
Priority/Status	Low, Ongoing
Action Description	Increase Awareness of Extreme Temperature Risk and Safety
Goal	Public Education and Awareness
Hazards Addressed	Extreme Temperatures

Local Planning Mechanism	Fire, Jeffco EMA
Estimated Time Frame for Completion	Annually
Estimated Cost	
Funding Source	Local
Priority/Status	Medium; Yearly; Replaced Extreme Temperature hazard awareness is advertised annually via social media, website postings, and partnerships with the media. This mitigation action has been replaced with a new action in order to streamline the plan and to adopt the “all hazards” approach within mitigation planning and awareness.
Action Description	Assist Vulnerable Populations
Goal	Property Protection Public Education and Awareness
Hazards Addressed	Extreme Temperatures
Local Planning Mechanism	Fire
Estimated Time Frame for Completion	2016
Estimated Cost	
Funding Source	Local
Priority/Status	High; Completed; Replaced Assisting vulnerable populations is done through our volunteer organizations active in disasters ad community groups. This mitigation action has been replaced with a new action in order to streamline the plan and to adopt the “all hazards” approach within mitigation planning and awareness.
Action Description	Educate Property Owners About Freezing Pipes
Goal	Public Education and Awareness

Hazards Addressed	Extreme Temperatures
Local Planning Mechanism	Fire
Estimated Time Frame for Completion	Annually
Estimated Cost	No Additional Cost
Funding Source	FEMA/State/Local/Other
Priority/Status	Medium; Yearly; Replaced
	Freezing pipe awareness falls under winter weather hazard awareness, and is advertised annually via social media, website postings, and partnerships with the media. This mitigation action has been replaced with a new action in order to streamline the plan and to adopt the “all hazards” approach within mitigation planning and awareness.
Action Description	Locate Safe Rooms to Minimize Damage
Goal	Property Protection
Hazards Addressed	Hail
Local Planning Mechanism	Building, Engineering, Zoning
Estimated Time Frame for Completion	Ongoing, Seasonal
Estimated Cost	
Funding Source	FEMA/State/Local/Other
Priority/Status	Low; Completed
	All county wide saferooms are available via the Jefferson County EMA website. This includes a searchable tool to find the closest safe room near your location.
Action Description	Protect Buildings from Hail Damage

Goal	Prevention Property Protection Structural Mitigation
Hazards Addressed	Hail
Local Planning Mechanism	Building, Engineering, Zoning
Estimated Time Frame for Completion	2025
Estimated Cost	
Funding Source	
Priority/Status	Low; Incomplete
Action Description	Increase Hail Risk Awareness
Goal	Public Education and Awareness
Hazards Addressed	Hail
Local Planning Mechanism	Mayor's Office
Estimated Time Frame for Completion	Annually
Estimated Cost	
Funding Source	FEMA
Priority/Status	Low; Yearly; Replaced Hail risk and hazard awareness is advertised annually via social media, website postings, and partnerships with the media. This mitigation action has been replaced with a new action in order to streamline the plan and to adopt the "all hazards" approach within mitigation planning and awareness.

Action Description	Map and Assess Vulnerability to Landslides
Goal	Prevention
Hazards Addressed	Landslide
Local Planning Mechanism	GIS
Estimated Time Frame for Completion	2025
Estimated Cost	
Funding Source	Local
Priority/Status	Low, Ongoing
Action Description	Manage Development in Landslide Hazard Areas
Goal	Prevention
Hazards Addressed	Landslide
Local Planning Mechanism	Building, Engineering, Zoning
Estimated Time Frame for Completion	2025
Estimated Cost	
Funding Source	FEMA/State/Local/Other
Priority/Status	Low, Ongoing

Action Description	Prevent Impacts to Roadways
Goal	Prevention Structural Mitigation
Hazards Addressed	Landslide
Local Planning Mechanism	Streets
Estimated Time Frame for Completion	2025
Estimated Cost	
Funding Source	FEMA/State/Local/Other
Priority/Status	Low, Ongoing
Action Description	Remove Existing Buildings and Infrastructure from Landslide Hazard Areas
Goal	Property Protection Structural Mitigation
Hazards Addressed	Landslide
Local Planning Mechanism	Building, Engineering, Zoning
Estimated Time Frame for Completion	2025
Estimated Cost	
Funding Source	FEMA/State/Local/Other
Priority/Status	Low, Ongoing

Action Description	Protect Critical Facilities and Equipment
Goal	Property Protection Structural Mitigation
Hazards Addressed	Lightning
Local Planning Mechanism	Building, Engineering, Zoning
Estimated Time Frame for Completion	Annually
Estimated Cost	
Funding Source	Local
Priority/Status	Low; Yearly; Replaced No action in past five years due to lack of funding. This mitigation action has been replaced with a new action in order to streamline the plan, and to adopt the “all hazards” approach within mitigation planning and awareness.
Action Description	Conduct Lightning Awareness Programs
Goal	Public Education and Awareness
Hazards Addressed	Lightning
Local Planning Mechanism	Fire, Jeffco EMA
Estimated Time Frame for Completion	Annually
Estimated Cost	
Funding Source	Local

Priority/Status	Low; Yearly; Replaced Lightning hazard awareness is advertised annually via social media, website postings, and partnerships with the media. This mitigation action has been replaced with a new action in order to streamline the plan and to adopt the “all hazards” approach within mitigation planning and awareness.
Action Description	Adopt and Enforce Building Codes
Goal	Prevention Property Protection
Hazards Addressed	Severe Wind
Local Planning Mechanism	Mayor, Council, Building, Engineering, Zoning
Estimated Time Frame for Completion	2020
Estimated Cost	
Funding Source	Local
Priority/Status	Low; Incomplete; Replaced The previous mitigation plan had adopt and enforce building codes for every individual hazard. A new mitigation action has been developed in order to streamline the plan and to adopt the “all hazards” approach within mitigation planning.
Action Description	Promote or Require Site and Building Design Standards to Minimize Wind Damage
Goal	Prevention Property Protection
Hazards Addressed	Severe Wind
Local Planning Mechanism	Mayor, Council, Building, Engineering, Zoning
Estimated Time Frame for Completion	2020
Estimated Cost	

Funding Source	Local
Priority/Status	Low; Incomplete No action in past five years due to lack of funding.
Action Description	Assess Vulnerability to Severe Wind
Goal	Prevention
Hazards Addressed	Severe Wind
Local Planning Mechanism	Building, Engineering, Zoning
Estimated Time Frame for Completion	2020
Estimated Cost	
Funding Source	Local
Priority/Status	Low; Completed Vulnerability to hazards is assessed on an annual basis through open sources data and partnership with Jefferson County EMA. Due to several actions assessing vulnerability, this mitigation action has been replaced with a new action in order to streamline the plan and to adopt the “all hazards” approach within mitigation planning and awareness.
Action Description	Protect Power Lines and Infrastructure
Goal	Prevention Property Protection Structural Mitigation
Hazards Addressed	Severe Wind
Local Planning Mechanism	Building, Engineering, Zoning

Estimated Time Frame for Completion	2020
Estimated Cost	
Funding Source	FEMA/State/Local/Other
Priority/Status	Medium; Replaced No action in past five years due to lack of funding. This mitigation action has been replaced with a new action in order to streamline the plan, and to adopt the “all hazards” approach within mitigation planning and awareness.
Action Description	Retrofit Residential Buildings
Goal	Prevention Property Protection Structural Mitigation
Hazards Addressed	Severe Wind
Local Planning Mechanism	Building, Engineering, Zoning
Estimated Time Frame for Completion	2020
Estimated Cost	
Funding Source	Local
Priority/Status	Low; Completed No action in past five years due to lack of funding.
Action Description	Retrofit Public Buildings and Critical Facilities
Goal	Prevention Property Protection Structural Mitigation

Hazards Addressed	Severe Wind
Local Planning Mechanism	Building, Engineering, Zoning
Estimated Time Frame for Completion	2025
Estimated Cost	
Funding Source	Local
Priority/Status	Low, Ongoing
Action Description	Increase Severe Wind Risk Awareness
Goal	Public Education and Awareness
Hazards Addressed	Severe Wind
Local Planning Mechanism	Fire, Jeffco EMA
Estimated Time Frame for Completion	2017
Estimated Cost	
Funding Source	Local
Priority/Status	Low; Completed; Replaced Severe Wind risk and hazard awareness is advertised annually via social media, website postings, and partnerships with the media. This mitigation action has been replaced with a new action in order to streamline the plan and to adopt the “all hazards” approach within mitigation planning and awareness
Action Description	Assess Community Risk
Goal	Prevention

Hazards Addressed	Multiple Hazards
Local Planning Mechanism	Police, Fire, Building, Engineering, Zoning, Jeffco EMA
Estimated Time Frame for Completion	2018
Estimated Cost	
Funding Source	FEMA/State/Local/Other
Priority/Status	Low; Completed
Action Description	Map Community Risk
Goal	Prevention
Hazards Addressed	Multiple Hazards
Local Planning Mechanism	GIS
Estimated Time Frame for Completion	2025
Estimated Cost	
Funding Source	FEMA/State/Local/Other
Priority/Status	Low, Ongoing
Action Description	Prevent Development in Hazard Areas
Goal	Prevention

Hazards Addressed	Multiple Hazards
Local Planning Mechanism	Building, Engineering, Zoning
Estimated Time Frame for Completion	2025
Estimated Cost	
Funding Source	Local
Priority/Status	Low, Ongoing
Action Description	Adopt Development Regulations in Hazard Areas
Goal	Prevention
Hazards Addressed	Multiple Hazards
Local Planning Mechanism	Building, Engineering, Zoning
Estimated Time Frame for Completion	2025
Estimated Cost	
Funding Source	Local
Priority/Status	Low, Ongoing
Action Description	Limit Density in Hazard Areas
Goal	Prevention
Hazards Addressed	Multiple Hazards
Local Planning Mechanism	Building, Engineering, Zoning

Estimated Time Frame for Completion	2025
Estimated Cost	
Funding Source	Local
Priority/Status	Low, ongoing
Action Description	Integrate Mitigation into Local Planning
Goal	Prevention
Hazards Addressed	Multiple Hazards
Local Planning Mechanism	Building, Engineering, Zoning
Estimated Time Frame for Completion	2016
Estimated Cost	
Funding Source	Local
Priority/Status	Low; Completed
Action Description	Strengthen Land Use Regulations
Goal	Prevention
Hazards Addressed	Multiple Hazards
Local Planning Mechanism	Building, Engineering, Zoning

Estimated Time Frame for Completion	2025
Estimated Cost	
Funding Source	Local
Priority/Status	Low; Incomplete No action in past five years due to lack of funding. The time frame for this action has been extended in order to see completion.
Action Description	Adopt and Enforce Building Codes
Goal	Prevention Property Protection
Hazards Addressed	Multiple Hazards
Local Planning Mechanism	Mayor, Council, Building, Engineering, Zoning
Estimated Time Frame for Completion	2020
Estimated Cost	
Funding Source	Local
Priority/Status	Low; Replaced The previous mitigation plan had adopt and enforce building codes for every individual hazard. A new mitigation action has been developed in order to streamline the plan and to adopt the “all hazards” approach within mitigation planning.
Action Description	Create Local Funding Mechanisms for Hazard Mitigation
Goal	Prevention
Hazards Addressed	Multiple Hazards
Local Planning Mechanism	Mayor, Council

Estimated Time Frame for Completion	2020
Estimated Cost	
Funding Source	FEMA/State/Local/Other
Priority/Status	Low; Incomplete This action has not been completed due to lack of funding.
Action Description	Incentivize Hazard Mitigation
Goal	Prevention
Hazards Addressed	Multiple Hazards
Local Planning Mechanism	Building, Engineering, Zoning
Estimated Time Frame for Completion	2020
Estimated Cost	
Funding Source	FEMA/State/Local/Other
Priority/Status	Low; Incomplete This action has not been completed due to lack of funding.
Action Description	Monitor Mitigation Plan Implementation
Goal	Prevention
Hazards Addressed	Multiple Hazards
Local Planning Mechanism	Building, Engineering, Zoning

Estimated Time Frame for Completion	Annually
Estimated Cost	
Funding Source	Local
Priority/Status	Low; Yearly
Action Description	Protect Structures
Goal	Prevention Property Protection Structural Mitigation
Hazards Addressed	Multiple Hazards
Local Planning Mechanism	Fire, Police, Building, Engineering, Zoning
Estimated Time Frame for Completion	2025
Estimated Cost	
Funding Source	FEMA/State/Local/Other
Priority/Status	Low, ongoing
Action Description	Protect Infrastructure and Critical Facilities
Goal	Property Protection Structural Mitigation
Hazards Addressed	Multiple Hazards

Local Planning Mechanism	Fire, Police
Estimated Time Frame for Completion	2025
Estimated Cost	
Funding Source	FEMA/State/Local/Other
Priority/Status	Low; Replaced No action in past five years due to lack of funding. This mitigation action has been replaced with a new action in order to streamline the plan, and to adopt the “all hazards” approach within mitigation planning and awareness
Action Description	Increase Hazard Education and Risk Awareness
Goal	Public Education and Awareness
Hazards Addressed	Multiple Hazards
Local Planning Mechanism	Fire, Police, Jeffco EMA
Estimated Time Frame for Completion	2017
Estimated Cost	
Funding Source	FEMA/State/Local/Other
Priority/Status	Low; Completed
Action Description	Improve Household Disaster Preparedness
Goal	Public Education and Awareness

Hazards Addressed	Multiple Hazards
Local Planning Mechanism	Fire, Police, Jeffco EMA
Estimated Time Frame for Completion	2017
Estimated Cost	
Funding Source	FEMA/State/Local/Other
Priority/Status	Low; Completed
Action Description	Promote Private Mitigation Efforts
Goal	Public Education and Awareness
Hazards Addressed	Multiple Hazards
Local Planning Mechanism	Jeffco EMA
Estimated Time Frame for Completion	2017
Estimated Cost	
Funding Source	FEMA/State/Local/Other
Priority/Status	Low; Completed
Action Description	Add Outdoor Warning Sirens Inside Municipal Boundary

Goal	Emergency Services Public Education and Awareness
Hazards Addressed	Multiple Hazards
Local Planning Mechanism	Jefferson County Emergency Management Agency, Mayors Office
Estimated Time Frame for Completion	Long Term
Estimated Cost	Unknown
Funding Source	Local/ State/ Federal
Priority/Status	New Action; High
Action Description	Build and/or Purchase Saferooms And Place Inside Municipal Boundary
Goal	Prevention Emergency Services Public Education and Awareness
Hazards Addressed	Multiple Hazards
Local Planning Mechanism	Mayor's Office, Jefferson County EMA
Estimated Time Frame for Completion	Long Term
Estimated Cost	Unknown
Funding Source	Local/State/Federal
Priority/Status	New Action; High

Action Description	Protect and/or Retrofit Critical Facilities and Infrastructure.
Goal	Prevention Property Protection Structural Mitigation
Hazards Addressed	All Hazards
Local Planning Mechanism	Mayor's Office, Jefferson County EMA
Estimated Time Frame for Completion	Long Term
Estimated Cost	
Funding Source	FEMA/State/Local
Priority/Status	New; High; Yearly The previous mitigation plan had Protect Critical Facilities and Infrastructure for every individual hazard. This mitigation action replaces those actions in order to streamline the plan and to adopt the "all hazards" approach within mitigation planning.
Action Description	Protect and/or Retrofit Utility Infrastructure
Goal	Prevention Property Protection Structural Mitigation
Hazards Addressed	All Hazards
Local Planning Mechanism	Mayor's Office, Jefferson County EMA
Estimated Time Frame for Completion	Long Term
Estimated Cost	
Funding Source	FEMA/State/Local

Priority/Status	New; High; The previous mitigation plan had Protect and/or Retrofit Utility Infrastructure for every individual hazard. This mitigation action replaces those actions in order to streamline the plan and to adopt the “all hazards” approach within mitigation planning.
Action Description	Assess Vulnerability and Hazard Risk
Goal	Emergency Services Public Education and Awareness Prevention Property Protection Structural Mitigation
Hazards Addressed	Multiple Hazards
Local Planning Mechanism	Jefferson County Emergency Management Agency, Mayors Office
Estimated Time Frame for Completion	Long Term
Estimated Cost	Unknown
Funding Source	Local, State, Federal
Priority/Status	New Action; High
Action Description	Increase Hazard Awareness and Increase Preparedness Within the Home through campaigns, fairs, seminars, direct mailings, materials, public service announcements, and other means of communications
Goal	Emergency Services Public Education and Awareness Prevention
Hazards Addressed	Multiple Hazards
Local Planning Mechanism	Jefferson County Emergency Management Agency, Mayors Office, Fire Department
Estimated Time Frame for Completion	Long Term
Estimated Cost	Unknown

Funding Source	Local, State, Federal
Priority/Status	New; High; Ongoing
Action Description	Adopt and enforce building codes
Goal	Property Protection Structural Mitigation Prevention
Hazards Addressed	Multiple Hazards
Local Planning Mechanism	Jefferson County Emergency Management Agency, Mayors Office, Fire Department, Building Inspection, Engineering Department
Estimated Time Frame for Completion	Long Term
Estimated Cost	Unknown
Funding Source	Local, State, Federal
Priority/Status	New; Medium; Ongoing

Action Description	Assist Vulnerable Populations
Goal	Public Education and Awareness Prevention
Hazards Addressed	Multiple Hazards
Local Planning Mechanism	Jefferson County Emergency Management Agency, Mayors Office, Jefferson County VOAD
Estimated Time Frame for Completion	Long Term
Estimated Cost	Unknown
Funding Source	Local, State and Federal
Priority/Status	New; High; Ongoing

Action Description	Remove Existing buildings and infrastructure from hazard areas
Goal	Property Protection Structural Mitigation Prevention
Hazards Addressed	Multiple Hazards
Local Planning Mechanism	Jefferson County Emergency Management Agency, Mayors Office
Estimated Time Frame for Completion	Long Term
Estimated Cost	Unknown
Funding Source	Local, State, Federal
Priority/Status	New; Medium
Action Description	Reduce impacts to roadways and bridges

Goal	Emergency Services Structural Mitigation Prevention
Hazards Addressed	Multiple Hazards
Local Planning Mechanism	Jefferson County Emergency Management Agency, Mayors Office, Public Works, ALDOT
Estimated Time Frame for Completion	Long Term
Estimated Cost	Unknown
Funding Source	Local, State and Federal
Priority/Status	New; Medium
Action Description	Construct Hazard Resilient Facilities and Infrastructure in order to provide continuity of operations and government.
Goal	Emergency Services Property Protection Structural Mitigation Prevention
Hazards Addressed	Multiple Hazards
Local Planning Mechanism	Jefferson County Emergency Management Agency
Estimated Time Frame for Completion	Long Term
Estimated Cost	Unknown
Funding Source	Local, State and Federal
Priority/Status	New; Low

City of Hoover Mitigation Action Plan	
Action Description	Hazard Awareness Weeks
Goal	Public Education and Awareness
Hazards Addressed	All Hazards
Local Planning Mechanism	Fire Department
Estimated Time Frame for Completion	Annually
Estimated Cost	
Funding	FEMA/State/Private
Priority/Status	Medium; Yearly; Completed Hazard awareness weeks are advertised via social media and websites in partnership with the Jefferson County EMA. This mitigation action has been replaced with a new action in order to streamline the plan and to adopt the “all hazards” approach within mitigation planning and awareness.
Action Description	Preparedness Handbooks, Brochures. Distribution of Severe Weather Guides, Homeowner’s Retrofit Guide, Etc.
Goal	Public Education and Awareness
Hazards Addressed	All Hazards
Local Planning Mechanism	Mayor’s Office
Estimated Time Frame for Completion	Seasonal
Estimated Cost	
Funding	FEMA/State/Private
Priority/Status	Medium; Yearly; Replaced Brochures and information are provided to the public in various ways via the agency website, social media, and public engagement events. This mitigation action has been replaced with a new action in order to streamline the plan and to adopt the “all hazards” approach within mitigation planning and awareness.

Action Description	Regular Newspaper Articles.
Goal	Public Education and Awareness
Hazards Addressed	All Hazards
Local Planning Mechanism	Fire Department, Police Department
Estimated Time Frame for Completion	Quarterly
Estimated Cost	No Additional Cost
Funding Source	Local
Priority/Status	Medium; Quarterly No action in past five years due to lack of funding.
Action Description	Emergency Preparedness Education Programs for Schools.
Goal	Public Education and Awareness
Hazards Addressed	All Hazards
Local Planning Mechanism	Fire Department, Local School Board, Jefferson County EMA
Estimated Time Frame for Completion	Annually
Estimated Cost	
Funding Source	FEMA/Local
Priority/Status	Medium; Yearly Various public safety organizations have provided presentations and safety fairs to school children within the jurisdiction.

Action Description	Drills, Exercises in Homes, Workplaces, Classrooms, Etc.
Goal	Public Education and Awareness
Hazards Addressed	All Hazards
Local Planning Mechanism	Fire Department, Local School Board
Estimated Time Frame for Completion	Semi-Annually
Estimated Cost	No Additional Cost
Funding Source	Local, Private
Priority/Status	Medium; Semi-Annually These activities are encouraged through awareness weeks, via social media and agency websites. These activities are also required to occur within the jurisdictional school system.
Action Description	Everbridge Emergency Alert Notifications
Goal	Emergency Services Public Education and Awareness
Hazards Addressed	All Hazards
Local Planning Mechanism	Jefferson County Emergency Management Agency, Fire Department
Estimated Time Frame for Completion	Quarterly Drill with Mayors, Police Chiefs, And County Commissioners
Estimated Cost	No Additional Cost
Funding Source	Local
Priority/Status	High; Semi-Annually
Action Description	Public Service Announcements.
Goal	Public Education and Awareness
Hazards Addressed	All Hazards
Local Planning Mechanism	Fire Department
Estimated Time Frame for Completion	Semi-Annually
Estimated Cost	

Funding Source	FEMA/State
Priority/Status	Medium; Semi-Annually; Replaced Public service announcements are regularly amplified via agency social media. Announcements on television/radio have not occurred due to lack of funding. This mitigation action has been replaced with a new action in order to streamline the plan and to adopt the “all hazards” approach within mitigation planning and awareness.
Action Description	Hazard “Safety Fairs”.
Goal	Public Education and Awareness
Hazards Addressed	All Hazards
Local Planning Mechanism	Fire Department, Jefferson County EMA
Estimated Time Frame for Completion	Booths Set Up at Different Public Events Annually
Estimated Cost	Unknown
Funding Source	Local
Priority/Status	Medium; Yearly; Replaced These events occur annually, via visits to schools, community events, community groups and our large annual event also known as “Be Ready Day.” This mitigation action has been replaced with a new action in order to streamline the plan and to adopt the “all hazards” approach within mitigation planning and awareness.
Action Description	Hazard Conferences, Seminars.
Goal	Public Education and Awareness
Hazards Addressed	All Hazards
Local Planning Mechanism	Fire Department
Estimated Time Frame for Completion	Ongoing, Send Out Training Information Using Local News and Community Flyers.
Estimated Cost	
Funding Source	FEMA/State

Priority/Status	Medium; Ongoing; Replaced No action in past five years due to lack of funding. This mitigation action has been replaced with a new action in order to streamline the plan and to adopt the “all hazards” approach within mitigation planning and awareness.
Action Description	Direct Mailings
Goal	Public Education and Awareness
Hazards Addressed	All Hazards
Local Planning Mechanism	Mayor’s Office
Estimated Time Frame for Completion	Annually, Mail Surveys Out to Update Hazard Mitigation Information
Estimated Cost	
Funding Source	FEMA/State
Priority/Status	Low; Yearly No action in past five years due to lack of funding. This mitigation action has been replaced with a new action in order to streamline the plan and to adopt the “all hazards” approach within mitigation planning and awareness.
Action Description	Annual Correspondence with Residents Reminding Them of The Need to Be Hazard Prepared.
Goal	Public Education and Awareness
Hazards Addressed	All Hazards
Local Planning Mechanism	Mayor’s Office
Estimated Time Frame for Completion	Annually
Estimated Cost	
Funding Source	Local/Private

Priority/Status	Medium; Yearly; Replaced Correspondence has been amplified via the use of social media platforms, and news media partnerships. This mitigation action has been replaced with a new action in order to streamline the plan and to adopt the “all hazards” approach within mitigation planning and awareness.
Action Description	Monitor Water Supply
Goal	Prevention Natural Resource Protection
Hazards Addressed	Drought
Local Planning Mechanism	Fire Department
Estimated Time Frame for Completion	Continuously
Estimated Cost	No Additional Cost
Funding Source	Local
Priority/Status	Medium; Ongoing The Water supply is monitored via our partnerships with local utilities.
Action Description	Plan for Drought
Goal	Prevention Natural Resource Protection
Hazards Addressed	Drought
Local Planning Mechanism	Mayor’s Office
Estimated Time Frame for Completion	2020
Estimated Cost	
Funding Source	FEMA/State
Priority/Status	Medium; Completed Drought planning is done annually in partnership with the EMA.

Action Description	Retrofit Water Supply Systems.
Goal	Property Protection Natural Resource Protection Structural Mitigation
Hazards Addressed	Drought
Local Planning Mechanism	Fire Department
Estimated Time Frame for Completion	Long Term
Estimated Cost	
Funding Source	FEMA/State
Priority/Status	Low; Incomplete Some mitigation actions included in previous Hazard Mitigation Plans have not been completed due to attrition and lack of funding. These mitigation actions have been included in this Hazard Mitigation Plan to be implemented in the future.
Action Description	Enhance Landscaping and Design Measures.
Goal	Natural Resource Protection
Hazards Addressed	Drought
Local Planning Mechanism	Landscape Architect
Estimated Time Frame for Completion	2025
Estimated Cost	No Additional Costs.
Funding Source	Local
Priority/Status	Low No action in past five years due to lack of funding.
Action Description	Educate Residents on Water Saving Techniques.
Goal	Natural Resource Protection Public Education and Awareness
Hazards Addressed	Drought

Local Planning Mechanism	Mayor's Office
Estimated Time Frame for Completion	Semi-Annually
Estimated Cost	No Additional Costs.
Funding Source	Local/Private
Priority/Status	Low; Semi-Annually Water saving techniques are broadcasted and amplified when extended periods of low to no precipitation occurs. This information is published via social media, website, meetings and local partnerships with news media. This mitigation action has been replaced with a new action in order to streamline the plan and to adopt the "all hazards" approach within mitigation planning and awareness.
Action Description	Adopt and Enforce Building Codes.
Goal	Prevention Property Protection
Hazards Addressed	All Hazards
Local Planning Mechanism	Building Inspection
Estimated Time Frame for Completion	Long Term
Estimated Cost	
Funding Source	Local
Priority/Status	New: High; The previous mitigation plan had adopt and enforce building codes for every individual hazard. This mitigation replaces that action in order to streamline the plan and to adopt the "all hazards" approach within mitigation planning.
Action Description	Incorporate Earthquake Mitigation into Local Planning.
Goal	Prevention
Hazards Addressed	Earthquakes
Local Planning Mechanism	Mayor's Office, Engineering Department

Estimated Time Frame for Completion	Annually
Estimated Cost	
Funding Source	Local
Priority/Status	Medium; Yearly
Action Description	Map and Assess Community Vulnerability to Seismic Hazards.
Goal	Prevention
Hazards Addressed	Earthquakes
Local Planning Mechanism	Mayor's Office, Engineering Department
Estimated Time Frame for Completion	2025
Estimated Cost	
Funding Source	FEMA
Priority/Status	Low; Ongoing; Replaced
	Vulnerability to hazards is assessed on an annual basis through open sources data and partnership with Jefferson County EMA. Due to several actions assessing vulnerability, this mitigation action has been replaced with a new action in order to streamline the plan and to adopt the "all hazards" approach within mitigation planning and awareness.
Action Description	Conduct Inspections of Building Safety.
Goal	Prevention Property Protection
Hazards Addressed	Earthquakes
Local Planning Mechanism	Building Inspections
Estimated Time Frame for Completion	Long Terms
Estimated Cost	
Funding Source	Local
Priority/Status	High;
	This action has not been completed due to lack of funding.

Action Description	Protect Critical Facilities and Infrastructure.
Goal	Property Protection Structural Mitigation
Hazards Addressed	Earthquakes
Local Planning Mechanism	Mayor's Office
Estimated Time Frame for Completion	Annually
Estimated Cost	
Funding Source	FEMA/State/Local
Priority/Status	High; Yearly; Ongoing The previous mitigation plan had Protect Critical Facilities and Infrastructure for every individual hazard. Another mitigation action replaces this current action in order to streamline the plan and to adopt the "all hazards" approach within mitigation planning.
Action Description	Implement Structural Mitigation Techniques.
Goal	Structural Mitigation
Hazards Addressed	Earthquakes
Local Planning Mechanism	Building Inspection
Estimated Time Frame for Completion	Long Terms
Estimated Cost	
Funding Source	FEMA/Local
Priority/Status	Low: Incomplete This action has not been completed due to lack of funding.
Action Description	Increase Earthquake Risk Awareness.
Goal	Public Education and Awareness
Hazards Addressed	Earthquakes
Local Planning Mechanism	Mayor's Office

Estimated Time Frame for Completion	Provide FEMA's Information to Educate Local Citizens on A Semi-Annual Basis.
Estimated Cost	
Funding Source	FEMA/Local/Private
Priority/Status	Low; Yearly; Replaced Earthquake awareness has been advertised via social media and website postings. This mitigation action has been replaced with a new action in order to streamline the plan and to adopt the "all hazards" approach within mitigation planning and awareness.
Action Description	Conduct Outreach to Builders, Architects, Engineers, And Inspectors.
Goal	Prevention Public Education and Awareness
Hazards Addressed	Earthquakes
Local Planning Mechanism	Building Inspection, Engineering Department
Estimated Time Frame for Completion	Long Term
Estimated Cost	No Additional Cost.
Funding Source	Local
Priority/Status	Medium; ongoing This action has not been completed due to lack of funding.
Action Description	Provide Information on Structural and Non-Structural Retrofitting.
Goal	Property Protection Structural Mitigation Public Education and Awareness
Hazards Addressed	Earthquakes
Local Planning Mechanism	Building Inspection
Estimated Time Frame for Completion	2020
Estimated Cost	
Funding Source	FEMA

Priority/Status	Low; Ongoing This mitigation action has been replaced with a new action in order to streamline the plan and to adopt the “all hazards” approach within mitigation planning and awareness.
Action Description	Incorporate Flood Mitigation in Local Planning
Goal	Prevention
Hazards Addressed	Flooding
Local Planning Mechanism	Mayor’s Office, Fire Department, Engineering Department
Estimated Time Frame for Completion	Annually
Estimated Cost	
Funding Source	FEMA
Priority/Status	Medium; Yearly; Ongoing
Action Description	Form Partnerships to Support Floodplain Management.
Goal	Prevention Property Protection Natural Resource Protection
Hazards Addressed	Flooding
Local Planning Mechanism	Mayor’s Office
Estimated Time Frame for Completion	Annually
Estimated Cost	
Funding Source	FEMA
Priority/Status	Medium; Yearly
Action Description	Limit or Restrict Development in Floodplain Areas.
Goal	Prevention Property Protection Natural Resource Protection
Hazards Addressed	Flooding

Local Planning Mechanism	Mayor's Office
Estimated Time Frame for Completion	2025
Estimated Cost	No Additional Cost.
Funding Source	Local
Priority/Status	High The previous version of the hazard mitigation plan had an emphasis to manage development in each hazard area. A new mitigation action has been developed in order to streamline the plan and to adopt the "all hazards" approach within mitigation planning.
Action Description	Adopt and Enforce Building Codes and Development Standards.
Goal	Prevention Property Protection Structural Mitigation
Hazards Addressed	Flooding
Local Planning Mechanism	Building Inspections
Estimated Time Frame for Completion	Long Term
Estimated Cost	No Additional Cost.
Funding Source	Local
Priority/Status	High; incomplete The previous mitigation plan had adopt and enforce building codes for every individual hazard. A new mitigation action has been developed in order to streamline the plan and to adopt the "all hazards" approach within mitigation planning.
Action Description	Improve Stormwater Management Planning.
Goal	Prevention Property Protection Natural Resource Protection
Hazards Addressed	Flooding
Local Planning Mechanism	Mayor's Office, Engineering Department

Estimated Time Frame for Completion	Annually
Estimated Cost	No Additional Cost.
Funding Source	Local
Priority/Status	High; Yearly
Action Description	Adopt Policies to Reduce Stormwater Runoff.
Goal	Prevention Property Protection Natural Resource Protection Structural Mitigation
Hazards Addressed	Flooding
Local Planning Mechanism	Building Inspections, Mayor's Office, Engineering Department
Estimated Time Frame for Completion	Long Term
Estimated Cost	Unknown
Funding Source	Local
Priority/Status	High; incomplete This action has not been completed due to lack of funding.
Action Description	Improve Flood Risk Assessment.
Goal	Prevention
Hazards Addressed	Flooding
Local Planning Mechanism	Mayor's Office, Engineering Department
Estimated Time Frame for Completion	Long term
Estimated Cost	
Funding Source	FEMA
Priority/Status	Low; ongoing This action has not been completed due to lack of funding.
Action Description	Join or Improve Compliance With NFIP

Goal	Prevention
Hazards Addressed	Flooding
Local Planning Mechanism	Mayor's Office
Estimated Time Frame for Completion	Annually
Estimated Cost	
Funding Source	Local
Priority/Status	Low; Yearly; Maintain The City of Hoover is already apart of the NFIP.
Action Description	Manage the Floodplain Beyond Minimum Requirements.
Goal	Prevention Property Protection Natural Resource Protection
Hazards Addressed	Flooding
Local Planning Mechanism	Mayor's Office, Engineering Department
Estimated Time Frame for Completion	Long Term
Estimated Cost	
Funding Source	FEMA
Priority/Status	Low; incomplete This action has not been completed due to lack of funding.
Action Description	Participate in CRS
Goal	Prevention
Hazards Addressed	Flooding
Local Planning Mechanism	Mayor's Office
Estimated Time Frame for Completion	2020

Estimated Cost	
Funding Source	Local
Priority/Status	Low; Completed; Maintain
Action Description	Establish Local Funding Mechanisms for Flood Mitigation.
Goal	Prevention Property Protection Natural Resource Protection Structural Mitigation
Hazards Addressed	Flooding
Local Planning Mechanism	Mayor's Office
Estimated Time Frame for Completion	Long Term
Estimated Cost	
Funding Source	Local
Priority/Status	Low; Incomplete This action has not been completed due to lack of funding.
Action Description	Remove Existing Structures from Flood Hazard Areas.
Goal	Prevention Property Protection
Hazards Addressed	Flooding
Local Planning Mechanism	Building Inspections
Estimated Time Frame for Completion	2025
Estimated Cost	
Funding Source	FEMA/Private
Priority/Status	Low This action has not been completed due to lack of funding. This mitigation action has been replaced with a new action in order to streamline the plan and to adopt the "all hazards" approach within mitigation planning and awareness.

Action Description	Improve Stormwater Drainage System Capacity.
Goal	Property Protection Structural Mitigation
Hazards Addressed	Flooding
Local Planning Mechanism	Public Works, Engineering Department
Estimated Time Frame for Completion	2025
Estimated Cost	
Funding Source	State/Local
Priority/Status	Medium This action has not been completed due to lack of funding.
Action Description	Conduct Regular Maintenance of Drainage Systems and Flood Control Structures
Goal	Property Protection Natural Resource Protection Structural Mitigation
Hazards Addressed	Flooding
Local Planning Mechanism	Public Works
Estimated Time Frame for Completion	Long Term
Estimated Cost	
Funding Source	Local
Priority/Status	Medium; Continue to Maintain
Action Description	Elevate or Retrofit Structures and Utilities.
Goal	Prevention Property Protection Structural Mitigation
Hazards Addressed	Flooding
Local Planning Mechanism	Mayor's Office

Estimated Time Frame for Completion	2025
Estimated Cost	
Funding Source	FEMA
Priority/Status	Low This mitigation action has been replaced with a new action in order to streamline the plan, and to adopt the “all hazards” approach within mitigation planning and awareness.
Action Description	Floodproof Residential and Non-Residential Structures
Goal	Prevention Property Protection Structural Mitigation
Hazards Addressed	Flooding
Local Planning Mechanism	Building Inspections
Estimated Time Frame for Completion	2025
Estimated Cost	
Funding Source	FEMA
Priority/Status	Low This action has not been completed due to lack of funding.
Action Description	Protect Infrastructure
Goal	Prevention Property Protection Structural Mitigation
Hazards Addressed	Flooding
Local Planning Mechanism	Mayor’s Office
Estimated Time Frame for Completion	Annually
Estimated Cost	
Funding Source	FEMA

Priority/Status	Medium; Yearly; Replaced The previous mitigation plan had Protect Critical Facilities and Infrastructure for every individual hazard. Another mitigation action replaces this current action in order to streamline the plan and to adopt the “all hazards” approach within mitigation planning.
Action Description	Protect Critical Facilities.
Goal	Prevention Property Protection Structural Mitigation
Hazards Addressed	Flooding
Local Planning Mechanism	Mayor’s Office
Estimated Time Frame for Completion	Annually
Estimated Cost	
Funding Source	FEMA
Priority/Status	Medium; Yearly; Replaced No action in past five years due to lack of funding. This mitigation action has been replaced with a new action in order to streamline the plan, and to adopt the “all hazards” approach within mitigation planning and awareness.
Action Description	Construct Flood Control Measures.
Goal	Prevention
Hazards Addressed	Flooding
Local Planning Mechanism	Mayor’s Office
Estimated Time Frame for Completion	2025
Estimated Cost	
Funding Source	FEMA
Priority/Status	Medium No action in past five years due to lack of funding.

Action Description	Protect and Restore Natural Flood Mitigation Features
Goal	Natural Resource Protection Structural Mitigation
Hazards Addressed	Flooding
Local Planning Mechanism	Mayor's Office
Estimated Time Frame for Completion	2025
Estimated Cost	
Funding Source	FEMA
Priority/Status	Medium No action in past five years due to lack of funding.
Action Description	Preserve Floodplains as Open Space.
Goal	Prevention Natural Resource Protection
Hazards Addressed	Flooding
Local Planning Mechanism	Mayor's Office
Estimated Time Frame for Completion	2025
Estimated Cost	
Funding Source	Local
Priority/Status	Medium No action in past five years due to lack of funding.
Action Description	Increase Awareness of Flood Risk and Safety
Goal	Public Education and Awareness
Hazards Addressed	Flooding
Local Planning Mechanism	Mayor's Office

Estimated Time Frame for Completion	Annually
Estimated Cost	No Additional Cost
Funding Source	Local
Priority/Status	Low; Yearly; Replaced Flood Risk and Safety is advertised via social media and websites, as well as through partnerships with local media. This mitigation action has been replaced with a new action in order to streamline the plan and to adopt the “all hazards” approach within mitigation planning and awareness.
Action Description	Educate Property Owners About Flood Mitigation Techniques
Goal	Public Education and Awareness
Hazards Addressed	Flooding
Local Planning Mechanism	Mayor’s Office
Estimated Time Frame for Completion	Annually
Estimated Cost	
Funding Source	FEMA
Priority/Status	Low; Yearly; Replaced This mitigation action has been replaced with a new action in order to streamline the plan and to adopt the “all hazards” approach within mitigation planning and awareness.
Action Description	Map and Assess Vulnerability to Erosion
Goal	Prevention
Hazards Addressed	Landslides/Erosion
Local Planning Mechanism	Building Inspection, Engineering Department
Estimated Time Frame for Completion	2025
Estimated Cost	
Funding Source	FEMA/Local

Priority/Status	Medium Vulnerability to hazards is assessed on an annual basis through open sources data and partnership with Jefferson County EMA. Due to several actions assessing vulnerability, this mitigation action has been replaced with a new action in order to streamline the plan and to adopt the “all hazards” approach within mitigation planning and awareness.
Action Description	Manage Development in Erosion Hazard Areas
Goal	Prevention
Hazards Addressed	Landslides/Erosion
Local Planning Mechanism	Building Inspection, Engineering Department
Estimated Time Frame for Completion	2025
Estimated Cost	
Funding Source	Local
Priority/Status	Medium; Replaced The previous version of the hazard mitigation plan had an emphasis to manage development in each hazard area. A new mitigation action has been developed in order to streamline the plan and to adopt the “all hazards” approach within mitigation planning.
Action Description	Promote or Require Site and Building Design Standards to Minimize Erosion Risk
Goal	Prevention Natural Resource Protection
Hazards Addressed	Landslides/Erosion
Local Planning Mechanism	Building Inspection, Engineering Department
Estimated Time Frame for Completion	Long Term
Estimated Cost	
Funding Source	Local

Priority/Status	Medium; Incomplete Some mitigation actions included in previous Hazard Mitigation Plans have not been completed due to attrition and lack of funding. These mitigation actions have been included in this Hazard Mitigation Plan to be implemented in the future.
Action Description	Remove Existing Buildings and Infrastructure from Erosion Hazard Areas
Goal	Prevention Property Protection Structural Mitigation
Hazards Addressed	Landslides/Erosion
Local Planning Mechanism	Building Inspection, Mayor's Office
Estimated Time Frame for Completion	2025
Estimated Cost	
Funding Source	FEMA/Local
Priority/Status	Low This action has not been completed due to lack of funding. This mitigation action has been replaced with a new action in order to streamline the plan and to adopt the "all hazards" approach within mitigation planning and awareness.
Action Description	Stabilize Erosion Hazard Areas
Goal	Prevention Property Protection Natural Resource Protection Structural Mitigation
Hazards Addressed	Landslides/Erosion
Local Planning Mechanism	Building Inspection
Estimated Time Frame for Completion	2025
Estimated Cost	
Funding Source	Private

Priority/Status	Low No action in past five years due to lack of funding.
Action Description	Increase Awareness of Erosion Hazards
Goal	Public Education and Awareness
Hazards Addressed	Landslides/Erosion
Local Planning Mechanism	Building Inspection
Estimated Time Frame for Completion	Annually
Estimated Cost	
Funding Source	FEMA/Local/Private
Priority/Status	Low; Yearly Erosion hazard awareness is advertised annually via social media and agency websites. This mitigation action has been replaced with a new action in order to streamline the plan and to adopt the “all hazards” approach within mitigation planning and awareness.
Action Description	Map and Assess Vulnerability in Subsidence
Goal	Prevention
Hazards Addressed	Land Subsidence
Local Planning Mechanism	Building Inspection
Estimated Time Frame for Completion	2025
Estimated Cost	
Funding Source	Local
Priority/Status	Low Vulnerability to hazards is assessed on an annual basis through open sources data and partnership with Jefferson County EMA. Due to several actions assessing vulnerability, this mitigation action has been replaced with a new action in order to streamline the plan and to adopt the “all hazards” approach within mitigation planning and awareness.

Action Description	Manage Development in High-Risk Areas
Goal	Prevention
Hazards Addressed	Land Subsidence
Local Planning Mechanism	Building Inspection, Mayor's Office
Estimated Time Frame for Completion	2025
Estimated Cost	
Funding Source	Local/Private
Priority/Status	Medium No action in past five years due to lack of funding.
Action Description	Consider Subsidence in Building Design
Goal	Prevention
Hazards Addressed	Land Subsidence
Local Planning Mechanism	Building Inspection
Estimated Time Frame for Completion	2018
Estimated Cost	
Funding Source	Private
Priority/Status	Medium; Incomplete Some mitigation actions included in previous Hazard Mitigation Plans have not been completed due to attrition and lack of funding. These mitigation actions have been included in this Hazard Mitigation Plan to be implemented in the future.
Action Description	Monitor Subsidence Risk Factors
Goal	Prevention Natural Resource Protection
Hazards Addressed	Land Subsidence
Local Planning Mechanism	Building Inspection

Estimated Time Frame for Completion	Annually
Estimated Cost	
Funding Source	Local
Priority/Status	Low; Yearly
Action Description	Remove Existing Structures from Subsidence Hazard Areas
Goal	Property Protection Structural Mitigation
Hazards Addressed	Land Subsidence
Local Planning Mechanism	Building Inspection. Mayor's Office
Estimated Time Frame for Completion	2025
Estimated Cost	
Funding Source	FEMA
Priority/Status	Low
	This action has not been completed due to lack of funding.
	This mitigation action has been replaced with a new action in order to streamline the plan and to adopt the "all hazards" approach within mitigation planning and awareness.
Action Description	Educate Residents About Subsidence
Goal	Public Education and Awareness
Hazards Addressed	Land Subsidence
Local Planning Mechanism	Building Inspection
Estimated Time Frame for Completion	Annually
Estimated Cost	
Funding Source	Local

Priority/Status	Low; Yearly Subsidence hazard awareness is advertised annually via social media, website postings, and partnerships with the media. This mitigation action has been replaced with a new action in order to streamline the plan and to adopt the “all hazards” approach within mitigation planning and awareness.
Action Description	Encourage Construction of Safe Rooms
Goal	Property Protection Structural Mitigation Public Education and Awareness
Hazards Addressed	Tornadoes
Local Planning Mechanism	Building Inspection. Mayor’s Office
Estimated Time Frame for Completion	Ongoing, most of the citizens rely on grant funds to construct safe rooms, some of the citizens have been listed on the wait list.
Estimated Cost	
Funding Source	State/Local/Private
Priority/Status	High; Ongoing
Action Description	Require Wind-Resistant Building Techniques
Goal	Prevention Property Protection
Hazards Addressed	Tornadoes
Local Planning Mechanism	Building Inspection, Mayor’s Office
Estimated Time Frame for Completion	Long Term
Estimated Cost	
Funding Source	State/Local
Priority/Status	Medium; incomplete This mitigation action has been replaced with a new action in order to streamline the plan and to adopt the “all hazards” approach within mitigation planning and awareness.
Action Description	Conduct Tornado Awareness Activities

Goal	Public Education and Awareness
Hazards Addressed	Tornadoes
Local Planning Mechanism	Mayor's Office
Estimated Time Frame for Completion	Ongoing, Annually
Estimated Cost	
Funding Source	Local
Priority/Status	High; Ongoing Tornado hazard awareness is advertised annually via social media, website postings, and partnerships with the media. This mitigation action has been replaced with a new action in order to streamline the plan and to adopt the "all hazards" approach within mitigation planning and awareness.
Action Description	Map and Assess Vulnerability to Wildfire
Goal	Prevention Property Protection Natural Resource Protection
Hazards Addressed	Wildfires
Local Planning Mechanism	Fire Department
Estimated Time Frame for Completion	Annually
Estimated Cost	
Funding Source	FEMA/Local
Priority/Status	Low; Maintain Vulnerability to hazards is assessed on an annual basis through open sources data and partnership with Jefferson County EMA. Due to several actions assessing vulnerability, this mitigation action has been replaced with a new action in order to streamline the plan and to adopt the "all hazards" approach within mitigation planning and awareness.
Action Description	Incorporate Wildfire Mitigation in The Comprehensive Plan
Goal	Prevention Property Protection Natural Resource Protection

Hazards Addressed	Wildfires
Local Planning Mechanism	Fire Department, EMA
Estimated Time Frame for Completion	Mid Range
Estimated Cost	
Funding Source	Local
Priority/Status	Low; Maintain Vulnerability to wildfires is addressed in the Jefferson County THIRA and the EOP.
Action Description	Reduce Risk Through Land Use Planning
Goal	Prevention
Hazards Addressed	Wildfires
Local Planning Mechanism	Building Inspection
Estimated Time Frame for Completion	Annually
Estimated Cost	
Funding Source	Local
Priority/Status	Low; Yearly This action has not been completed due to lack of funding.
Action Description	Develop A Wildland-Urban Interface Code
Goal	Prevention
Hazards Addressed	Wildfires
Local Planning Mechanism	Building Inspection, Fire Department
Estimated Time Frame for Completion	Long Term
Estimated Cost	
Funding Source	Local

Priority/Status	Low; Incomplete Some mitigation actions included in previous Hazard Mitigation Plans have not been completed due to attrition and lack of funding. These mitigation actions have been included in this Hazard Mitigation Plan to be implemented in the future.
Action Description	Require or Encourage Fire Resistant Construction
Goal	Prevention Property Protection Structural Mitigation Public Education and Awareness
Hazards Addressed	Wildfires
Local Planning Mechanism	Building Inspection, Fire Department
Estimated Time Frame for Completion	Annually
Estimated Cost	
Funding Source	Local
Priority/Status	Low; Yearly This action has not been completed due to lack of funding.
Action Description	Retrofit At-Risk Structures with Ignition-Resistant Materials
Goal	Prevention Property Protection Structural Mitigation
Hazards Addressed	Wildfires
Local Planning Mechanism	Building Inspection
Estimated Time Frame for Completion	2025
Estimated Cost	
Funding Source	FEMA

Priority/Status	Low This action has not been completed due to lack of funding.
Action Description	Create Defensible Space Around Structures and Infrastructure
Goal	Prevention Property Protection Natural Resource Protection Structural Mitigation
Hazards Addressed	Wildfires
Local Planning Mechanism	Building Inspection
Estimated Time Frame for Completion	Long range
Estimated Cost	
Funding Source	FEMA
Priority/Status	Low; Ongoing This action has not been completed due to lack of funding.
Action Description	Conduct Maintenance to Reduce Risk
Goal	Prevention Property Protection Natural Resource Protection Structural Mitigation
Hazards Addressed	Wildfires
Local Planning Mechanism	Building Inspection
Estimated Time Frame for Completion	Annually
Estimated Cost	
Funding Source	Local
Priority/Status	Low; Yearly This action has not been completed due to lack of funding.
Action Description	Implement A Fuels Management Program

Goal	Prevention Property Protection Natural Resource Protection
Hazards Addressed	Wildfires
Local Planning Mechanism	Building Inspection
Estimated Time Frame for Completion	Long Range
Estimated Cost	
Funding Source	Local
Priority/Status	Low; Incomplete This action has not been completed due to lack of funding.
Action Description	Participate in Firewise Program
Goal	Prevention
Hazards Addressed	Wildfires
Local Planning Mechanism	Fire Department
Estimated Time Frame for Completion	Annually
Estimated Cost	
Funding Source	Local
Priority/Status	Low; Yearly This action has not been completed due to lack of funding.
Action Description	Increase Wildfire Risk Awareness
Goal	Public Education and Awareness
Hazards Addressed	Wildfires
Local Planning Mechanism	Fire Department
Estimated Time Frame for Completion	Annually
Estimated Cost	
Funding Source	Local

Priority/Status	Low; Yearly Wildfire hazard awareness is advertised annually via social media, website postings, and partnerships with the media. This mitigation action has been replaced with a new action in order to streamline the plan and to adopt the “all hazards” approach within mitigation planning and awareness.
Action Description	Educate Property Owners About Wildfire Mitigation Techniques
Goal	Public Education and Awareness
Hazards Addressed	Wildfires
Local Planning Mechanism	Fire Department
Estimated Time Frame for Completion	Annually
Estimated Cost	
Funding Source	Local
Priority/Status	Low; Yearly Wildfire mitigation techniques and hazard awareness is advertised annually via social media, website postings, and partnerships with the media. This mitigation action has been replaced with a new action in order to streamline the plan and to adopt the “all hazards” approach within mitigation planning and awareness.
Action Description	Adopt and Enforce Building Codes
Goal	Prevention Property Protection
Hazards Addressed	Winter Storms/Freezes
Local Planning Mechanism	Building Inspection
Estimated Time Frame for Completion	Annually
Estimated Cost	
Funding Source	Local

Priority/Status	Low; Yearly; Replaced The previous mitigation plan had adopt and enforce building codes for every individual hazard. A new mitigation action has been developed in order to streamline the plan and to adopt the “all hazards” approach within mitigation planning.
Action Description	Protect Buildings and Infrastructure
Goal	Prevention Property Protection Structural Mitigation
Hazards Addressed	Winter Storms/Freezes
Local Planning Mechanism	Fire Department
Estimated Time Frame for Completion	Annually
Estimated Cost	
Funding Source	Local
Priority/Status	High; Yearly . This mitigation action has been replaced with a new action in order to streamline the plan and to adopt the “all hazards” approach within mitigation planning and awareness.
Action Description	Protect Power Lines
Goal	Prevention Structural Mitigation
Hazards Addressed	Winter Storms/Freezes
Local Planning Mechanism	Fire Department
Estimated Time Frame for Completion	Annually and As the Need Arises
Estimated Cost	
Funding Source	Private
Priority/Status	High; Yearly

Action Description	Reduce Impacts to Roadways
Goal	Structural Mitigation
Hazards Addressed	Winter Storms/Freezes
Local Planning Mechanism	Fire Department
Estimated Time Frame for Completion	Working with Alabama Department of Transportation
Estimated Cost	
Funding Source	Local/State
Priority/Status	High; Replaced This mitigation action has been replaced with a new action in order to streamline the plan and to adopt the “all hazards” approach within mitigation planning and awareness.
Action Description	Conduct Winter Weather Risk Awareness Activities
Goal	Public Education and Awareness
Hazards Addressed	Winter Storms/Freezes
Local Planning Mechanism	Fire Department, Mayor’s Office
Estimated Time Frame for Completion	Annually
Estimated Cost	No Additional Cost
Funding Source	Local
Priority/Status	Medium; Yearly Winter Weather risk and hazard awareness is advertised annually via social media, website postings, and partnerships with the media. This mitigation action has been replaced with a new action in order to streamline the plan and to adopt the “all hazards” approach within mitigation planning and awareness.
Action Description	Assist Vulnerable Populations
Goal	Property Protection Public Education and Awareness

Hazards Addressed	Winter Storms/Freezes
Local Planning Mechanism	Mayor's Office, Fire Department, Police Department
Estimated Time Frame for Completion	Long Term
Estimated Cost	
Funding Source	Local/State
Priority/Status	Medium; Ongoing Assisting vulnerable populations is done through our volunteer organizations active in disasters ad community groups. This mitigation action has been replaced with a new action in order to streamline the plan and to adopt the "all hazards" approach within mitigation planning and awareness.
Action Description	Reduce Urban Island Heat Effect
Goal	Prevention Property Protection Structural Mitigation
Hazards Addressed	Extreme Temperatures
Local Planning Mechanism	Mayor's Office
Estimated Time Frame for Completion	2025
Estimated Cost	
Funding Source	FEMA/Private
Priority/Status	Low This mitigation action has been replaced with a new action in order to streamline the plan and to adopt the "all hazards" approach within mitigation planning and awareness.
Action Description	Increase Awareness of Extreme Temperature Risk and Safety
Goal	Public Education and Awareness
Hazards Addressed	Extreme Temperatures

Local Planning Mechanism	Fire Department
Estimated Time Frame for Completion	Annually
Estimated Cost	No Additional Cost
Funding Source	Local/Private
Priority/Status	Low; Yearly Extreme Temperature hazard awareness is advertised annually via social media, website postings, and partnerships with the media. This mitigation action has been replaced with a new action in order to streamline the plan and to adopt the “all hazards” approach within mitigation planning and awareness.
Action Description	Assist Vulnerable Populations
Goal	Property Protection Public Education and Awareness
Hazards Addressed	Extreme Temperatures
Local Planning Mechanism	Mayor’s Office
Estimated Time Frame for Completion	Long Term
Estimated Cost	
Funding Source	FEMA/State/Local
Priority/Status	Low; Ongoing; Replaced Assisting vulnerable populations is done through our volunteer organizations active in disasters ad community groups. This mitigation action has been replaced with a new action in order to streamline the plan and to adopt the “all hazards” approach within mitigation planning and awareness.
Action Description	Educate Property Owners About Freezing Pipes
Goal	Public Education and Awareness
Hazards Addressed	Extreme Temperatures

Local Planning Mechanism	Mayor's Office
Estimated Time Frame for Completion	Ongoing; Seasonal
Estimated Cost	No Additional Cost
Funding Source	Local
Priority/Status	Low; Ongoing; Replaced Freezing pipe awareness falls under winter weather hazard awareness, and is advertised annually via social media, website postings, and partnerships with the media. This mitigation action has been replaced with a new action in order to streamline the plan and to adopt the "all hazards" approach within mitigation planning and awareness.
Action Description	Locate Safe Rooms to Minimize Damage
Goal	Property Protection
Hazards Addressed	Hail
Local Planning Mechanism	Mayor's Office
Estimated Time Frame for Completion	Long Term
Estimated Cost	
Funding Source	FEMA
Priority/Status	Low; Complete All county wide saferooms are available via the Jefferson County EMA website. This includes a searchable tool to find the closest safe room near your location.
Action Description	Protect Buildings from Hail Damage
Goal	Prevention Property Protection Structural Mitigation
Hazards Addressed	Hail
Local Planning Mechanism	Building Inspection

Estimated Time Frame for Completion	Long Term
Estimated Cost	
Funding Source	FEMA
Priority/Status	Low; Incomplete
Action Description	Increase Hail Risk Awareness
Goal	Public Education and Awareness
Hazards Addressed	Hail
Local Planning Mechanism	Mayor's Office
Estimated Time Frame for Completion	Annually
Estimated Cost	
Funding Source	FEMA
Priority/Status	Low; Yearly Hail risk and hazard awareness is advertised annually via social media, website postings, and partnerships with the media. This mitigation action has been replaced with a new action in order to streamline the plan and to adopt the "all hazards" approach within mitigation planning and awareness.
Action Description	Map and Assess Vulnerability to Landslides
Goal	Prevention
Hazards Addressed	Landslide
Local Planning Mechanism	Building Inspection, Engineering Department
Estimated Time Frame for Completion	2025
Estimated Cost	

Funding Source	FEMA/Local
Priority/Status	Low; Ongoing
	Vulnerability to hazards is assessed on an annual basis through open sources data and partnership with Jefferson County EMA. Due to several actions assessing vulnerability, this mitigation action has been replaced with a new action in order to streamline the plan and to adopt the “all hazards” approach within mitigation planning and awareness.
Action Description	Manage Development in Landslide Hazard Areas
Goal	Prevention
Hazards Addressed	Landslide
Local Planning Mechanism	Building Inspection, Mayor’s Office, Engineering Department
Estimated Time Frame for Completion	2025
Estimated Cost	
Funding Source	Local
Priority/Status	Low; Replaced
	The previous version of the hazard mitigation plan had an emphasis to manage development in each hazard area. A new mitigation action has been developed in order to streamline the plan and to adopt the “all hazards” approach within mitigation planning.
Action Description	Prevent Impacts to Roadways
Goal	Prevention Structural Mitigation
Hazards Addressed	Landslide
Local Planning Mechanism	Mayor’s Office, Engineering Department
Estimated Time Frame for Completion	2025
Estimated Cost	
Funding Source	State/Local
Priority/Status	Low; incomplete

Action Description	Remove Existing Buildings and Infrastructure from Landslide Hazard Areas
Goal	Property Protection Structural Mitigation
Hazards Addressed	Landslide
Local Planning Mechanism	Mayor's Office
Estimated Time Frame for Completion	2025
Estimated Cost	
Funding Source	FEMA
Priority/Status	Low This action has not been completed due to lack of funding. This mitigation action has been replaced with a new action in order to streamline the plan and to adopt the "all hazards" approach within mitigation planning and awareness.
Action Description	Protect Critical Facilities and Equipment
Goal	Property Protection Structural Mitigation
Hazards Addressed	Lightning
Local Planning Mechanism	Building Inspection
Estimated Time Frame for Completion	Long Term
Estimated Cost	
Funding Source	Private/Local
Priority/Status	Medium; Replaced No action in past five years due to lack of funding. This mitigation action has been replaced with a new action in order to streamline the plan, and to adopt the "all hazards" approach within mitigation planning and awareness.

Action Description	Conduct Lightning Awareness Programs
Goal	Public Education and Awareness
Hazards Addressed	Lightning
Local Planning Mechanism	Mayor's Office
Estimated Time Frame for Completion	Long Term
Estimated Cost	
Funding Source	FEMA/State
Priority/Status	Low; Ongoing Lightning hazard awareness is advertised annually via social media, website postings, and partnerships with the media. This mitigation action has been replaced with a new action in order to streamline the plan and to adopt the "all hazards" approach within mitigation planning and awareness.
Action Description	Adopt and Enforce Building Codes
Goal	Prevention Property Protection
Hazards Addressed	Severe Wind
Local Planning Mechanism	Building Inspection
Estimated Time Frame for Completion	Long Term
Estimated Cost	
Funding Source	Local
Priority/Status	High; Ongoing; Replaced The previous mitigation plan had adopt and enforce building codes for every individual hazard. A new mitigation action has been developed in order to streamline the plan and to adopt the "all hazards" approach within mitigation planning.
Action Description	Promote or Require Site and Building Design Standards to Minimize Wind Damage

Goal	Prevention Property Protection
Hazards Addressed	Severe Wind
Local Planning Mechanism	Building Inspection
Estimated Time Frame for Completion	Long Term
Estimated Cost	
Funding Source	Local
Priority/Status	Medium; Incomplete
Action Description	Assess Vulnerability to Severe Wind
Goal	Prevention
Hazards Addressed	Severe Wind
Local Planning Mechanism	Building Inspection
Estimated Time Frame for Completion	Long Term
Estimated Cost	
Funding Source	Local
Priority/Status	Low; Ongoing
	Vulnerability to hazards is assessed on an annual basis through open sources data and partnership with Jefferson County EMA. Due to several actions assessing vulnerability, this mitigation action has been replaced with a new action in order to streamline the plan and to adopt the “all hazards” approach within mitigation planning and awareness.
Action Description	Protect Power Lines and Infrastructure
Goal	Prevention Property Protection Structural Mitigation
Hazards Addressed	Severe Wind
Local Planning Mechanism	Building Inspection

Estimated Time Frame for Completion	Long Term
Estimated Cost	
Funding Source	Private/Local
Priority/Status	Low; No action in past five years due to lack of funding. This mitigation action has been replaced with a new action in order to streamline the plan, and to adopt the “all hazards” approach within mitigation planning and awareness.
Action Description	Retrofit Residential Buildings
Goal	Prevention Property Protection Structural Mitigation
Hazards Addressed	Severe Wind
Local Planning Mechanism	Building Inspection
Estimated Time Frame for Completion	Long Term
Estimated Cost	
Funding Source	Private
Priority/Status	Low; No action in past five years due to lack of funding.
Action Description	Retrofit Public Buildings and Critical Facilities
Goal	Prevention Property Protection Structural Mitigation
Hazards Addressed	Severe Wind

Local Planning Mechanism	Building Inspection
Estimated Time Frame for Completion	2025
Estimated Cost	
Funding Source	Local/Private
Priority/Status	Low No action in past five years due to lack of funding. This mitigation action has been replaced with a new action in order to streamline the plan, and to adopt the “all hazards” approach within mitigation planning and awareness.
Action Description	Increase Severe Wind Risk Awareness
Goal	Public Education and Awareness
Hazards Addressed	Severe Wind
Local Planning Mechanism	Mayor’s Office
Estimated Time Frame for Completion	2017
Estimated Cost	
Funding Source	FEMA
Priority/Status	Low; Completed Severe Wind risk and hazard awareness is advertised annually via social media, website postings, and partnerships with the media. This mitigation action has been replaced with a new action in order to streamline the plan and to adopt the “all hazards” approach within mitigation planning and awareness.
Action Description	Assess Community Risk
Goal	Prevention
Hazards Addressed	Multiple Hazards
Local Planning Mechanism	Fire Department, Jefferson County EMA

Estimated Time Frame for Completion	2018
Estimated Cost	
Funding Source	Local
Priority/Status	High; Completed
Action Description	Map Community Risk
Goal	Prevention
Hazards Addressed	Multiple Hazards
Local Planning Mechanism	Mayor's Office
Estimated Time Frame for Completion	Long Term
Estimated Cost	
Funding Source	FEMA/State/Local
Priority/Status	Medium
Action Description	Prevent and/or Manage Development in Hazard Areas
Goal	Prevention
Hazards Addressed	Multiple Hazards
Local Planning Mechanism	Building Inspection, Mayor's Office
Estimated Time Frame for Completion	Long Term
Estimated Cost	No Additional Cost
Funding Source	Local
Priority/Status	Medium; New; Ongoing
	This mitigation action replaces all prior actions pertaining to development in hazard areas. This includes development in areas within a floodplain.
Action Description	Adopt Development Regulations in Hazard Areas
Goal	Prevention
Hazards Addressed	Multiple Hazards

Local Planning Mechanism	Building Inspection, Mayor's Office
Estimated Time Frame for Completion	2025
Estimated Cost	No Additional Cost
Funding Source	Local
Priority/Status	Medium; Ongoing
Action Description	Limit Density in Hazard Areas
Goal	Prevention
Hazards Addressed	Multiple Hazards
Local Planning Mechanism	Building Inspection, Mayor's Office
Estimated Time Frame for Completion	2025
Estimated Cost	No Additional Cost
Funding Source	Local
Priority/Status	Medium
Action Description	Integrate Mitigation into Local Planning
Goal	Prevention
Hazards Addressed	Multiple Hazards
Local Planning Mechanism	Building Inspection, Mayor's Office
Estimated Time Frame for Completion	2016
Estimated Cost	
Funding Source	Local
Priority/Status	Medium; Completed
Action Description	Strengthen Land Use Regulations
Goal	Prevention
Hazards Addressed	Multiple Hazards
Local Planning Mechanism	Building Inspection, Mayor's Office

Estimated Time Frame for Completion	2020
Estimated Cost	
Funding Source	Local
Priority/Status	Medium; Completed
Action Description	Adopt and Enforce Building Codes
Goal	Prevention Property Protection
Hazards Addressed	Multiple Hazards
Local Planning Mechanism	Building Inspections
Estimated Time Frame for Completion	2020
Estimated Cost	
Funding Source	Local
Priority/Status	High; Replaced The previous mitigation plan had adopt and enforce building codes for every individual hazard. A new mitigation action has been developed in order to streamline the plan and to adopt the “all hazards” approach within mitigation planning.
Action Description	Create Local Funding Mechanisms for Hazard Mitigation
Goal	Prevention
Hazards Addressed	Multiple Hazards
Local Planning Mechanism	Mayor’s Office
Estimated Time Frame for Completion	Long Term
Estimated Cost	
Funding Source	FEMA/State
Priority/Status	Low; incomplete This action has not been completed due to lack of funding.

Action Description	Incentivize Hazard Mitigation
Goal	Prevention
Hazards Addressed	Multiple Hazards
Local Planning Mechanism	Mayor's Office
Estimated Time Frame for Completion	2020
Estimated Cost	
Funding Source	Private
Priority/Status	Low; This action has not been completed due to lack of funding.

Action Description	Monitor Mitigation Plan Implementation
Goal	Prevention
Hazards Addressed	Multiple Hazards
Local Planning Mechanism	Mayor's Office
Estimated Time Frame for Completion	Annually
Estimated Cost	
Funding Source	FEMA/Local
Priority/Status	Low; Yearly

Action Description	Protect Structures
Goal	Prevention Property Protection Structural Mitigation
Hazards Addressed	Multiple Hazards
Local Planning Mechanism	Building Inspection, Fire Department
Estimated Time Frame for Completion	2025
Estimated Cost	
Funding Source	Local

Priority/Status	High No action in past five years due to lack of funding. This mitigation action has been replaced with a new action in order to streamline the plan, and to adopt the “all hazards” approach within mitigation planning and awareness.
Action Description	Protect Infrastructure and Critical Facilities
Goal	Property Protection Structural Mitigation
Hazards Addressed	Multiple Hazards
Local Planning Mechanism	Building Inspection, Fire Department
Estimated Time Frame for Completion	2025
Estimated Cost	
Funding Source	Local
Priority/Status	High No action in past five years due to lack of funding. This mitigation action has been replaced with a new action in order to streamline the plan, and to adopt the “all hazards” approach within mitigation planning and awareness.
Action Description	Increase Hazard Education and Risk Awareness
Goal	Public Education and Awareness
Hazards Addressed	Multiple Hazards
Local Planning Mechanism	Mayor’s Office
Estimated Time Frame for Completion	2017
Estimated Cost	
Funding Source	FEMA

Priority/Status	Medium; Replaced This mitigation action has been replaced with a new action in order to streamline the plan, and to adopt the “all hazards” approach within mitigation planning and awareness.
Action Description	Improve Household Disaster Preparedness
Goal	Public Education and Awareness
Hazards Addressed	Multiple Hazards
Local Planning Mechanism	Mayor’s Office
Estimated Time Frame for Completion	2017
Estimated Cost	
Funding Source	FEMA
Priority/Status	Medium; Replaced This mitigation action has been replaced with a new action in order to streamline the plan, and to adopt the “all hazards” approach within mitigation planning and awareness.
Action Description	Promote Private Mitigation Efforts
Goal	Public Education and Awareness
Hazards Addressed	Multiple Hazards
Local Planning Mechanism	Mayor’s Office
Estimated Time Frame for Completion	2017
Estimated Cost	
Funding Source	FEMA
Priority/Status	Medium; incomplete No action in past five years due to lack of funding. This mitigation action has been replaced with a new action in order to streamline the plan, and to adopt the “all hazards” approach within mitigation planning and awareness.

Action Description	Add Outdoor Warning Sirens Inside Municipal Boundary
Goal	Emergency Services Public Education and Awareness
Hazards Addressed	Multiple Hazards
Local Planning Mechanism	Jefferson County Emergency Management Agency, Mayors office
Estimated Time Frame for Completion	Long Term
Estimated Cost	Unknown
Funding Source	Local, State, Federal
Priority/Status	New Action; High

Action Description	Build and/or Purchase Fabricated Saferooms And Place Inside Municipal Boundary
Goal	Prevention Emergency Services Public Education and Awareness Property Protection Structural Mitigation
Hazards Addressed	Multiple Hazards
Local Planning Mechanism	Mayor's Office, Jefferson County EMA
Estimated Time Frame for Completion	Long Term
Estimated Cost	Unknown
Funding Source	Local/ State/ Federal
Priority/Status	New; High
Action Description	Protect and/or Retrofit Critical Facilities and Infrastructure.
Goal	Prevention Property Protection Structural Mitigation
Hazards Addressed	All Hazards
Local Planning Mechanism	Mayor's Office, Jefferson County EMA
Estimated Time Frame for Completion	Annually
Estimated Cost	
Funding Source	FEMA/State/Local
Priority/Status	New; High; Yearly The previous mitigation plan had Protect Critical Facilities and Infrastructure for every individual hazard. This mitigation action replaces those actions in order to streamline the plan and to adopt the "all hazards" approach within mitigation planning.
Action Description	Protect and/or Retrofit Utility Infrastructure

Goal	Prevention Property Protection Structural Mitigation
Hazards Addressed	All Hazards
Local Planning Mechanism	Mayor's Office, Jefferson County EMA
Estimated Time Frame for Completion	Long Term
Estimated Cost	
Funding Source	FEMA/State/Local
Priority/Status	New; High; The previous mitigation plan had Protect and/or Retrofit Utility Infrastructure for every individual hazard. This mitigation action replaces those actions in order to streamline the plan and to adopt the "all hazards" approach within mitigation planning.
Action Description	Assess Vulnerability and Hazard Risk
Goal	Emergency Services Public Education and Awareness Prevention Property Protection Structural Mitigation
Hazards Addressed	Multiple Hazards
Local Planning Mechanism	Jefferson County Emergency Management Agency, Mayors Office
Estimated Time Frame for Completion	Long Term
Estimated Cost	Unknown
Funding Source	Local, State, Federal
Priority/Status	New; High
Action Description	Increase Hazard Awareness and Increase Preparedness Within the Home through campaigns, fairs, seminars, direct mailings, materials, public service announcements, and other means of communications
Goal	Emergency Services Public Education and Awareness Prevention

Hazards Addressed	Multiple Hazards
Local Planning Mechanism	Jefferson County Emergency Management Agency, Mayors Office, Fire Department
Estimated Time Frame for Completion	Long Term
Estimated Cost	Unknown
Funding Source	Local, State, Federal
Priority/Status	New; High; Ongoing
Action Description	Adopt and enforce building codes
Goal	Property Protection Structural Mitigation Prevention
Hazards Addressed	Multiple Hazards
Local Planning Mechanism	Jefferson County Emergency Management Agency, Mayors Office, Fire Department, Building Inspection, Engineering Department
Estimated Time Frame for Completion	Long Term
Estimated Cost	Unknown
Funding Source	Local, State, Federal
Priority/Status	New; Medium; Ongoing
Action Description	Remove Existing buildings and infrastructure from hazard areas
Goal	Property Protection Structural Mitigation Prevention
Hazards Addressed	Multiple Hazards
Local Planning Mechanism	Jefferson County Emergency Management Agency, Mayors Office
Estimated Time Frame for Completion	Long Term
Estimated Cost	Unknown
Funding Source	Local, State, Federal
Priority/Status	New; Medium

Action Description	Reduce impacts to roadways and bridges
Goal	Emergency Services Structural Mitigation Prevention
Hazards Addressed	Multiple Hazards
Local Planning Mechanism	Jefferson County Emergency Management Agency, Mayors Office, Public Works, ALDOT
Estimated Time Frame for Completion	Long Term
Estimated Cost	Unknown
Funding Source	Local, State and Federal
Priority/Status	New; Medium
Action Description	Construct Hazard Resilient Facilities and Infrastructure in order to provide continuity of operations and government.
Goal	Emergency Services Property Protection Structural Mitigation Prevention
Hazards Addressed	Multiple Hazards
Local Planning Mechanism	Jefferson County Emergency Management Agency
Estimated Time Frame for Completion	Long Term
Estimated Cost	Unknown
Funding Source	Local, State and Federal
Priority/Status	New; Low

Hueytown's Mitigation Action Plan	
Action Description	Hazard Awareness Weeks
Goal	Public Education and Awareness
Hazards Addressed	All Hazards
Local Planning Mechanism	Jefferson County EMA, Fire Department
Estimated Time Frame for Completion	Annually
Estimated Cost	
Funding Source	Local
Priority/Status	<p>Medium; Yearly; Replaced</p> <p>Hazard awareness weeks are advertised via social media and websites in partnership with the Jefferson County EMA. This mitigation action has been replaced with a new action in order to streamline the plan and to adopt the “all hazards” approach within mitigation planning and awareness.</p>

Action Description	Preparedness Handbooks, Brochures. Distribution of Severe Weather Guides, Homeowner's Retrofit Guide, Etc.
Goal	Public Education and Awareness
Hazards Addressed	All Hazards
Local Planning Mechanism	Fire Department, Jefferson County EMA, AEMA, FEMA
Estimated Time Frame for Completion	Seasonal
Estimated Cost	
Funding Source	FEMA/State/Local
Priority/Status	High; Yearly; Replaced Brochures and information are provided to the public in various ways via the agency website, social media, and public engagement events. This mitigation action has been replaced with a new action in order to streamline the plan and to adopt the "all hazards" approach within mitigation planning and awareness.
Action Description	Regular Newspaper Articles.
Goal	Public Education and Awareness
Hazards Addressed	All Hazards
Local Planning Mechanism	Mayor
Estimated Time Frame for Completion	Quarterly news articles
Estimated Cost	
Funding Source	Local

Priority/Status	Medium; Quarterly
Action Description	Emergency Preparedness Education Programs for Schools.
Goal	Public Education and Awareness
Hazards Addressed	All Hazards
Local Planning Mechanism	Jefferson County Board of Education, Emergency Services
Estimated Time Frame for Completion	Ongoing, Annually September
Estimated Cost	
Funding Source	State/Local
Priority/Status	High; Yearly

Action Description	Drills, Exercises in Homes, Workplaces, Classrooms, Etc.
Goal	Public Education and Awareness
Hazards Addressed	All Hazards
Local Planning Mechanism	Fire Department
Estimated Time Frame for Completion	Ongoing, Semi-Annually
Estimated Cost	
Funding Source	FEMA
Priority/Status	High; Ongoing These activities are encouraged through awareness weeks, via social media and agency websites. These activities are also required to occur within the jurisdictional school system.

Action Description	Everbridge Emergency Alert Notifications
Goal	Emergency Services Public Education and Awareness
Hazards Addressed	All Hazards
Local Planning Mechanism	Jefferson County EMA, Fire Department
Estimated Time Frame for Completion	Quarterly Drill with Mayors, Police Chiefs, And County Commissioners
Estimated Cost	No Additional Cost
Funding Source	Local

Priority/Status	High; Semi-Annually
Action Description	Hazard “Safety Fairs”.
Goal	Public Education and Awareness
Hazards Addressed	All Hazards
Local Planning Mechanism	Fire Department, Jefferson County EMA
Estimated Time Frame for Completion	Booths Set Up at Different Public Events Annually
Estimated Cost	
Funding Source	Local
Priority/Status	Medium; Yearly; Replaced
	These events occur annually, via visits to schools, community events, community groups and our large annual event also known as “Be Ready Day.” This mitigation action has been replaced with a new action in order to streamline the plan and to adopt the “all hazards” approach within mitigation planning and awareness.
Action Description	Hazard Conferences, Seminars.
Goal	Public Education and Awareness
Hazards Addressed	All Hazards
Local Planning Mechanism	Mayor, Fire Department
Estimated Time Frame for Completion	Ongoing, Send Out Training Information Using Local News and Community Flyers.
Estimated Cost	
Funding Source	Local

Priority/Status	Medium; Ongoing; Replaced
	No action in past five years due to lack of funding. This mitigation action has been replaced with a new action in order to streamline the plan and to adopt the “all hazards” approach within mitigation planning and awareness.

Action Description	Direct Mailings
Goal	Public Education and Awareness
Hazards Addressed	All Hazards
Local Planning Mechanism	Fire Department
Estimated Time Frame for Completion	Annually, Mail Surveys Out to Update Hazard Mitigation Information
Estimated Cost	
Funding Source	Local
Priority/Status	Low; Yearly
Action Description	Require Water Conservation During Drought Conditions.
Goal	Prevention Natural Resource Protection
Hazards Addressed	Drought
Local Planning Mechanism	Mayor, Council
Estimated Time Frame for Completion	Annually
Estimated Cost	

Funding Source	Local
Priority/Status	Low; Yearly
Action Description	Educate Residents on Water Saving Techniques.
Goal	Natural Resource Protection Public Education and Awareness
Hazards Addressed	Drought
Local Planning Mechanism	Mayor, Council
Estimated Time Frame for Completion	Semi-Annually
Estimated Cost	
Funding Source	Local
Priority/Status	Low; Semi-Annually; Replaced
	Water saving techniques are broadcasted and amplified when extended periods of low to no precipitation occurs. This information is published via social media, website, meetings and local partnerships with news media. This mitigation action has been replaced with a new action in order to streamline the plan and to adopt the “all hazards” approach within mitigation planning and awareness.
Action Description	Adopt and Enforce Building Codes.

Goal	Prevention Property Protection
Hazards Addressed	Earthquakes
Local Planning Mechanism	Local Building Official, Fire Marshall
Estimated Time Frame for Completion	2020
Estimated Cost	
Funding Source	Local
Priority/Status	Medium; Replaced The previous mitigation plan had adopt and enforce building codes for every individual hazard. . This mitigation action has been replaced with a new action in order to streamline the plan and to adopt the “all hazards” approach within mitigation planning and awareness.
Action Description	Incorporate Earthquake Mitigation into Local Planning.
Goal	Prevention
Hazards Addressed	Earthquakes
Local Planning Mechanism	Mayor, Council
Estimated Time Frame for Completion	Annually

Estimated Cost	
Funding Source	Local
Priority/Status	Low; Yearly
Action Description	Conduct Inspections of Building Safety.
Goal	Prevention Property Protection
Hazards Addressed	Earthquakes
Local Planning Mechanism	Fire Marshall, Building Official
Estimated Time Frame for Completion	Long Term
Estimated Cost	
Funding Source	Local
Priority/Status	High; Ongoing Though inspections are completed annually, the timeframe and status has changed to improve the inspection process as well as maintain prior inspections.
Action Description	Increase Earthquake Risk Awareness.
Goal	Public Education and Awareness
Hazards Addressed	Earthquakes
Local Planning Mechanism	Jefferson County EMA, AEMA, FEMA
Estimated Time Frame for Completion	Provide FEMA's Information to Educate Local Citizens on A Semi-Annual Basis.

Estimated Cost	
Funding Source	FEMA/State/Local
Priority/Status	Medium; Yearly; Replaced
	Earthquake awareness has been advertised via social media and website postings. This mitigation action has been replaced with a new action in order to streamline the plan and to adopt the “all hazards” approach within mitigation planning and awareness.
Action Description	Incorporate Flood Mitigation in Local Planning
Goal	Prevention
Hazards Addressed	Flooding
Local Planning Mechanism	Building Department, Local Engineer, Fire Department
Estimated Time Frame for Completion	Annually
Estimated Cost	
Funding Source	Local
Priority/Status	High; Yearly
Action Description	Improve Stormwater Management Planning.
Goal	Prevention Property Protection Natural Resource Protection
Hazards Addressed	Flooding
Local Planning Mechanism	Jefferson County Storm Water Management

Estimated Time Frame for Completion	Annually
Estimated Cost	
Funding Source	Local
Priority/Status	Medium; Yearly
Action Description	Adopt Policies to Reduce Stormwater Runoff.
Goal	Prevention Property Protection Natural Resource Protection Structural Mitigation
Hazards Addressed	Flooding
Local Planning Mechanism	Jefferson County Storm Water Management
Estimated Time Frame for Completion	2018
Estimated Cost	
Funding Source	Local
Priority/Status	Medium; Incomplete This action has not been completed. The time frame for the action has been extended in order to ensure completion.
Action Description	Remove Existing Structures from Flood Hazard Areas
Goal	Prevention Property Protection

Hazards Addressed	Flooding
Local Planning Mechanism	Mayor, City Council, Jefferson County EMA, AEMA, FEMA
Estimated Time Frame for Completion	2025
Estimated Cost	
Funding Source	FEMA/State/Local
Priority/Status	Medium, Ongoing

Action Description	Improve Stormwater Drainage System Capacity.
Goal	Property Protection Structural Mitigation
Hazards Addressed	Flooding
Local Planning Mechanism	Building and Street Departments, Jefferson County Storm Water Management, AEMA, FEMA
Estimated Time Frame for Completion	2025
Estimated Cost	
Funding Source	FEMA/State/Local
Priority/Status	Medium, Ongoing
Action Description	Conduct Regular Maintenance of Drainage Systems and Flood Control Structures
Goal	Property Protection Natural Resource Protection Structural Mitigation
Hazards Addressed	Flooding
Local Planning Mechanism	Street Department
Estimated Time Frame for Completion	Long Term
Estimated Cost	
Funding Source	Local

Priority/Status	High; Ongoing Due to the importance of this action, this action will need to be maintained on an annual basis. The changes have been reflected within the action.
Action Description	Preserve Floodplains as Open Space.
Goal	Prevention Natural Resource Protection
Hazards Addressed	Flooding
Local Planning Mechanism	Building and Zoning Departments
Estimated Time Frame for Completion	2025
Estimated Cost	
Funding Source	FEMA/State/Local
Priority/Status	Medium, Ongoing
Action Description	Increase Awareness of Flood Risk and Safety
Goal	Public Education and Awareness
Hazards Addressed	Flooding
Local Planning Mechanism	Mayor, City Council, Building and Zoning Departments
Estimated Time Frame for Completion	Annually
Estimated Cost	

Funding Source	Local
Priority/Status	High; Yearly; Replaced
Action Description	Increase Awareness of Erosion Hazards
Goal	Public Education and Awareness
Hazards Addressed	Landslides/Erosion
Local Planning Mechanism	Mayor, Council
Estimated Time Frame for Completion	Annually
Estimated Cost	
Funding Source	Local
Priority/Status	High; Yearly; Replaced
	Erosion hazard awareness is advertised annually via social media and agency websites. This mitigation action has been replaced with a new action in order to streamline the plan and to adopt the “all hazards” approach within mitigation planning and awareness.

Hueytown	
Action Description	Educate Residents About Subsidence
Goal	Public Education and Awareness
Hazards Addressed	Land Subsidence
Local Planning Mechanism	Mayor, Council
Estimated Time Frame for Completion	Annually
Estimated Cost	
Funding Source	Local
Priority/Status	High; Yearly; Replaced Subsidence hazard awareness is advertised annually via social media, website postings, and partnerships with the media. This mitigation action has been replaced with a new action in order to streamline the plan and to adopt the “all hazards” approach within mitigation planning and awareness.
Action Description	Encourage Construction of Safe Rooms
Goal	Property Protection Structural Mitigation Public Education and Awareness
Hazards Addressed	Tornadoes
Local Planning Mechanism	Mayor, City Council, Building Department, Jefferson County EMA, AEMA, FEMA
Estimated Time Frame for Completion	Ongoing, most of the citizens rely on grant funds to construct safe rooms, some of the citizens have been listed on the wait list.
Estimated Cost	
Funding Source	FEMA/State/Local

Priority/Status	High; Ongoing
Action Description	Require Wind-Resistant Building Techniques
Goal	Prevention Property Protection
Hazards Addressed	Tornadoes
Local Planning Mechanism	Building Department, AEMA, FEMA
Estimated Time Frame for Completion	2019
Estimated Cost	
Funding Source	FEMA/State/Local
Priority/Status	High; Replaced This mitigation action has been replaced with a new action in order to streamline the plan and to adopt the “all hazards” approach within mitigation planning and awareness.
Action Description	Conduct Tornado Awareness Activities
Goal	Public Education and Awareness
Hazards Addressed	Tornadoes
Local Planning Mechanism	Fire Department, Jefferson County EMA
Estimated Time Frame for Completion	Ongoing, Annually
Estimated Cost	
Funding Source	Local

Priority/Status	High; Ongoing; Replaced Tornado hazard awareness is advertised annually via social media, website postings, and partnerships with the media. This mitigation action has been replaced with a new action in order to streamline the plan and to adopt the “all hazards” approach within mitigation planning and awareness.
Action Description	Map and Assess Vulnerability to Wildfire
Goal	Prevention Property Protection Natural Resource Protection
Hazards Addressed	Wildfires
Local Planning Mechanism	Alabama Forestry Commission
Estimated Time Frame for Completion	2020
Estimated Cost	
Funding Source	State
Priority/Status	Medium; Completed Vulnerability to hazards is assessed on an annual basis through open sources data and partnership with Jefferson County EMA. Due to several actions assessing vulnerability, this mitigation action has been replaced with a new action in order to streamline the plan and to adopt the “all hazards” approach within mitigation planning and awareness.
Action Description	Create Defensible Space Around Structures and Infrastructure
Goal	Prevention Property Protection Natural Resource Protection Structural Mitigation
Hazards Addressed	Wildfires
Local Planning Mechanism	Planning and Zoning Departments, Fire Department

Estimated Time Frame for Completion	Annually
Estimated Cost	
Funding Source	Local
Priority/Status	Medium; Yearly

Action Description	Increase Wildfire Risk Awareness
Goal	Public Education and Awareness
Hazards Addressed	Wildfires
Local Planning Mechanism	Fire Department, Jefferson County EMA, Alabama Forestry Commission
Estimated Time Frame for Completion	Annually
Estimated Cost	
Funding Source	State/Local
Priority/Status	High; Yearly; Replaced
Action Description	Protect Power Lines
Goal	Prevention Structural Mitigation
Hazards Addressed	Winter Storms/Freezes
Local Planning Mechanism	Alabama Power
Estimated Time Frame for Completion	Annually and As the Need Arises
Estimated Cost	
Funding Source	Private

Priority/Status	High; Yearly; Replaced This mitigation action has been replaced with a new action in order to streamline the plan and to adopt the “all hazards” approach within mitigation planning and awareness.
Action Description	Reduce Impacts to Roadways
Goal	Structural Mitigation
Hazards Addressed	Winter Storms/Freezes
Local Planning Mechanism	Street Department, ALDOT
Estimated Time Frame for Completion	Working with Alabama Department of Transportation on an Annual Basis
Estimated Cost	
Funding Source	Local/State
Priority/Status	High; Yearly; Replaced This mitigation action has been replaced with a new action in order to streamline the plan and to adopt the “all hazards” approach within mitigation planning and awareness.
Action Description	Conduct Winter Weather Risk Awareness Activities
Goal	Public Education and Awareness
Hazards Addressed	Winter Storms/Freezes
Local Planning Mechanism	Jefferson County EMA
Estimated Time Frame for Completion	Annually
Estimated Cost	No Additional Cost
Funding Source	Local

Priority/Status	Medium; Yearly; Replaced Winter Weather risk and hazard awareness is advertised annually via social media, website postings, and partnerships with the media. This mitigation action has been replaced with a new action in order to streamline the plan and to adopt the “all hazards” approach within mitigation planning and awareness
-----------------	--

Action Description	Increase Hail Risk Awareness
Goal	Public Education and Awareness
Hazards Addressed	Hail
Local Planning Mechanism	Jefferson County EMA, AEMA, FEMA
Estimated Time Frame for Completion	Annually
Estimated Cost	
Funding Source	FEMA/State/Local
Priority/Status	Low; Yearly; Replaced Hail risk and hazard awareness is advertised annually via social media, website postings, and partnerships with the media. This mitigation action has been replaced with a new action in order to streamline the plan and to adopt the “all hazards” approach within mitigation planning and awareness.
Action Description	Protect Critical Facilities and Equipment
Goal	Property Protection Structural Mitigation
Hazards Addressed	Lightning
Local Planning Mechanism	Fire Department
Estimated Time Frame for Completion	2020
Estimated Cost	
Funding Source	Local
Priority/Status	High; Replaced No action in past five years due to lack of funding. This mitigation action has been replaced with a new action in order to streamline the plan, and to adopt the “all hazards” approach within mitigation planning and awareness.

Action Description	Conduct Lightning Awareness Programs
Goal	Public Education and Awareness
Hazards Addressed	Lightning
Local Planning Mechanism	Fire Department, Jefferson County EMA
Estimated Time Frame for Completion	2020
Estimated Cost	
Funding Source	Local
Priority/Status	High; Completed; Replaced Lightning hazard awareness is advertised annually via social media, website postings, and partnerships with the media. This mitigation action has been replaced with a new action in order to streamline the plan and to adopt the “all hazards” approach within mitigation planning and awareness.
Action Description	Adopt and Enforce Building Codes
Goal	Prevention Property Protection
Hazards Addressed	Severe Wind
Local Planning Mechanism	Building Official, Mayor, Council
Estimated Time Frame for Completion	2020
Estimated Cost	
Funding Source	Local

Priority/Status	High; Replaced The previous mitigation plan had adopt and enforce building codes for every individual hazard. A new mitigation action has been developed in order to streamline the plan and to adopt the “all hazards” approach within mitigation planning.
-----------------	---

Action Description	Protect Power Lines and Infrastructure
Goal	Prevention Property Protection Structural Mitigation
Hazards Addressed	Severe Wind
Local Planning Mechanism	Alabama Power Company
Estimated Time Frame for Completion	2020
Estimated Cost	
Funding Source	Private
Priority/Status	High; Replaced No action in past five years due to lack of funding. This mitigation action has been replaced with a new action in order to streamline the plan, and to adopt the “all hazards” approach within mitigation planning and awareness.

Action Description	Increase Severe Wind Risk Awareness
Goal	Public Education and Awareness
Hazards Addressed	Severe Wind
Local Planning Mechanism	Jefferson County EMA, AEMA, FEMA
Estimated Time Frame for Completion	Annually

Estimated Cost	
Funding Source	FEMA/State/Local
Priority/Status	High; Yearly; Replaced
	Severe Wind risk and hazard awareness is advertised annually via social media, website postings, and partnerships with the media. This mitigation action has been replaced with a new action in order to streamline the plan and to adopt the “all hazards” approach within mitigation planning and awareness.

Action Description	Increase Hazard Education and Risk Awareness
Goal	Public Education and Awareness
Hazards Addressed	Multiple Hazards
Local Planning Mechanism	Jefferson County EMA, AEMA, FEMA
Estimated Time Frame for Completion	2018
Estimated Cost	
Funding Source	FEMA/State/Local
Priority/Status	High; Completed

Action Description	Improve Household Disaster Preparedness
Goal	Public Education and Awareness
Hazards Addressed	Multiple Hazards
Local Planning Mechanism	Jefferson County EMA, AEMA, FEMA
Estimated Time Frame for Completion	2017
Estimated Cost	

Funding Source	FEMA/State/Local
Priority/Status	High; Completed

Action Description	Add Outdoor Warning Sirens Inside Municipal Boundary
Goal	Emergency Services Public Education and Awareness
Hazards Addressed	Multiple Hazards
Local Planning Mechanism	Jefferson County Emergency Management Agency, Mayors Office
Estimated Time Frame for Completion	Long Term
Estimated Cost	Unknown
Funding Source	Local/ State/ Federal
Priority/Status	New Action; High

Action Description	Build and/or Purchase Saferooms And Place Inside Municipal Boundary
Goal	Prevention Emergency Services Public Education and Awareness
Hazards Addressed	Multiple Hazards

Local Planning Mechanism	Mayor's Office, Jefferson County EMA
Estimated Time Frame for Completion	Long Term
Estimated Cost	Unknown
Funding Source	Local/State/Federal
Priority/Status	New Action; High
Action Description	Protect and/or Retrofit Critical Facilities and Infrastructure.
Goal	Prevention Property Protection Structural Mitigation
Hazards Addressed	All Hazards
Local Planning Mechanism	Mayor's Office, Jefferson County EMA
Estimated Time Frame for Completion	Long Term
Estimated Cost	
Funding Source	FEMA/State/Local
Priority/Status	New; High; Yearly The previous mitigation plan had Protect Critical Facilities and Infrastructure for every individual hazard. This mitigation action replaces those actions in order to streamline the plan and to adopt the "all hazards" approach within mitigation planning.
Action Description	Protect and/or Retrofit Utility Infrastructure

Goal	Prevention Property Protection Structural Mitigation
Hazards Addressed	All Hazards
Local Planning Mechanism	Mayor's Office, Jefferson County EMA
Estimated Time Frame for Completion	Long Term
Estimated Cost	
Funding Source	FEMA/State/Local
Priority/Status	New; High; The previous mitigation plan had Protect and/or Retrofit Utility Infrastructure for every individual hazard. This mitigation action replaces those actions in order to streamline the plan and to adopt the "all hazards" approach within mitigation planning.
Action Description	Assess Vulnerability and Hazard Risk
Goal	Emergency Services Public Education and Awareness Prevention Property Protection Structural Mitigation
Hazards Addressed	Multiple Hazards
Local Planning Mechanism	Jefferson County Emergency Management Agency, Mayors Office
Estimated Time Frame for Completion	Long Term
Estimated Cost	Unknown
Funding Source	Local, State, Federal
Priority/Status	New Action; High

Action Description	Increase Hazard Awareness and Increase Preparedness Within the Home through campaigns, fairs, seminars, direct mailings, materials, public service announcements, and other means of communications
Goal	Emergency Services Public Education and Awareness Prevention
Hazards Addressed	Multiple Hazards
Local Planning Mechanism	Jefferson County Emergency Management Agency, Mayors Office, Fire Department
Estimated Time Frame for Completion	Long Term
Estimated Cost	Unknown
Funding Source	Local, State, Federal
Priority/Status	New; High; Ongoing
Action Description	Adopt and enforce building codes
Goal	Property Protection Structural Mitigation Prevention
Hazards Addressed	Multiple Hazards
Local Planning Mechanism	Jefferson County Emergency Management Agency, Mayors Office, Fire Department, Building Inspection, Engineering Department
Estimated Time Frame for Completion	Long Term
Estimated Cost	Unknown
Funding Source	Local, State, Federal
Priority/Status	New; Medium; Ongoing

Action Description	Assist Vulnerable Populations
Goal	Public Education and Awareness Prevention
Hazards Addressed	Multiple Hazards
Local Planning Mechanism	Jefferson County Emergency Management Agency, Mayors Office, Jefferson County VOAD
Estimated Time Frame for Completion	Long Term
Estimated Cost	Unknown
Funding Source	Local, State and Federal
Priority/Status	New; High; Ongoing

Action Description	Remove Existing buildings and infrastructure from hazard areas
Goal	Property Protection Structural Mitigation Prevention
Hazards Addressed	Multiple Hazards
Local Planning Mechanism	Jefferson County Emergency Management Agency, Mayors Office
Estimated Time Frame for Completion	Long Term
Estimated Cost	Unknown
Funding Source	Local, State, Federal
Priority/Status	New; Medium
Action Description	Reduce impacts to roadways and bridges

Goal	Emergency Services Structural Mitigation Prevention
Hazards Addressed	Multiple Hazards
Local Planning Mechanism	Jefferson County Emergency Management Agency, Mayors Office, Public Works, ALDOT
Estimated Time Frame for Completion	Long Term
Estimated Cost	Unknown
Funding Source	Local, State and Federal
Priority/Status	New; Medium
Action Description	Construct Hazard Resilient Facilities and Infrastructure in order to provide continuity of operations and government.
Goal	Emergency Services Property Protection Structural Mitigation Prevention
Hazards Addressed	Multiple Hazards
Local Planning Mechanism	Jefferson County Emergency Management Agency
Estimated Time Frame for Completion	Long Term
Estimated Cost	Unknown
Funding Source	Local, State and Federal
Priority/Status	New; Low

Irondale's Mitigation Action Plan	
Action Description	Hazard Awareness Weeks
Goal	Public Education and Awareness
Hazards Addressed	All Hazards
Local Planning Mechanism	Jefferson County EMA, Mayor, School District, Fire District
Estimated Time Frame for Completion	Annually
Estimated Cost	
Funding Source	State/Local
Priority/Status	<p>High; Yearly; Replaced</p> <p>Hazard awareness weeks are advertised via social media and websites in partnership with the Jefferson County EMA. This mitigation action has been replaced with a new action in order to streamline the plan and to adopt the “all hazards” approach within mitigation planning and awareness.</p>

Action Description	Preparedness Handbooks, Brochures. Distribution of Severe Weather Guides, Homeowner's Retrofit Guide, Etc.
Goal	Public Education and Awareness
Hazards Addressed	All Hazards
Local Planning Mechanism	FEMA, Jefferson County EMA
Estimated Time Frame for Completion	Annually
Estimated Cost	
Funding Source	FEMA/State/Local
Priority/Status	High; Yearly; Replaced Brochures and information are provided to the public in various ways via the agency website, social media, and public engagement events. This mitigation action has been replaced with a new action in order to streamline the plan and to adopt the "all hazards" approach within mitigation planning and awareness

Action Description	Regular Newspaper Articles.
Goal	Public Education and Awareness
Hazards Addressed	All Hazards
Local Planning Mechanism	Jefferson County EMA, Mayor, City Council
Estimated Time Frame for Completion	Quarterly
Estimated Cost	
Funding Source	Local

Priority/Status	Medium; Yearly
Action Description	Emergency Preparedness Education Programs for Schools. Emergency School Call Box to Dispatch.
Goal	Public Education and Awareness
Hazards Addressed	All Hazards
Local Planning Mechanism	State Board of Education, School District, Jefferson County EMA
Estimated Time Frame for Completion	Annually, September
Estimated Cost	1000
Funding Source	Local
Priority/Status	High; Yearly

Action Description	Drills, Exercises in Homes, Workplaces, Classrooms, Etc.
Goal	Public Education and Awareness
Hazards Addressed	All Hazards
Local Planning Mechanism	School District, Fire Department
Estimated Time Frame for Completion	Semi-Annually
Estimated Cost	NONE
Funding Source	NA
Priority/Status	High; Yearly These activities are encouraged through awareness weeks, via social media and agency websites. These activities are also required to occur within the jurisdictional school system.

Action Description	Everbridge Emergency Alert Notifications
Goal	Emergency Services Public Education and Awareness
Hazards Addressed	All Hazards
Local Planning Mechanism	Jefferson County Emergency Management Agency, Mayor, City Council, Dept Heads
Estimated Time Frame for Completion	Quarterly
Estimated Cost	No Additional Cost
Funding Source	NA
Priority/Status	High; Yearly

Action Description	Hazard “Safety Fairs”.
Goal	Public Education and Awareness
Hazards Addressed	All Hazards
Local Planning Mechanism	Jefferson County EMA, School District, Fire District
Estimated Time Frame for Completion	Booths Set Up at Different Public Events Annually
Estimated Cost	
Funding Source	Local
Priority/Status	High; Yearly; Replaced These events occur annually, via visits to schools, community events, community groups and our large annual event also known as “Be Ready Day.” This mitigation action has been replaced with a new action in order to streamline the plan and to adopt the “all hazards” approach within mitigation planning and awareness.
Action Description	Hazard Conferences, Seminars.
Goal	Public Education and Awareness
Hazards Addressed	All Hazards
Local Planning Mechanism	Jefferson County EMA, Mayor, City Council
Estimated Time Frame for Completion	Ongoing
Estimated Cost	
Funding Source	FEMA/State
Priority/Status	High; Ongoing; Replaced No action in past five years due to lack of funding. This mitigation action has been replaced with a new action in order to streamline the plan and to adopt the “all hazards” approach within mitigation planning and awareness.

Action Description	Utility Bill Inserts.
Goal	Public Education and Awareness
Hazards Addressed	All Hazards
Local Planning Mechanism	Utilities, Water Dept, Mayor
Estimated Time Frame for Completion	2025
Estimated Cost	1000
Funding Source	Local
Priority/Status	Medium; Incomplete This action hasn't been completed in the last five years due to the lack of funding. Time frame has been extended to ensure completion.
Action Description	Periodic Correspondence with Residents Reminding Them of The Need to Be Hazard Prepared.
Goal	Public Education and Awareness
Hazards Addressed	All Hazards
Local Planning Mechanism	Website/Newsletter
Estimated Time Frame for Completion	Annually
Estimated Cost	
Funding Source	Local
Priority/Status	Medium; Yearly; Replaced Correspondence has been amplified via the use of social media platforms, and news media partnerships. This mitigation action has been replaced with a new action in order to streamline the plan and to adopt the "all hazards" approach within mitigation planning and awareness.

Action Description	Assess Vulnerability to Drought Risk
Goal	Prevention Natural Resource Protection
Hazards Addressed	Drought
Local Planning Mechanism	Mayor, City Council, Planning Department, Jefferson County EMA, Local Water District, AEMA, Utilities
Estimated Time Frame for Completion	2020
Estimated Cost	
Funding Source	Local/Private
Priority/Status	Medium; Completed
Action Description	Monitor Drought Conditions
Goal	Prevention Natural Resource Protection
Hazards Addressed	Droughts
Local Planning Mechanism	Mayor, City Council, Planning Department, Jefferson County EMA, Water Utilities, AEMA
Estimated Time Frame for Completion	Seasonally
Estimated Cost	
Funding Source	State/Local

Priority/Status	Medium; Yearly
Action Description	Monitor Water Supply
Goal	Prevention Natural Resource Protection
Hazards Addressed	Drought
Local Planning Mechanism	USGS, Mayor, City Council, Planning Department, Jefferson County EMA, Water Utilities, AEMA
Estimated Time Frame for Completion	Continuously
Estimated Cost	
Funding Source	FEMA/State/Local
Priority/Status	High; Ongoing The Water supply is monitored via our partnerships with local utilities.
Action Description	Plan for Drought
Goal	Prevention Natural Resource Protection
Hazards Addressed	Drought
Local Planning Mechanism	Mayor, City Council
Estimated Time Frame for Completion	2020
Estimated Cost	

Funding Source	Local
Priority/Status	Medium; Completed Drought planning is done annually in partnership with the EMA.
Action Description	Require Water Conservation During Drought Conditions.
Goal	Prevention Natural Resource Protection
Hazards Addressed	Drought
Local Planning Mechanism	AEMA, Jefferson County EMA, Water Utilities, City Council
Estimated Time Frame for Completion	Annually
Estimated Cost	NONE
Funding Source	State/Local
Priority/Status	High; Yearly
Action Description	Retrofit Water Supply Systems.
Goal	Property Protection Natural Resource Protection Structural Mitigation
Hazards Addressed	Drought
Local Planning Mechanism	Public Works and Engineering Department
Estimated Time Frame for Completion	2030

Estimated Cost	
Funding Source	Local
Priority/Status	Medium; Incomplete No action in past five years due to lack of funding. The time frame on this action has been extended in order to see completion.
Action Description	Enhance Landscaping and Design Measures
Goal	Natural Resource Protection
Hazards Addressed	Drought
Local Planning Mechanism	Mayor, City Council
Estimated Time Frame for Completion	2025
Estimated Cost	No Additional Costs.
Funding Source	Local
Priority/Status	Low, Ongoing

Action Description	Educate Residents on Water Saving Techniques.
Goal	Natural Resource Protection Public Education and Awareness
Hazards Addressed	Drought
Local Planning Mechanism	Jefferson County EMA, Water Utilities, Mayor, City Council

Estimated Time Frame for Completion	Annually
Estimated Cost	
Funding Source	FEMA/State/Local
Priority/Status	Medium; Yearly; Replaced Water saving techniques are broadcasted and amplified when extended periods of low to no precipitation occurs. This information is published via social media, website, meetings and local partnerships with news media. This mitigation action has been replaced with a new action in order to streamline the plan and to adopt the “all hazards” approach within mitigation planning and awareness.
Action Description	Adopt and Enforce Building Codes
Goal	Prevention Property Protection
Hazards Addressed	Earthquakes
Local Planning Mechanism	Mayor, City Council, Building Dept., Planning Dept., Fire Dept.
Estimated Time Frame for Completion	2020
Estimated Cost	
Funding Source	Local

Priority/Status	High; Replaced The previous mitigation plan had adopt and enforce building codes for every individual hazard. . This mitigation action has been replaced with a new action in order to streamline the plan and to adopt the “all hazards” approach within mitigation planning and awareness.
Action Description	Incorporate Earthquake Mitigation into Local Planning.
Goal	Prevention
Hazards Addressed	Earthquakes
Local Planning Mechanism	FEMA, AEMA, Jefferson County EMA, Mayor, City Council, Building and Planning Agencies
Estimated Time Frame for Completion	Annually
Estimated Cost	
Funding Source	Local
Priority/Status	Medium; Yearly
Action Description	Map and Assess Community Vulnerability to Seismic Hazards.
Goal	Prevention
Hazards Addressed	Earthquakes
Local Planning Mechanism	GIS Agency, USGS, Jefferson County EMA
Estimated Time Frame for Completion	2025
Estimated Cost	
Funding Source	State/Local

Priority/Status	High
Action Description	Conduct Inspections of Building Safety
Goal	Prevention Property Protection
Hazards Addressed	Earthquakes
Local Planning Mechanism	Building Department, Fire Department, State Fire Marshal
Estimated Time Frame for Completion	Annually
Estimated Cost	
Funding Source	Local
Priority/Status	Medium; Yearly
Action Description	Protect Critical Facilities and Infrastructure.
Goal	Property Protection Structural Mitigation
Hazards Addressed	Earthquakes
Local Planning Mechanism	Jefferson County EMA, Fire Department, Public Works
Estimated Time Frame for Completion	Annually
Estimated Cost	


Funding Source	Local
Priority/Status	High; Yearly; Replaced The previous mitigation plan had Protect Critical Facilities and Infrastructure for every individual hazard. Another mitigation action replaces this current action in order to streamline the plan and to adopt the “all hazards” approach within mitigation planning.
Action Description	Implement Structural Mitigation Techniques.
Goal	Structural Mitigation
Hazards Addressed	Earthquakes
Local Planning Mechanism	Public Works and Engineering Department
Estimated Time Frame for Completion	2030
Estimated Cost	
Funding Source	FEMA/Local
Priority/Status	Medium; Incomplete This action has not been completed due to lack of funding. The timeframe on this action has been extended to ensure completion.
Action Description	Increase Earthquake Risk Awareness.
Goal	Public Education and Awareness
Hazards Addressed	Earthquakes
Local Planning Mechanism	FEMA, Jefferson County EMA, AEMA, Mayor, City Council
Estimated Time Frame for Completion	Annually
Estimated Cost	

Funding Source	FEMA/State/Local
Priority/Status	Medium; Yearly; Replaced Earthquake awareness has been advertised via social media and website postings. This mitigation action has been replaced with a new action in order to streamline the plan and to adopt the “all hazards” approach within mitigation planning and awareness.
Action Description	Conduct Outreach to Builders, Architects, Engineers, And Inspectors
Goal	Prevention Public Education and Awareness
Hazards Addressed	Earthquakes
Local Planning Mechanism	Engineering Department, NFPA, Jefferson County EMA
Estimated Time Frame for Completion	Long Term
Estimated Cost	
Funding Source	Local
Priority/Status	Medium; Ongoing Partnerships and outreach needs to be an ongoing effort, rather than a time constraining goal. Due to that, the time frame has been extended as this is a goal that needs to be improved and then maintained.
Action Description	Provide Information on Structural and Non-Structural Retrofitting.
Goal	Property Protection Structural Mitigation Public Education and Awareness
Hazards Addressed	Earthquakes
Local Planning Mechanism	Jefferson County EMA, Engineering & Building Departments

Estimated Time Frame for Completion	2020
Estimated Cost	
Funding Source	FEMA/State/Local
Priority/Status	Medium; Completed; Replaced This mitigation action has been replaced with a new action in order to streamline the plan and to adopt the “all hazards” approach within mitigation planning and awareness.
Action Description	Incorporate Flood Mitigation in Local Planning
Goal	Prevention
Hazards Addressed	Flooding
Local Planning Mechanism	Mayor, City Council, Planning Dept/Fire Dept/Public wks
Estimated Time Frame for Completion	Annually
Estimated Cost	
Funding Source	Local
Priority/Status	Medium; Yearly
Action Description	Form Partnerships to Support Floodplain Management.
Goal	Prevention Property Protection Natural Resource Protection
Hazards Addressed	Flooding

Local Planning Mechanism	Mayor, City Council, Plain Administrator
Estimated Time Frame for Completion	Annually
Estimated Cost	
Funding Source	Local
Priority/Status	High; Yearly
Action Description	Limit or Restrict Development in Floodplain Areas.
Goal	Prevention Property Protection Natural Resource Protection
Hazards Addressed	Flooding
Local Planning Mechanism	Flood Control District, Mayor, City Council
Estimated Time Frame for Completion	2025
Estimated Cost	
Funding Source	Local
Priority/Status	High, Ongoing
Action Description	Adopt and Enforce Building Codes and Development Standards.

Goal	Prevention Property Protection Structural Mitigation
Hazards Addressed	Flooding
Local Planning Mechanism	Mayor, City Council, Planning, Building, & Zoning Departments
Estimated Time Frame for Completion	2020
Estimated Cost	
Funding Source	State/Local
Priority/Status	High; Completed; Replaced The previous mitigation plan had adopt and enforce building codes for every individual hazard. A new mitigation action has been developed in order to streamline the plan and to adopt the “all hazards” approach within mitigation planning.
Action Description	Improve Stormwater Management Planning
Goal	Prevention Property Protection Natural Resource Protection
Hazards Addressed	Flooding
Local Planning Mechanism	Public Works Department, Water Utility
Estimated Time Frame for Completion	2025
Estimated Cost	
Funding Source	Local
Priority/Status	High; Incomplete This action has not been completed due to lack of funding. The timeframe on this action has been extended to ensure completion.



Action Description	Adopt Policies to Reduce Stormwater Runoff.
Goal	Prevention Property Protection Natural Resource Protection Structural Mitigation
Hazards Addressed	Flooding
Local Planning Mechanism	Flood Control District, Mayor, City Council
Estimated Time Frame for Completion	2025
Estimated Cost	
Funding Source	Local
Priority/Status	High; Incomplete This action has not been completed due to lack of funding. The timeframe on this action has been extended to ensure completion.
Action Description	Improve Flood Risk Assessment.
Goal	Prevention

Hazards Addressed	Flooding
Local Planning Mechanism	Mayor, City Council, GIS Department, USGS
Estimated Time Frame for Completion	2025
Estimated Cost	
Funding Source	Local
Priority/Status	High; Incomplete This action has not been completed due to lack of funding. The timeframe on this action has been extended to ensure completion.
Action Description	Join or Improve Compliance With NFIP
Goal	Prevention
Hazards Addressed	Flooding
Local Planning Mechanism	Mayor, City Council, Homeowners, Business Organizations, Jefferson County EMA, Flood Control District
Estimated Time Frame for Completion	Annually
Estimated Cost	
Funding Source	State/Local
Priority/Status	High; Yearly
Action Description	Manage the Floodplain Beyond Minimum Requirements.

Goal	Prevention Property Protection Natural Resource Protection
Hazards Addressed	Flooding
Local Planning Mechanism	Mayor, City Council, Flood Control District
Estimated Time Frame for Completion	2025
Estimated Cost	
Funding Source	Local
Priority/Status	High; Incomplete This action has not been completed due to lack of funding. The time frame for the action has been extended to ensure completion.
Action Description	Participate in CRS
Goal	Prevention
Hazards Addressed	Flooding
Local Planning Mechanism	Mayor, City Council
Estimated Time Frame for Completion	2020
Estimated Cost	
Funding Source	Local
Priority/Status	High; Incomplete This action has not been completed due to lack of funding. The time frame for the action has been extended to ensure completion.

Action Description	Establish Local Funding Mechanisms for Flood Mitigation
Goal	Prevention Property Protection Natural Resource Protection Structural Mitigation
Hazards Addressed	Flooding
Local Planning Mechanism	Planning Department, Mayor, City Council
Estimated Time Frame for Completion	2025
Estimated Cost	
Funding Source	Local
Priority/Status	High; Incomplete This action has not been completed due to lack of funding. The time frame for the action has been extended to ensure completion.
Action Description	Remove Existing Structures from Flood Hazard Areas
Goal	Prevention Property Protection
Hazards Addressed	Flooding
Local Planning Mechanism	Public Works
Estimated Time Frame for Completion	2025
Estimated Cost	
Funding Source	Local

Priority/Status	High, Ongoing
Action Description	Improve Stormwater Drainage System Capacity.
Goal	Property Protection Structural Mitigation
Hazards Addressed	Flooding
Local Planning Mechanism	Public Works
Estimated Time Frame for Completion	2025
Estimated Cost	
Funding Source	Local
Priority/Status	High, Ongoing
Action Description	Conduct Regular Maintenance of Drainage Systems and Flood Control Structures
Goal	Property Protection Natural Resource Protection Structural Mitigation
Hazards Addressed	Flooding
Local Planning Mechanism	Public Works, Storm Water Utility
Estimated Time Frame for Completion	Long Term

Estimated Cost	
Funding Source	Local
Priority/Status	High; Ongoing Due to the importance of this action, this action will need to be maintained on an annual basis. The changes have been reflected within the action.
Action Description	Elevate or Retrofit Structures and Utilities
Goal	Prevention Property Protection Structural Mitigation
Hazards Addressed	Flooding
Local Planning Mechanism	Building & Engineering Department
Estimated Time Frame for Completion	2025
Estimated Cost	
Funding Source	Local
Priority/Status	High, Ongoing
Action Description	Floodproof Residential and Non-Residential Structures
Goal	Prevention Property Protection Structural Mitigation
Hazards Addressed	Flooding

Local Planning Mechanism	Building Department, Homeowners, Business Organizations, FEMA
Estimated Time Frame for Completion	2025
Estimated Cost	
Funding Source	Local
Priority/Status	High, Ongoing

Action Description	Protect Infrastructure
Goal	Prevention Property Protection Structural Mitigation
Hazards Addressed	Flooding
Local Planning Mechanism	Building & Engineering Department
Estimated Time Frame for Completion	Annually
Estimated Cost	
Funding Source	Local
Priority/Status	High; Yearly; Replaced The previous mitigation plan had Protect Critical Facilities and Infrastructure for every individual hazard. Another mitigation action replaces this current action in order to streamline the plan and to adopt the “all hazards” approach within mitigation planning.
Action Description	Protect Critical Facilities.
Goal	Prevention Property Protection Structural Mitigation

Hazards Addressed	Flooding
Local Planning Mechanism	Building & Engineering Department
Estimated Time Frame for Completion	Annually
Estimated Cost	
Funding Source	Local
Priority/Status	High; Yearly; Replaced This mitigation action has been replaced with a new action in order to streamline the plan, and to adopt the “all hazards” approach within mitigation planning and awareness
Action Description	Construct Flood Control Measures.
Goal	Prevention
Hazards Addressed	Flooding
Local Planning Mechanism	Flood Control District, Public Works and Engineering Department
Estimated Time Frame for Completion	2025
Estimated Cost	
Funding Source	Local
Priority/Status	High, Ongoing
Action Description	Protect and Restore Natural Flood Mitigation Features

Goal	Natural Resource Protection Structural Mitigation
Hazards Addressed	Flooding
Local Planning Mechanism	Mayor, City Council, Parks & Recreation Department, Planning Department, Planning Department
Estimated Time Frame for Completion	2025
Estimated Cost	
Funding Source	Local
Priority/Status	Medium, Ongoing
Action Description	Preserve Floodplains as Open Space.
Goal	Prevention Natural Resource Protection
Hazards Addressed	Flooding
Local Planning Mechanism	Mayor, City Council, Land Trust, Parks & Recreation Department
Estimated Time Frame for Completion	2025
Estimated Cost	
Funding Source	Local
Priority/Status	Medium, Ongoing

Action Description	Increase Awareness of Flood Risk and Safety
Goal	Public Education and Awareness
Hazards Addressed	Flooding
Local Planning Mechanism	Mayor, City Council, Jefferson County EMA, AEMA
Estimated Time Frame for Completion	Annually
Estimated Cost	
Funding Source	FEMA/State/Local
Priority/Status	High; Yearly; Replaced Flood Risk and Safety is advertised via social media and websites, as well as through partnerships with local media. This mitigation action has been replaced with a new action in order to streamline the plan and to adopt the “all hazards” approach within mitigation planning and awareness.
Action Description	Educate Property Owners About Flood Mitigation Techniques
Goal	Public Education and Awareness
Hazards Addressed	Flooding
Local Planning Mechanism	FEMA, AEMA, Jefferson County EMA, Mayor, City Council
Estimated Time Frame for Completion	Annually
Estimated Cost	
Funding Source	FEMA/State/Local

Priority/Status	High; Yearly; Replaced This mitigation action has been replaced with a new action in order to streamline the plan and to adopt the “all hazards” approach within mitigation planning and awareness.
Action Description	Increase Awareness of Erosion Hazards
Goal	Public Education and Awareness
Hazards Addressed	Landslides/Erosion
Local Planning Mechanism	AEMA, Jefferson County EMA, Water Utilities, City Council, Building Dept.
Estimated Time Frame for Completion	Annually
Estimated Cost	
Funding Source	FEMA/State/Local
Priority/Status	High; Yearly; Replaced Erosion hazard awareness is advertised annually via social media and agency websites. This mitigation action has been replaced with a new action in order to streamline the plan and to adopt the “all hazards” approach within mitigation planning and awareness.
Action Description	Map and Assess Vulnerability in Subsidence
Goal	Prevention
Hazards Addressed	Land Subsidence
Local Planning Mechanism	FEMA, AEMA
Estimated Time Frame for Completion	2025
Estimated Cost	
Funding Source	FEMA/State/Local

Priority/Status	Low, Ongoing
Action Description	Manage Development in High-Risk Areas
Goal	Prevention
Hazards Addressed	Land Subsidence
Local Planning Mechanism	Planning Department, Building Department, Mayor, City Council
Estimated Time Frame for Completion	2025
Estimated Cost	
Funding Source	Local
Priority/Status	High, Ongoing
Action Description	Consider Subsidence in Building Design
Goal	Prevention
Hazards Addressed	Land Subsidence
Local Planning Mechanism	Engineering Department
Estimated Time Frame for Completion	2025
Estimated Cost	
Funding Source	Local

Priority/Status	High; Incomplete Some mitigation actions included in previous Hazard Mitigation Plans have not been completed due to attrition and lack of funding. These mitigation actions have been included in this Hazard Mitigation Plan to be implemented in the future.
Action Description	Monitor Subsidence Risk Factors
Goal	Prevention Natural Resource Protection
Hazards Addressed	Land Subsidence
Local Planning Mechanism	USGS, GIS Department
Estimated Time Frame for Completion	Annually
Estimated Cost	
Funding Source	Local
Priority/Status	Low; Yearly
Action Description	Remove Existing Structures from Subsidence Hazard Areas
Goal	Property Protection Structural Mitigation
Hazards Addressed	Land Subsidence
Local Planning Mechanism	Building Inspection. Mayor's Office
Estimated Time Frame for Completion	2025

Estimated Cost	
Funding Source	FEMA
Priority/Status	Low, Ongoing

Action Description	Educate Residents About Subsidence
Goal	Public Education and Awareness
Hazards Addressed	Land Subsidence
Local Planning Mechanism	Jefferson County EMA, AEMA, FEMA
Estimated Time Frame for Completion	Annually
Estimated Cost	
Funding Source	FEMA/State/Local
Priority/Status	Low; Yearly; Replaced Subsidence hazard awareness is advertised annually via social media, website postings, and partnerships with the media. This mitigation action has been replaced with a new action in order to streamline the plan and to adopt the “all hazards” approach within mitigation planning and awareness.

Action Description	Encourage Construction of Safe Rooms
Goal	Property Protection Structural Mitigation Public Education and Awareness
Hazards Addressed	Tornadoes
Local Planning Mechanism	Jefferson County EMA, FEMA, Engineering Department

Estimated Time Frame for Completion	Ongoing, most of the citizens rely on grant funds to construct safe rooms, some of the citizens have been listed on the wait list.
Estimated Cost	
Funding Source	FEMA/State/Local
Priority/Status	High; Ongoing
Action Description	Require Wind-Resistant Building Techniques
Goal	Prevention Property Protection
Hazards Addressed	Tornadoes
Local Planning Mechanism	Mayor, City Council, Building Department
Estimated Time Frame for Completion	2019
Estimated Cost	
Funding Source	Local
Priority/Status	High; Replaced This mitigation action has been replaced with a new action in order to streamline the plan and to adopt the “all hazards” approach within mitigation planning and awareness.
Action Description	Conduct Tornado Awareness Activities
Goal	Public Education and Awareness
Hazards Addressed	Tornadoes

Local Planning Mechanism	EMA, AEMA, FEMA
Estimated Time Frame for Completion	Annually
Estimated Cost	
Funding Source	FEMA/State/Local
Priority/Status	High; Ongoing; Replaced Tornado hazard awareness is advertised annually via social media, website postings, and partnerships with the media. This mitigation action has been replaced with a new action in order to streamline the plan and to adopt the “all hazards” approach within mitigation planning and awareness.
Action Description	Educate Property Owners About Wildfire Mitigation Techniques
Goal	Public Education and Awareness
Hazards Addressed	Wildfires
Local Planning Mechanism	Alabama Forestry Commission, Jefferson County EMA
Estimated Time Frame for Completion	Annually
Estimated Cost	
Funding Source	State/Local
Priority/Status	Medium; Yearly; Replaced Wildfire mitigation techniques and hazard awareness is advertised annually via social media, website postings, and partnerships with the media. This mitigation action has been replaced with a new action in order to streamline the plan and to adopt the “all hazards” approach within mitigation planning and awareness.
Action Description	Adopt and Enforce Building Codes
Goal	Prevention Property Protection
Hazards Addressed	Winter Storms/Freezes

Local Planning Mechanism	Mayor, City Council, Zoning Department
Estimated Time Frame for Completion	Annually
Estimated Cost	
Funding Source	Local
Priority/Status	High; Yearly; Replaced The previous mitigation plan had adopt and enforce building codes for every individual hazard. A new mitigation action has been developed in order to streamline the plan and to adopt the “all hazards” approach within mitigation planning.
Action Description	Protect Buildings and Infrastructure
Goal	Prevention Property Protection Structural Mitigation
Hazards Addressed	Winter Storms/Freezes
Local Planning Mechanism	Fire Department
Estimated Time Frame for Completion	Annually
Estimated Cost	
Funding Source	Local
Priority/Status	Medium; Yearly; Replaced This mitigation action has been replaced with a new action in order to streamline the plan and to adopt the “all hazards” approach within mitigation planning and awareness.
Action Description	Protect Power Lines
Goal	Prevention Structural Mitigation

Hazards Addressed	Winter Storms/Freezes
Local Planning Mechanism	Alabama Power
Estimated Time Frame for Completion	Annually and As the Need Arises
Estimated Cost	
Funding Source	Local/Private
Priority/Status	High; Yearly; Replaced This mitigation action has been replaced with a new action in order to streamline the plan and to adopt the “all hazards” approach within mitigation planning and awareness.
Action Description	Reduce Impacts to Roadways
Goal	Structural Mitigation
Hazards Addressed	Winter Storms/Freezes
Local Planning Mechanism	Public Works Department, ALDOT
Estimated Time Frame for Completion	Working with Alabama Department of Transportation Annually
Estimated Cost	
Funding Source	Local
Priority/Status	Medium; Yearly; Replaced This mitigation action has been replaced with a new action in order to streamline the plan and to adopt the “all hazards” approach within mitigation planning and awareness.
Action Description	Conduct Winter Weather Risk Awareness Activities
Goal	Public Education and Awareness

Hazards Addressed	Winter Storms/Freezes
Local Planning Mechanism	Homeowners Associations, Health Dept, Fire Dept
Estimated Time Frame for Completion	Annually
Estimated Cost	
Funding Source	FEMA/State/Local
Priority/Status	High; Yearly; Replaced Winter Weather risk and hazard awareness is advertised annually via social media, website postings, and partnerships with the media. This mitigation action has been replaced with a new action in order to streamline the plan and to adopt the “all hazards” approach within mitigation planning and awareness.
Action Description	Assist Vulnerable Populations
Goal	Property Protection Public Education and Awareness
Hazards Addressed	Winter Storms/Freezes
Local Planning Mechanism	Jefferson County Community Development
Estimated Time Frame for Completion	2016
Estimated Cost	
Funding Source	Local/State
Priority/Status	High; Completed; Replaced Assisting vulnerable populations is done through our volunteer organizations active in disasters ad community groups. This mitigation action has been replaced with a new action in order to streamline the plan and to adopt the “all hazards” approach within mitigation planning and awareness.
Action Description	Reduce Urban Island Heat Effect

Goal	Prevention Property Protection Structural Mitigation
Hazards Addressed	Extreme Temperatures
Local Planning Mechanism	Planning Department, Parks & Recreation Department
Estimated Time Frame for Completion	2025
Estimated Cost	
Funding Source	Local
Priority/Status	Medium, Ongoing
Action Description	Increase Awareness of Extreme Temperature Risk and Safety
Goal	Public Education and Awareness
Hazards Addressed	Extreme Temperatures
Local Planning Mechanism	Jefferson County EMA, AEMA, FEMA
Estimated Time Frame for Completion	Annually
Estimated Cost	
Funding Source	FEMA/State/Local
Priority/Status	High; Yearly; Replaced Extreme Temperature hazard awareness is advertised annually via social media, website postings, and partnerships with the media. This mitigation action has been replaced with a new action in order to streamline the plan and to adopt the “all hazards” approach within mitigation planning and awareness.

Action Description	Assist Vulnerable Populations
Goal	Property Protection Public Education and Awareness
Hazards Addressed	Extreme Temperatures
Local Planning Mechanism	Jefferson County Community Development, Health Dept.
Estimated Time Frame for Completion	2016
Estimated Cost	
Funding Source	State/Local
Priority/Status	High; Replaced Assisting vulnerable populations is done through our volunteer organizations active in disasters ad community groups. This mitigation action has been replaced with a new action in order to streamline the plan and to adopt the “all hazards” approach within mitigation planning and awareness.
Action Description	Educate Property Owners About Freezing Pipes
Goal	Public Education and Awareness
Hazards Addressed	Extreme Temperatures
Local Planning Mechanism	Jefferson County EMA, AEMA, FEMA, Water Dept.
Estimated Time Frame for Completion	Annually
Estimated Cost	
Funding Source	FEMA/State/Local

Priority/Status	Medium; Yearly; Replaced. Freezing pipe awareness falls under winter weather hazard awareness, and is advertised annually via social media, website postings, and partnerships with the media. This mitigation action has been replaced with a new action in order to streamline the plan and to adopt the “all hazards” approach within mitigation planning and awareness.
Action Description	Protect Buildings from Hail Damage
Goal	Prevention Property Protection Structural Mitigation
Hazards Addressed	Hail
Local Planning Mechanism	Building Depts.
Estimated Time Frame for Completion	2025
Estimated Cost	
Funding Source	Local
Priority/Status	Low; Incomplete This action has not been completed due to the lack of funding. The time frame has been extended in order to see the action completed.
Action Description	Increase Hail Risk Awareness
Goal	Public Education and Awareness
Hazards Addressed	Hail
Local Planning Mechanism	Jefferson County EMA, ADEM, FEMA

Estimated Time Frame for Completion	Annually
Estimated Cost	
Funding Source	FEMA/State/Local
Priority/Status	Medium; Yearly; Replaced Hail risk and hazard awareness is advertised annually via social media, website postings, and partnerships with the media. This mitigation action has been replaced with a new action in order to streamline the plan and to adopt the “all hazards” approach within mitigation planning and awareness.
Action Description	Protect Critical Facilities and Equipment
Goal	Property Protection Structural Mitigation
Hazards Addressed	Lightning
Local Planning Mechanism	Alabama Power
Estimated Time Frame for Completion	2020
Estimated Cost	
Funding Source	Private/Local
Priority/Status	High; Replaced No action in past five years due to lack of funding. This mitigation action has been replaced with a new action in order to streamline the plan, and to adopt the “all hazards” approach within mitigation planning and awareness.
Action Description	Conduct Lightning Awareness Programs
Goal	Public Education and Awareness

Hazards Addressed	Lightning
Local Planning Mechanism	Jefferson County EMA, AEMA, FEMA
Estimated Time Frame for Completion	Annually
Estimated Cost	
Funding Source	FEMA/State/Local
Priority/Status	High; Yearly; Replaced Lightning hazard awareness is advertised annually via social media, website postings, and partnerships with the media. This mitigation action has been replaced with a new action in order to streamline the plan and to adopt the “all hazards” approach within mitigation planning and awareness.
Action Description	Adopt and Enforce Building Codes
Goal	Prevention Property Protection
Hazards Addressed	Severe Wind
Local Planning Mechanism	Mayor, City Council, Building Department
Estimated Time Frame for Completion	2020
Estimated Cost	
Funding Source	Local
Priority/Status	High; Replaced The previous mitigation plan had adopt and enforce building codes for every individual hazard. A new mitigation action has been developed in order to streamline the plan and to adopt the “all hazards” approach within mitigation planning.
Action Description	Promote or Require Site and Building Design Standards to Minimize Wind Damage

Goal	Prevention Property Protection
Hazards Addressed	Severe Wind
Local Planning Mechanism	Mayor, City Council, Building Department, Engineering Department
Estimated Time Frame for Completion	2020
Estimated Cost	
Funding Source	Local
Priority/Status	High; Completed No action in past five years due to lack of funding.
Action Description	Assess Vulnerability to Severe Wind
Goal	Prevention
Hazards Addressed	Severe Wind
Local Planning Mechanism	Jefferson County EMA, GIS Department, AEMA, FEMA
Estimated Time Frame for Completion	2020
Estimated Cost	
Funding Source	Local
Priority/Status	High; Completed Vulnerability to hazards is assessed on an annual basis through open sources data and partnership with Jefferson County EMA. Due to several actions assessing vulnerability, this mitigation action has been replaced with a new action in order to streamline the plan and to adopt the “all hazards” approach within mitigation planning and awareness.

Action Description	Protect Power Lines and Infrastructure
Goal	Prevention Property Protection Structural Mitigation
Hazards Addressed	Severe Wind
Local Planning Mechanism	Alabama Power
Estimated Time Frame for Completion	2020
Estimated Cost	
Funding Source	Private/Local
Priority/Status	High; Replaced No action in past five years due to lack of funding. This mitigation action has been replaced with a new action in order to streamline the plan, and to adopt the “all hazards” approach within mitigation planning and awareness.

Action Description	Retrofit Residential Buildings
Goal	Prevention Property Protection Structural Mitigation
Hazards Addressed	Severe Wind
Local Planning Mechanism	Homeowners Associations, FEMA, Engineering Department, Building Department
Estimated Time Frame for Completion	2020
Estimated Cost	
Funding Source	Local
Priority/Status	Medium; Incomplete No action in past five years due to lack of funding.
Action Description	Retrofit Public Buildings and Critical Facilities
Goal	Prevention Property Protection Structural Mitigation
Hazards Addressed	Severe Wind
Local Planning Mechanism	FEMA, Engineering Department, Building Department
Estimated Time Frame for Completion	2025
Estimated Cost	
Funding Source	FEMA/State/Local

Priority/Status	High; Ongoing
Action Description	Increase Severe Wind Risk Awareness
Goal	Public Education and Awareness
Hazards Addressed	Severe Wind
Local Planning Mechanism	Jefferson County EMA, AEMA, FEMA
Estimated Time Frame for Completion	2017
Estimated Cost	
Funding Source	FEMA/State/Local
Priority/Status	High; Completed; Replaced
	Severe Wind risk and hazard awareness is advertised annually via social media, website postings, and partnerships with the media. This mitigation action has been replaced with a new action in order to streamline the plan and to adopt the “all hazards” approach within mitigation planning and awareness.
Action Description	Increase Hazard Education and Risk Awareness
Goal	Public Education and Awareness
Hazards Addressed	Multiple Hazards
Local Planning Mechanism	Jefferson County EMA, AEMA, FEMA, Mayor, City Council
Estimated Time Frame for Completion	2017
Estimated Cost	
Funding	FEMA/State/Local

Priority/Status	Medium; Completed
Action Description	Improve Household Disaster Preparedness
Goal	Public Education and Awareness
Hazards Addressed	Multiple Hazards
Local Planning Mechanism	Jefferson County EMA, AEMA, FEMA, Mayor, City Council
Estimated Time Frame for Completion	2017
Estimated Cost	
Funding Source	FEMA/State/Local
Priority/Status	Medium; Completed
Action Description	Promote Private Mitigation Efforts
Goal	Public Education and Awareness
Hazards Addressed	Multiple Hazards
Local Planning Mechanism	Jefferson County EMA, AEMA, FEMA, Mayor, City Council
Estimated Time Frame for Completion	2017
Estimated Cost	
Funding Source	FEMA/State/Local

Priority/Status	Medium; Completed
Action Description	Add Outdoor Warning Sirens Inside Municipal Boundary
Goal	Emergency Services Public Education and Awareness
Hazards Addressed	Multiple Hazards
Local Planning Mechanism	Jefferson County Emergency Management Agency, Mayors Office
Estimated Time Frame for Completion	Long Term
Estimated Cost	Unknown
Funding Source	Local/ State/ Federal
Priority/Status	New Action; High
Action Description	Build and/or Purchase Saferooms And Place Inside Municipal Boundary
Goal	Prevention Emergency Services Public Education and Awareness
Hazards Addressed	Multiple Hazards
Local Planning Mechanism	Mayor's Office, Jefferson County EMA

Estimated Time Frame for Completion	Long Term
Estimated Cost	Unknown
Funding Source	Local/State/Federal
Priority/Status	New Action; High
Action Description	Protect and/or Retrofit Critical Facilities and Infrastructure.
Goal	Prevention Property Protection Structural Mitigation
Hazards Addressed	All Hazards
Local Planning Mechanism	Mayor's Office, Jefferson County EMA
Estimated Time Frame for Completion	Long Term
Estimated Cost	
Funding Source	FEMA/State/Local
Priority/Status	New; High; Yearly The previous mitigation plan had Protect Critical Facilities and Infrastructure for every individual hazard. This mitigation action replaces those actions in order to streamline the plan and to adopt the "all hazards" approach within mitigation planning.
Action Description	Protect and/or Retrofit Utility Infrastructure
Goal	Prevention Property Protection Structural Mitigation

Hazards Addressed	All Hazards
Local Planning Mechanism	Mayor's Office, Jefferson County EMA
Estimated Time Frame for Completion	Long Term
Estimated Cost	
Funding Source	FEMA/State/Local
Priority/Status	New; High; The previous mitigation plan had Protect and/or Retrofit Utility Infrastructure for every individual hazard. This mitigation action replaces those actions in order to streamline the plan and to adopt the "all hazards" approach within mitigation planning.
Action Description	Assess Vulnerability and Hazard Risk
Goal	Emergency Services Public Education and Awareness Prevention Property Protection Structural Mitigation
Hazards Addressed	Multiple Hazards
Local Planning Mechanism	Jefferson County Emergency Management Agency, Mayors Office
Estimated Time Frame for Completion	Long Term
Estimated Cost	Unknown
Funding Source	Local, State, Federal
Priority/Status	New Action; High
Action Description	Increase Hazard Awareness and Increase Preparedness Within the Home through campaigns, fairs, seminars, direct mailings, materials, public service announcements, and other means of communications

Goal	Emergency Services Public Education and Awareness Prevention
Hazards Addressed	Multiple Hazards
Local Planning Mechanism	Jefferson County Emergency Management Agency, Mayors Office, Fire Department
Estimated Time Frame for Completion	Long Term
Estimated Cost	Unknown
Funding Source	Local, State, Federal
Priority/Status	New; High; Ongoing
Action Description	Adopt and enforce building codes
Goal	Property Protection Structural Mitigation Prevention
Hazards Addressed	Multiple Hazards
Local Planning Mechanism	Jefferson County Emergency Management Agency, Mayors Office, Fire Department, Building Inspection, Engineering Department
Estimated Time Frame for Completion	Long Term
Estimated Cost	Unknown
Funding Source	Local, State, Federal
Priority/Status	New; Medium; Ongoing

Action Description	Assist Vulnerable Populations
Goal	Public Education and Awareness Prevention
Hazards Addressed	Multiple Hazards
Local Planning Mechanism	Jefferson County Emergency Management Agency, Mayors Office, Jefferson County VOAD
Estimated Time Frame for Completion	Long Term
Estimated Cost	Unknown
Funding Source	Local, State and Federal
Priority/Status	New; High; Ongoing

Action Description	Remove Existing buildings and infrastructure from hazard areas
Goal	Property Protection Structural Mitigation Prevention
Hazards Addressed	Multiple Hazards
Local Planning Mechanism	Jefferson County Emergency Management Agency, Mayors Office
Estimated Time Frame for Completion	Long Term
Estimated Cost	Unknown
Funding Source	Local, State, Federal
Priority/Status	New; Medium

Action Description	Reduce impacts to roadways and bridges
Goal	Emergency Services Structural Mitigation Prevention
Hazards Addressed	Multiple Hazards
Local Planning Mechanism	Jefferson County Emergency Management Agency, Mayors Office, Public Works, ALDOT
Estimated Time Frame for Completion	Long Term
Estimated Cost	Unknown
Funding Source	Local, State and Federal
Priority/Status	New; Medium
Action Description	Construct Hazard Resilient Facilities and Infrastructure in order to provide continuity of operations and government.
Goal	Emergency Services Property Protection Structural Mitigation Prevention
Hazards Addressed	Multiple Hazards
Local Planning Mechanism	Jefferson County Emergency Management Agency
Estimated Time Frame for Completion	Long Term
Estimated Cost	Unknown
Funding Source	Local, State and Federal
Priority/Status	New; Low

**Kimberly's
Mitigation Action
Plan**

Action Description	Hazard Awareness Weeks
Goal	Public Education and Awareness
Hazards Addressed	All Hazards
Local Planning Mechanism	Jefferson EMA
Estimated Time Frame for Completion	Annually
Estimated Cost	
Funding Source	State
Priority/Status	<p>Medium; Yearly; Replaced</p> <p>Hazard awareness weeks are advertised via social media and websites in partnership with the Jefferson County EMA. This mitigation action has been replaced with a new action in order to streamline the plan and to adopt the “all hazards” approach within mitigation planning and awareness.</p>

Action Description	Preparedness Handbooks, Brochures. Distribution of Severe Weather Guides, Homeowner's Retrofit Guide, Etc.
Goal	Public Education and Awareness
Hazards Addressed	All Hazards
Local Planning Mechanism	Jefferson EMA
Estimated Time Frame for Completion	Seasonal
Estimated Cost	
Funding Source	State
Priority/Status	High; Yearly; Replaced Brochures and information are provided to the public in various ways via the agency website, social media, and public engagement events. This mitigation action has been replaced with a new action in order to streamline the plan and to adopt the "all hazards" approach within mitigation planning and awareness.
Action Description	Regular Newspaper Articles.
Goal	Public Education and Awareness
Hazards Addressed	All Hazards
Local Planning Mechanism	Jefferson EMA
Estimated Time Frame for Completion	Quarterly
Estimated Cost	
Funding Source	State
Priority/Status	Medium; Yearly No action in past five years due to lack of funding.

Action Description	Emergency Preparedness Education Programs for Schools.
Goal	Public Education and Awareness
Hazards Addressed	All Hazards
Local Planning Mechanism	Jefferson EMA
Estimated Time Frame for Completion	Annually, September
Estimated Cost	
Funding Source	State
Priority/Status	Medium; Yearly

Action Description	Drills, Exercises in Homes, Workplaces, Classrooms, Etc.
Goal	Public Education and Awareness
Hazards Addressed	All Hazards
Local Planning Mechanism	Jefferson EMA
Estimated Time Frame for Completion	Semi-Annually
Estimated Cost	No Additional Cost
Funding Source	State
Priority/Status	Medium; Yearly
	These activities are encouraged through awareness weeks, via social media and agency websites. These activities are also required to occur within the jurisdictional school system.

Action Description	Public Service Announcements.
Goal	Public Education and Awareness

Hazards Addressed	All Hazards
Local Planning Mechanism	Jefferson EMA
Estimated Time Frame for Completion	Annually
Estimated Cost	No Additional Cost
Funding Source	State
Priority/Status	Medium; Yearly
Action Description	Hazard “Safety Fairs”.
Goal	Public Education and Awareness
Hazards Addressed	All Hazards
Local Planning Mechanism	Jefferson EMA
Estimated Time Frame for Completion	Booths Set Up at Different Public Events Annually
Estimated Cost	
Funding Source	State
Priority/Status	Medium; Yearly; Replaced These events occur annually, via visits to schools, community events, community groups and our large annual event also known as “Be Ready Day.” This mitigation action has been replaced with a new action in order to streamline the plan and to adopt the “all hazards” approach within mitigation planning and awareness.
Action Description	Hazard Conferences, Seminars.

Goal	Public Education and Awareness
Hazards Addressed	All Hazards
Local Planning Mechanism	Jefferson EMA
Estimated Time Frame for Completion	Ongoing, Send Out Training Information Using Local News and Community Flyers.
Estimated Cost	
Funding Source	State
Priority/Status	Medium; Ongoing; Replaced No action in past five years due to lack of funding. This mitigation action has been replaced with a new action in order to streamline the plan and to adopt the “all hazards” approach within mitigation planning and awareness.
Action Description	Direct Mailings
Goal	Public Education and Awareness
Hazards Addressed	All Hazards
Local Planning Mechanism	Jefferson EMA
Estimated Time Frame for Completion	Annually, Mail Surveys Out to Update Hazard Mitigation Information
Estimated Cost	
Funding Source	State
Priority/Status	Medium; Yearly
Action Description	Utility Bill Inserts.

Goal	Public Education and Awareness
Hazards Addressed	All Hazards
Local Planning Mechanism	Jefferson EMA
Estimated Time Frame for Completion	2025
Estimated Cost	
Funding Source	State
Priority/Status	Medium; Incomplete This action hasn't been completed in the last five years due to the lack of funding. Time frame has been extended to ensure completion.
Action Description	Annual Correspondence with Residents Reminding Them of The Need to Be Hazard Prepared.
Goal	Public Education and Awareness
Hazards Addressed	All Hazards
Local Planning Mechanism	Mayor, Council
Estimated Time Frame for Completion	Annually
Estimated Cost	
Funding Source	Local
Priority/Status	Medium; Yearly; Replaced Correspondence has been amplified via the use of social media platforms, and news media partnerships. This mitigation action has been replaced with a new action in order to streamline the plan and to adopt the "all hazards" approach within mitigation planning and awareness.

Action Description	Assess Vulnerability to Drought Risk
Goal	Prevention Natural Resource Protection
Hazards Addressed	Drought
Local Planning Mechanism	Building Inspections
Estimated Time Frame for Completion	2020
Estimated Cost	
Funding Source	Local
Priority/Status	Medium; Completed
Action Description	Monitor Drought Conditions
Goal	Prevention Natural Resource Protection
Hazards Addressed	Droughts
Local Planning Mechanism	State EMA
Estimated Time Frame for Completion	Seasonally
Estimated Cost	
Funding Source	Local
Priority/Status	Medium; Yearly

Action Description	Monitor Water Supply
Goal	Prevention Natural Resource Protection
Hazards Addressed	Drought
Local Planning Mechanism	B'ham Water Works
Estimated Time Frame for Completion	Continuously
Estimated Cost	
Funding Source	Other
Priority/Status	Medium; Ongoing The Water supply is monitored via our partnerships with local utilities.
Action Description	Plan for Drought
Goal	Prevention Natural Resource Protection
Hazards Addressed	Drought
Local Planning Mechanism	Mayor, Council
Estimated Time Frame for Completion	2020
Estimated Cost	
Funding Source	Local
Priority/Status	Medium; Completed Drought planning is done annually in partnership with the EMA.

Action Description	Require Water Conservation During Drought Conditions.
Goal	Prevention Natural Resource Protection
Hazards Addressed	Drought
Local Planning Mechanism	B'ham Water Works
Estimated Time Frame for Completion	Annually
Estimated Cost	
Funding Source	Other
Priority/Status	Medium; Yearly
Action Description	Prevent Overgrazing
Goal	Property Protection Natural Resource Protection
Hazards Addressed	Drought
Local Planning Mechanism	State
Estimated Time Frame for Completion	Annually
Estimated Cost	
Funding Source	Local

Priority/Status	Medium; Yearly
Action Description	Retrofit Water Supply Systems.
Goal	Property Protection Natural Resource Protection Structural Mitigation
Hazards Addressed	Drought
Local Planning Mechanism	B'ham Water Works
Estimated Time Frame for Completion	2025
Estimated Cost	
Funding Source	Local
Priority/Status	Medium; Incomplete No action in past five years due to lack of funding. The time frame on this action has been extended in order to see completion.
Action Description	Enhance Landscaping and Design Measures.
Goal	Natural Resource Protection
Hazards Addressed	Drought
Local Planning Mechanism	Mayor, Council
Estimated Time Frame for Completion	2025

Estimated Cost	
Funding Source	Local
Priority/Status	Medium; Incomplete No action in past five years due to lack of funding. The time frame on this action has been extended in order to see completion.
Action Description	Educate Residents on Water Saving Techniques.
Goal	Natural Resource Protection Public Education and Awareness
Hazards Addressed	Drought
Local Planning Mechanism	Mayor, Council
Estimated Time Frame for Completion	Annually
Estimated Cost	
Funding Source	FEMA
Priority/Status	Low; Yearly; Replaced Water saving techniques are broadcasted and amplified when extended periods of low to no precipitation occurs. This information is published via social media, website, meetings and local partnerships with news media. This mitigation action has been replaced with a new action in order to streamline the plan and to adopt the “all hazards” approach within mitigation planning and awareness.
Action Description	Educate Farmers on Soil and Water Conservation Practices
Goal	Natural Resource Protection Public Education and Awareness
Hazards Addressed	Drought

Local Planning Mechanism	FEMA
Estimated Time Frame for Completion	Annually
Estimated Cost	
Funding Source	FEMA
Priority/Status	Low; Yearly
Action Description	Purchase Crop Insurance
Goal	Prevention
Hazards Addressed	Drought
Local Planning Mechanism	FEMA
Estimated Time Frame for Completion	Annually
Estimated Cost	
Funding Source	Private
Priority/Status	Low; Yearly
Action Description	Adopt and Enforce Building Codes.
Goal	Prevention Property Protection

Hazards Addressed	Earthquakes
Local Planning Mechanism	Mayor, Council
Estimated Time Frame for Completion	2020
Estimated Cost	No Additional Cost
Funding Source	Local
Priority/Status	High; Replaced The previous mitigation plan had adopt and enforce building codes for every individual hazard. . This mitigation action has been replaced with a new action in order to streamline the plan and to adopt the “all hazards” approach within mitigation planning and awareness.
Action Description	Incorporate Earthquake Mitigation into Local Planning.
Goal	Prevention
Hazards Addressed	Earthquakes
Local Planning Mechanism	Mayor, Council
Estimated Time Frame for Completion	Annually
Estimated Cost	
Funding Source	Local
Priority/Status	Low; Yearly
Action Description	Map and Assess Community Vulnerability to Seismic Hazards.
Goal	Prevention

Hazards Addressed	Earthquakes
Local Planning Mechanism	State EMA
Estimated Time Frame for Completion	2025
Estimated Cost	
Funding Source	State
Priority/Status	Medium; Ongoing
Action Description	Conduct Inspections of Building Safety.
Goal	Prevention Property Protection
Hazards Addressed	Earthquakes
Local Planning Mechanism	Building Inspections
Estimated Time Frame for Completion	Long Term
Estimated Cost	
Funding Source	Local
Priority/Status	High; Ongoing This action has not been completed due to lack of funding. Though inspections are completed annually, the timeframe and status has changed to improve the inspection process as well as maintain prior inspections.
Action Description	Protect Critical Facilities and Infrastructure.

Goal	Property Protection Structural Mitigation
Hazards Addressed	Earthquakes
Local Planning Mechanism	Mayor, Council
Estimated Time Frame for Completion	Annually
Estimated Cost	
Funding Source	State
Priority/Status	Medium; Yearly; Replaced The previous mitigation plan had Protect Critical Facilities and Infrastructure for every individual hazard. Another mitigation action replaces this current action in order to streamline the plan and to adopt the “all hazards” approach within mitigation planning.
Action Description	Implement Structural Mitigation Techniques.
Goal	Structural Mitigation
Hazards Addressed	Earthquakes
Local Planning Mechanism	Local Engineer
Estimated Time Frame for Completion	2030
Estimated Cost	
Funding Source	Local
Priority/Status	Medium; Incomplete This action has not been completed due to lack of funding. The timeframe on this action has been extended to ensure completion.

Action Description	Increase Earthquake Risk Awareness.
Goal	Public Education and Awareness
Hazards Addressed	Earthquakes
Local Planning Mechanism	Mayor, Council
Estimated Time Frame for Completion	Provide FEMA’s Information to Educate Local Citizens on A Semi-Annual Basis.
Estimated Cost	
Funding Source	State
Priority/Status	Low; Yearly; Replaced Earthquake awareness has been advertised via social media and website postings. This mitigation action has been replaced with a new action in order to streamline the plan and to adopt the “all hazards” approach within mitigation planning and awareness.
Action Description	Conduct Outreach to Builders, Architects, Engineers, And Inspectors.
Goal	Prevention Public Education and Awareness
Hazards Addressed	Earthquakes
Local Planning Mechanism	Mayor, Council
Estimated Time Frame for Completion	Long Term
Estimated Cost	
Funding Source	Local
Priority/Status	High; Ongoing Partnerships and outreach needs to be an ongoing effort, rather than a time constraining goal. Due to that, the time frame has been extended as this is a goal that needs to be improved and then maintained.

Action Description	Provide Information on Structural and Non-Structural Retrofitting.
Goal	Property Protection Structural Mitigation Public Education and Awareness
Hazards Addressed	Earthquakes
Local Planning Mechanism	Building Inspections
Estimated Time Frame for Completion	2020
Estimated Cost	
Funding Source	Local
Priority/Status	Medium; Completed; Replaced This mitigation action has been replaced with a new action in order to streamline the plan and to adopt the “all hazards” approach within mitigation planning and awareness.
Action Description	Incorporate Flood Mitigation in Local Planning
Goal	Prevention
Hazards Addressed	Flooding
Local Planning Mechanism	Mayor, Council, Flood Plain Admin.
Estimated Time Frame for Completion	Annually
Estimated Cost	
Funding Source	State

Priority/Status	Low; Yearly
Action Description	Form Partnerships to Support Floodplain Management.
Goal	Prevention Property Protection Natural Resource Protection
Hazards Addressed	Flooding
Local Planning Mechanism	Mayor, Council, Flood Plain Admin.
Estimated Time Frame for Completion	Annually
Estimated Cost	
Funding Source	State
Priority/Status	Low; Yearly
Action Description	Limit or Restrict Development in Floodplain Areas.
Goal	Prevention Property Protection Natural Resource Protection
Hazards Addressed	Flooding
Local Planning Mechanism	Mayor, Council, Flood Plain Admin.

Estimated Time Frame for Completion	2025
Estimated Cost	
Funding Source	State
Priority/Status	Low; Ongoing
Action Description	Adopt and Enforce Building Codes and Development Standards.
Goal	Prevention Property Protection Structural Mitigation
Hazards Addressed	Flooding
Local Planning Mechanism	Mayor, Council, Building Inspections
Estimated Time Frame for Completion	2020
Estimated Cost	
Funding Source	Local
Priority/Status	High; Replaced The previous mitigation plan had adopt and enforce building codes for every individual hazard. A new mitigation action has been developed in order to streamline the plan and to adopt the “all hazards” approach within mitigation planning.
Action Description	Improve Stormwater Management Planning.
Goal	Prevention Property Protection Natural Resource Protection
Hazards Addressed	Flooding
Local Planning Mechanism	Flood Plain Admin.

Estimated Time Frame for Completion	Annually
Estimated Cost	
Funding Source	Local
Priority/Status	Medium; Yearly
Action Description	Adopt Policies to Reduce Stormwater Runoff.
Goal	Prevention Property Protection Natural Resource Protection Structural Mitigation
Hazards Addressed	Flooding
Local Planning Mechanism	Mayor, Council.
Estimated Time Frame for Completion	2025
Estimated Cost	
Funding Source	Local
Priority/Status	High; Incomplete
	This action has not been completed. The time frame for the action has been extended in order to ensure completion.
Action Description	Improve Flood Risk Assessment.
Goal	Prevention
Hazards Addressed	Flooding
Local Planning Mechanism	Flood Plain Admin.

Estimated Time Frame for Completion	2025
Estimated Cost	
Funding Source	Local
Priority/Status	Low; Incomplete
	This action has not been completed. The time frame for the action has been extended in order to ensure completion.
Action Description	Join or Improve Compliance With NFIP
Goal	Prevention
Hazards Addressed	Flooding
Local Planning Mechanism	Mayor, Council
Estimated Time Frame for Completion	Annually
Estimated Cost	
Funding Source	Local
Priority/Status	Medium; Yearly
Action Description	Manage the Floodplain Beyond Minimum Requirements.
Goal	Prevention Property Protection Natural Resource Protection
Hazards Addressed	Flooding

Local Planning Mechanism	Flood Plain Admin.
Estimated Time Frame for Completion	2020
Estimated Cost	
Funding Source	State
Priority/Status	Low; Incomplete This action has not been completed due to the lack of funding. The time frame for the action has been extended in order to ensure completion.
Action Description	Participate in CRS
Goal	Prevention
Hazards Addressed	Flooding
Local Planning Mechanism	Mayor, Council
Estimated Time Frame for Completion	2030
Estimated Cost	
Funding Source	Local
Priority/Status	Low; Completed This action has not been completed due to lack of funding. The time frame for the action has been extended to ensure completion.
Action Description	Establish Local Funding Mechanisms for Flood Mitigation.
Goal	Prevention Property Protection Natural Resource Protection Structural Mitigation

Hazards Addressed	Flooding
Local Planning Mechanism	Mayor, Council
Estimated Time Frame for Completion	2025
Estimated Cost	
Funding Source	Local
Priority/Status	Low; Incomplete This action has not been completed due to lack of funding. The time frame for the action has been extended to ensure completion.
Action Description	Remove Existing Structures from Flood Hazard Areas.
Goal	Prevention Property Protection
Hazards Addressed	Flooding
Local Planning Mechanism	Mayor, Council
Estimated Time Frame for Completion	2025
Estimated Cost	
Funding Source	State

Priority/Status	Low, Ongoing
Action Description	Improve Stormwater Drainage System Capacity.
Goal	Property Protection Structural Mitigation
Hazards Addressed	Flooding
Local Planning Mechanism	Mayor, Council
Estimated Time Frame for Completion	2025
Estimated Cost	
Funding Source	State
Priority/Status	Medium, Ongoing
Action Description	Conduct Regular Maintenance of Drainage Systems and Flood Control Structures
Goal	Property Protection Natural Resource Protection Structural Mitigation
Hazards Addressed	Flooding
Local Planning Mechanism	Street Department
Estimated Time Frame for Completion	Annually

Estimated Cost	
Funding Source	Local
Priority/Status	High; Ongoing Due to the importance of this action, this action will need to be maintained on an annual basis. The changes have been reflected within the action.
Action Description	Elevate or Retrofit Structures and Utilities
Goal	Prevention Property Protection Structural Mitigation
Hazards Addressed	Flooding
Local Planning Mechanism	Mayor, Council, Local Utilities
Estimated Time Frame for Completion	2025
Estimated Cost	
Funding Source	State
Priority/Status	Medium, Ongoing
Action Description	Floodproof Residential and Non-Residential Structures
Goal	Prevention Property Protection Structural Mitigation
Hazards Addressed	Flooding
Local Planning Mechanism	Mayor, Council

Estimated Time Frame for Completion	2025
Estimated Cost	
Funding Source	Local/Private
Priority/Status	High, Ongoing
Action Description	Protect Infrastructure
Goal	Prevention Property Protection Structural Mitigation
Hazards Addressed	Flooding
Local Planning Mechanism	Mayor, Council
Estimated Time Frame for Completion	Annually
Estimated Cost	
Funding Source	Local
Priority/Status	High; Yearly; Replaced The previous mitigation plan had Protect Critical Facilities and Infrastructure for every individual hazard. Another mitigation action replaces this current action in order to streamline the plan and to adopt the “all hazards” approach within mitigation planning.
Action Description	Protect Critical Facilities.
Goal	Prevention Property Protection Structural Mitigation

Hazards Addressed	Flooding
Local Planning Mechanism	Mayor, Council
Estimated Time Frame for Completion	Annually
Estimated Cost	
Funding Source	Local
Priority/Status	High; Yearly; Replaced This mitigation action has been replaced with a new action in order to streamline the plan, and to adopt the “all hazards” approach within mitigation planning and awareness.
Action Description	Construct Flood Control Measures.
Goal	Prevention
Hazards Addressed	Flooding
Local Planning Mechanism	Local Flood Plain Admin.
Estimated Time Frame for Completion	2025
Estimated Cost	
Funding Source	Local
Priority/Status	Medium, Ongoing
Action Description	Protect and Restore Natural Flood Mitigation Features
Goal	Natural Resource Protection Structural Mitigation

Hazards Addressed	Flooding
Local Planning Mechanism	Mayor, Council, Flood Plain Admin.
Estimated Time Frame for Completion	2025
Estimated Cost	
Funding Source	Local
Priority/Status	High, Ongoing
Action Description	Preserve Floodplains as Open Space.
Goal	Prevention Natural Resource Protection
Hazards Addressed	Flooding
Local Planning Mechanism	Mayor, Council, Planning Commission
Estimated Time Frame for Completion	2025
Estimated Cost	
Funding Source	Local
Priority/Status	High, Ongoing
Action Description	Increase Awareness of Flood Risk and Safety
Goal	Public Education and Awareness

Hazards Addressed	Flooding
Local Planning Mechanism	Mayor, Council
Estimated Time Frame for Completion	Annually
Estimated Cost	
Funding Source	State
Priority/Status	Medium; Yearly; Replaced Flood Risk and Safety is advertised via social media and websites, as well as through partnerships with local media. This mitigation action has been replaced with a new action in order to streamline the plan and to adopt the “all hazards” approach within mitigation planning and awareness.
Action Description	Educate Property Owners About Flood Mitigation Techniques
Goal	Public Education and Awareness
Hazards Addressed	Flooding
Local Planning Mechanism	Mayor, Council
Estimated Time Frame for Completion	Annually
Estimated Cost	
Funding Source	State
Priority/Status	Medium; Yearly; Replaced This mitigation action has been replaced with a new action in order to streamline the plan and to adopt the “all hazards” approach within mitigation planning and awareness.
Action Description	Map and Assess Vulnerability to Erosion
Goal	Prevention

Hazards Addressed	Landslides/Erosion
Local Planning Mechanism	Building Inspection
Estimated Time Frame for Completion	2025
Estimated Cost	
Funding Source	Local
Priority/Status	Low, Ongoing
Action Description	Manage Development in Erosion Hazard Areas
Goal	Prevention
Hazards Addressed	Landslides/Erosion
Local Planning Mechanism	Mayor, Council, Planning Commission
Estimated Time Frame for Completion	2025
Estimated Cost	
Funding Source	State
Priority/Status	Medium, Ongoing
Action Description	Promote or Require Site and Building Design Standards to Minimize Erosion Risk
Goal	Prevention Natural Resource Protection
Hazards Addressed	Landslides/Erosion
Local Planning Mechanism	Building Inspections

Estimated Time Frame for Completion	2025
Estimated Cost	No Additional Cost
Funding Source	Local
Priority/Status	High; Incomplete Some mitigation actions included in previous Hazard Mitigation Plans have not been completed due to attrition and lack of funding. These mitigation actions have been included in this Hazard Mitigation Plan to be implemented in the future.
Action Description	Remove Existing Buildings and Infrastructure from Erosion Hazard Areas
Goal	Prevention Property Protection Structural Mitigation
Hazards Addressed	Landslides/Erosion
Local Planning Mechanism	Mayor, Council
Estimated Time Frame for Completion	2025
Estimated Cost	
Funding Source	Local
Priority/Status	Low, Ongoing
Action Description	Stabilize Erosion Hazard Areas
Goal	Prevention Property Protection Natural Resource Protection Structural Mitigation

Hazards Addressed	Landslides/Erosion
Local Planning Mechanism	Flood Admin.
Estimated Time Frame for Completion	2025
Estimated Cost	
Funding Source	Local
Priority/Status	High; Incomplete Some mitigation actions included in previous Hazard Mitigation Plans have not been completed due to attrition and lack of funding. These mitigation actions have been included in this Hazard Mitigation Plan to be implemented in the future.
Action Description	Increase Awareness of Erosion Hazards
Goal	Public Education and Awareness
Hazards Addressed	Landslides/Erosion
Local Planning Mechanism	Mayor, Council, Building Inspections
Estimated Time Frame for Completion	Annually
Estimated Cost	No Additional Cost
Funding Source	Local
Priority/Status	Medium; Yearly; Replaced Erosion hazard awareness is advertised annually via social media and agency websites. This mitigation action has been replaced with a new action in order to streamline the plan and to adopt the “all hazards” approach within mitigation planning and awareness.
Action Description	Map and Assess Vulnerability in Subsidence
Goal	Prevention

Hazards Addressed	Land Subsidence
Local Planning Mechanism	Engineer
Estimated Time Frame for Completion	2025
Estimated Cost	
Funding Source	State
Priority/Status	Medium, Ongoing
Action Description	Manage Development in High-Risk Areas
Goal	Prevention
Hazards Addressed	Land Subsidence
Local Planning Mechanism	Mayor, Council, Planning Commission, Zoning Commission
Estimated Time Frame for Completion	2025
Estimated Cost	
Funding Source	Local
Priority/Status	High; Incomplete Some mitigation actions included in previous Hazard Mitigation Plans have not been completed due to attrition and lack of funding. These mitigation actions have been included in this Hazard Mitigation Plan to be implemented in the future.
Action Description	Consider Subsidence in Building Design
Goal	Prevention

Hazards Addressed	Land Subsidence
Local Planning Mechanism	Planning & Zoning Commission, Building Inspections
Estimated Time Frame for Completion	2025
Estimated Cost	No Additional Cost
Funding Source	Local
Priority/Status	High; Incomplete Some mitigation actions included in previous Hazard Mitigation Plans have not been completed due to attrition and lack of funding. These mitigation actions have been included in this Hazard Mitigation Plan to be implemented in the future.
Action Description	Monitor Subsidence Risk Factors
Goal	Prevention Natural Resource Protection
Hazards Addressed	Land Subsidence
Local Planning Mechanism	Planning & Zoning Commission, Building Inspections
Estimated Time Frame for Completion	Annually
Estimated Cost	No Additional Cost
Funding Source	Local
Priority/Status	High; Yearly
Action Description	Remove Existing Structures from Subsidence Hazard Areas
Goal	Property Protection Structural Mitigation
Hazards Addressed	Land Subsidence
Local Planning Mechanism	Mayor, Council

Estimated Time Frame for Completion	2025
Estimated Cost	
Funding Source	FEMA
Priority/Status	Medium, Ongoing

Action Description	Educate Residents About Subsidence
Goal	Public Education and Awareness
Hazards Addressed	Land Subsidence
Local Planning Mechanism	Mayor, Council
Estimated Time Frame for Completion	Annually
Estimated Cost	
Funding Source	FEMA
Priority/Status	Medium; Yearly; Replaced
	Subsidence hazard awareness is advertised annually via social media, website postings, and partnerships with the media. This mitigation action has been replaced with a new action in order to streamline the plan and to adopt the “all hazards” approach within mitigation planning and awareness.

Action Description	Encourage Construction of Safe Rooms
Goal	Property Protection Structural Mitigation Public Education and Awareness
Hazards Addressed	Tornadoes
Local Planning Mechanism	Mayor, Council
Estimated Time Frame for Completion	Ongoing, most of the citizens rely on grant funds to construct safe rooms, some of the citizens have been listed on the wait list.
Estimated Cost	
Funding Source	FEMA
Priority/Status	High; Ongoing
Action Description	Require Wind-Resistant Building Techniques
Goal	Prevention Property Protection
Hazards Addressed	Tornadoes
Local Planning Mechanism	Mayor, Council
Estimated Time Frame for Completion	2019
Estimated Cost	
Funding Source	FEMA
Priority/Status	High; Incomplete; Replaced This mitigation action has been replaced with a new action in order to streamline the plan and to adopt the “all hazards” approach within mitigation planning and awareness.

Action Description	Conduct Tornado Awareness Activities
Goal	Public Education and Awareness
Hazards Addressed	Tornadoes
Local Planning Mechanism	Mayor, Council
Estimated Time Frame for Completion	Annually
Estimated Cost	
Funding Source	FEMA
Priority/Status	Medium; Ongoing; Replaced Tornado hazard awareness is advertised annually via social media, website postings, and partnerships with the media. This mitigation action has been replaced with a new action in order to streamline the plan and to adopt the “all hazards” approach within mitigation planning and awareness.
Action Description	Map and Assess Vulnerability to Wildfire
Goal	Prevention Property Protection Natural Resource Protection
Hazards Addressed	Wildfires
Local Planning Mechanism	Fire Chief
Estimated Time Frame for Completion	2020
Estimated Cost	
Funding Source	State
Priority/Status	Medium; Completed Vulnerability to hazards is assessed on an annual basis through open sources data and partnership with Jefferson County EMA. Due to several actions assessing vulnerability, this mitigation action has been replaced with a new action in order to streamline the plan and to adopt the “all hazards” approach within mitigation planning and awareness.

Action Description	Incorporate Wildfire Mitigation in The Comprehensive Plan
Goal	Prevention Property Protection Natural Resource Protection
Hazards Addressed	Wildfires
Local Planning Mechanism	Fire Chief
Estimated Time Frame for Completion	2020
Estimated Cost	
Funding Source	Local
Priority/Status	Medium; Completed
Action Description	Reduce Risk Through Land Use Planning
Goal	Prevention
Hazards Addressed	Wildfires
Local Planning Mechanism	Planning & Zoning
Estimated Time Frame for Completion	Annually
Estimated Cost	
Funding Source	FEMA

Priority/Status	Medium; Yearly
Action Description	Develop A Wildland-Urban Interface Code
Goal	Prevention
Hazards Addressed	Wildfires
Local Planning Mechanism	Mayor, Council
Estimated Time Frame for Completion	2025
Estimated Cost	
Funding Source	Local
Priority/Status	Low; Incomplete Some mitigation actions included in previous Hazard Mitigation Plans have not been completed due to attrition and lack of funding. These mitigation actions have been included in this Hazard Mitigation Plan to be implemented in the future.
Action Description	Require or Encourage Fire Resistant Construction
Goal	Prevention Property Protection Structural Mitigation Public Education and Awareness
Hazards Addressed	Wildfires
Local Planning Mechanism	Mayor, Council
Estimated Time Frame for Completion	Annually

Estimated Cost	
Funding Source	Private
Priority/Status	Medium; Yearly
Action Description	Retrofit At-Risk Structures with Ignition-Resistant Materials
Goal	Prevention Property Protection Structural Mitigation
Hazards Addressed	Wildfires
Local Planning Mechanism	Mayor, Council
Estimated Time Frame for Completion	2025
Estimated Cost	
Funding Source	FEMA
Priority/Status	Low, Ongoing
Action Description	Create Defensible Space Around Structures and Infrastructure
Goal	Prevention Property Protection Natural Resource Protection Structural Mitigation
Hazards Addressed	Wildfires
Local Planning Mechanism	Planning & Zoning
Estimated Time Frame for Completion	Annually

Estimated Cost	
Funding Source	Local
Priority/Status	High; Yearly
Action Description	Conduct Maintenance to Reduce Risk
Goal	Prevention Property Protection Natural Resource Protection Structural Mitigation
Hazards Addressed	Wildfires
Local Planning Mechanism	Street Maintenance
Estimated Time Frame for Completion	Annually
Estimated Cost	
Funding Source	Local
Priority/Status	High; yearly
Action Description	Implement A Fuels Management Program
Goal	Prevention Property Protection Natural Resource Protection
Hazards Addressed	Wildfires
Local Planning Mechanism	Mayor, Council
Estimated Time Frame for Completion	2025
Estimated Cost	

Funding Source	FEMA
Priority/Status	Low; Incomplete This action has not been completed due to lack of funding.
Action Description	Participate in Firewise Program
Goal	Prevention
Hazards Addressed	Wildfires
Local Planning Mechanism	State EMA, Local Fire Department
Estimated Time Frame for Completion	Annually
Estimated Cost	
Funding Source	State
Priority/Status	Medium; Yearly
Action Description	Increase Wildfire Risk Awareness
Goal	Public Education and Awareness
Hazards Addressed	Wildfires
Local Planning Mechanism	Fire Chief
Estimated Time Frame for Completion	Annually
Estimated Cost	

Funding Source	Local
Priority/Status	High; Yearly
Action Description	Educate Property Owners About Wildfire Mitigation Techniques
Goal	Public Education and Awareness
Hazards Addressed	Wildfires
Local Planning Mechanism	Fire Chief
Estimated Time Frame for Completion	Annually
Estimated Cost	
Funding Source	Local
Priority/Status	High; Yearly; Replaced
	Wildfire mitigation techniques and hazard awareness is advertised annually via social media, website postings, and partnerships with the media. This mitigation action has been replaced with a new action in order to streamline the plan and to adopt the “all hazards” approach within mitigation planning and awareness.
Action Description	Adopt and Enforce Building Codes
Goal	Prevention Property Protection
Hazards Addressed	Winter Storms/Freezes
Local Planning Mechanism	Mayor, Council, Building Inspection
Estimated Time Frame for Completion	Annually
Estimated Cost	

Funding Source	Local
Priority/Status	High; Yearly; Replaced The previous mitigation plan had adopt and enforce building codes for every individual hazard. A new mitigation action has been developed in order to streamline the plan and to adopt the “all hazards” approach within mitigation planning.
Action Description	Protect Buildings and Infrastructure
Goal	Prevention Property Protection Structural Mitigation
Hazards Addressed	Winter Storms/Freezes
Local Planning Mechanism	Mayor, Council, Building Inspections
Estimated Time Frame for Completion	Annually
Estimated Cost	
Funding Source	Local
Priority/Status	High; Yearly; Replaced This mitigation action has been replaced with a new action in order to streamline the plan and to adopt the “all hazards” approach within mitigation planning and awareness.
Action Description	Protect Power Lines
Goal	Prevention Structural Mitigation
Hazards Addressed	Winter Storms/Freezes
Local Planning Mechanism	Mayor, Council, Building Inspections

Estimated Time Frame for Completion	Annually and As the Need Arises
Estimated Cost	
Funding Source	Local
Priority/Status	High; Yearly; Replaced This mitigation action has been replaced with a new action in order to streamline the plan and to adopt the “all hazards” approach within mitigation planning and awareness.
Action Description	Reduce Impacts to Roadways
Goal	Structural Mitigation
Hazards Addressed	Winter Storms/Freezes
Local Planning Mechanism	Mayor, Council, Building Inspections
Estimated Time Frame for Completion	Working with Alabama Department of Transportation Annually
Estimated Cost	
Funding Source	Local
Priority/Status	High; Yearly; Replaced This mitigation action has been replaced with a new action in order to streamline the plan and to adopt the “all hazards” approach within mitigation planning and awareness.
Action Description	Conduct Winter Weather Risk Awareness Activities
Goal	Public Education and Awareness
Hazards Addressed	Winter Storms/Freezes
Local Planning Mechanism	Mayor, Council
Estimated Time Frame for Completion	Annually

Estimated Cost	
Funding Source	Local
Priority/Status	High; Yearly; Replaced Winter Weather risk and hazard awareness is advertised annually via social media, website postings, and partnerships with the media. This mitigation action has been replaced with a new action in order to streamline the plan and to adopt the “all hazards” approach within mitigation planning and awareness
Action Description	Assist Vulnerable Populations
Goal	Property Protection Public Education and Awareness
Hazards Addressed	Winter Storms/Freezes
Local Planning Mechanism	Mayor, Council, EMA
Estimated Time Frame for Completion	2016
Estimated Cost	
Funding Source	State
Priority/Status	High; Completed; Replaced Assisting vulnerable populations is done through our volunteer organizations active in disasters ad community groups. This mitigation action has been replaced with a new action in order to streamline the plan and to adopt the “all hazards” approach within mitigation planning and awareness.
Action Description	Reduce Urban Island Heat Effect
Goal	Prevention Property Protection Structural Mitigation
Hazards Addressed	Extreme Temperatures
Local Planning Mechanism	Mayor, Council

Estimated Time Frame for Completion	2025
Estimated Cost	
Funding Source	Local
Priority/Status	Low, Ongoing
Action Description	Increase Awareness of Extreme Temperature Risk and Safety
Goal	Public Education and Awareness
Hazards Addressed	Extreme Temperatures
Local Planning Mechanism	Mayor, Council
Estimated Time Frame for Completion	Annually
Estimated Cost	
Funding Source	Local
Priority/Status	Medium; Yearly; Replaced Extreme Temperature hazard awareness is advertised annually via social media, website postings, and partnerships with the media. This mitigation action has been replaced with a new action in order to streamline the plan and to adopt the “all hazards” approach within mitigation planning and awareness.
Action Description	Assist Vulnerable Populations
Goal	Property Protection Public Education and Awareness
Hazards Addressed	Extreme Temperatures
Local Planning Mechanism	Mayor, Council

Estimated Time Frame for Completion	2016
Estimated Cost	
Funding Source	Local
Priority/Status	High; Completed; Replaced Assisting vulnerable populations is done through our volunteer organizations active in disasters ad community groups. This mitigation action has been replaced with a new action in order to streamline the plan and to adopt the “all hazards” approach within mitigation planning and awareness.
Action Description	Educate Property Owners About Freezing Pipes
Goal	Public Education and Awareness
Hazards Addressed	Extreme Temperatures
Local Planning Mechanism	Mayor, Council
Estimated Time Frame for Completion	Seasonally
Estimated Cost	
Funding Source	Local
Priority/Status	Low; Yearly; Replaced Freezing pipe awareness falls under winter weather hazard awareness, and is advertised annually via social media, website postings, and partnerships with the media. This mitigation action has been replaced with a new action in order to streamline the plan and to adopt the “all hazards” approach within mitigation planning and awareness.
Action Description	Locate Safe Rooms to Minimize Damage

Goal	Property Protection
Hazards Addressed	Hail
Local Planning Mechanism	Mayor, Council
Estimated Time Frame for Completion	2020
Estimated Cost	
Funding Source	Local
Priority/Status	High; Completed All county wide saferooms are available via the Jefferson County EMA website. This includes a searchable tool to find the closest safe room near your location.
Action Description	Protect Buildings from Hail Damage
Goal	Prevention Property Protection Structural Mitigation
Hazards Addressed	Hail
Local Planning Mechanism	Mayor, Council

Estimated Time Frame for Completion	Annually
Estimated Cost	
Funding Source	Local
Priority/Status	Medium; Yearly
Action Description	Increase Hail Risk Awareness
Goal	Public Education and Awareness
Hazards Addressed	Hail
Local Planning Mechanism	Mayor, Council
Estimated Time Frame for Completion	Annually
Estimated Cost	
Funding Source	Local
Priority/Status	Medium; Yearly; Replaced
	Hail risk and hazard awareness is advertised annually via social media, website postings, and partnerships with the media. This mitigation action has been replaced with a new action in order to streamline the plan and to adopt the “all hazards” approach within mitigation planning and awareness.
Action Description	Map and Assess Vulnerability to Landslides
Goal	Prevention
Hazards Addressed	Landslide
Local Planning Mechanism	Building Inspections

Estimated Time Frame for Completion	2025
Estimated Cost	
Funding Source	Local
Priority/Status	Medium, Ongoing
Action Description	Manage Development in Landslide Hazard Areas
Goal	Prevention
Hazards Addressed	Landslide
Local Planning Mechanism	Mayor, Council
Estimated Time Frame for Completion	2025
Estimated Cost	
Funding Source	Local
Priority/Status	High, Ongoing
Action Description	Prevent Impacts to Roadways
Goal	Prevention Structural Mitigation
Hazards Addressed	Landslide
Local Planning Mechanism	Mayor, Council
Estimated Time Frame for Completion	2025
Estimated Cost	
Funding Source	Local

Priority/Status	Medium; Replaced
Action Description	Remove Existing Buildings and Infrastructure from Landslide Hazard Areas
Goal	Property Protection Structural Mitigation
Hazards Addressed	Landslide
Local Planning Mechanism	Mayor, Council
Estimated Time Frame for Completion	2025
Estimated Cost	
Funding Source	FEMA
Priority/Status	Medium, Ongoing

Action Description	Protect Critical Facilities and Equipment
Goal	Property Protection Structural Mitigation
Hazards Addressed	Lightning
Local Planning Mechanism	Mayor, Council
Estimated Time Frame for Completion	2020
Estimated Cost	
Funding Source	Local
Priority/Status	High; Replaced No action in past five years due to lack of funding. This mitigation action has been replaced with a new action in order to streamline the plan, and to adopt the “all hazards” approach within mitigation planning and awareness.
Action Description	Conduct Lightning Awareness Programs
Goal	Public Education and Awareness
Hazards Addressed	Lightning
Local Planning Mechanism	Mayor, Council
Estimated Time Frame for Completion	2020
Estimated Cost	
Funding Source	Local
Priority/Status	Low; Replaced Lightning hazard awareness is advertised annually via social media, website postings, and partnerships with the media. This mitigation action has been replaced with a new action in order to streamline the plan and to adopt the “all hazards” approach within mitigation planning and awareness.

Action Description	Adopt and Enforce Building Codes
Goal	Prevention Property Protection
Hazards Addressed	Severe Wind
Local Planning Mechanism	Mayor, Council
Estimated Time Frame for Completion	2020
Estimated Cost	
Funding Source	Local
Priority/Status	High; Replaced The previous mitigation plan had adopt and enforce building codes for every individual hazard. A new mitigation action has been developed in order to streamline the plan and to adopt the “all hazards” approach within mitigation planning.
Action Description	Promote or Require Site and Building Design Standards to Minimize Wind Damage
Goal	Prevention Property Protection
Hazards Addressed	Severe Wind
Local Planning Mechanism	Building Inspection
Estimated Time Frame for Completion	2020
Estimated Cost	
Funding Source	Local

Priority/Status	Medium; Completed; Replaced A new mitigation action has been developed in order to streamline the plan and to adopt the “all hazards” approach within mitigation planning.
Action Description	Assess Vulnerability to Severe Wind
Goal	Prevention
Hazards Addressed	Severe Wind
Local Planning Mechanism	Building Inspection
Estimated Time Frame for Completion	2020
Estimated Cost	
Funding Source	Local
Priority/Status	High; Completed Vulnerability to hazards is assessed on an annual basis through open sources data and partnership with Jefferson County EMA. Due to several actions assessing vulnerability, this mitigation action has been replaced with a new action in order to streamline the plan and to adopt the “all hazards” approach within mitigation planning and awareness.
Action Description	Protect Power Lines and Infrastructure
Goal	Prevention Property Protection Structural Mitigation
Hazards Addressed	Severe Wind
Local Planning Mechanism	Building Inspection
Estimated Time Frame for Completion	2020
Estimated Cost	

Funding Source	Local
Priority/Status	High; Replaced No action in past five years due to lack of funding. This mitigation action has been replaced with a new action in order to streamline the plan, and to adopt the “all hazards” approach within mitigation planning and awareness.
Action Description	Retrofit Residential Buildings
Goal	Prevention Property Protection Structural Mitigation
Hazards Addressed	Severe Wind
Local Planning Mechanism	Building Inspections
Estimated Time Frame for Completion	2025
Estimated Cost	
Funding Source	FEMA
Priority/Status	Medium; Incomplete No action in past five years due to lack of funding.
Action Description	Retrofit Public Buildings and Critical Facilities
Goal	Prevention Property Protection Structural Mitigation
Hazards Addressed	Severe Wind
Local Planning Mechanism	Building Inspection

Estimated Time Frame for Completion	2025
Estimated Cost	
Funding Source	FEMA
Priority/Status	Medium; Replaced This mitigation action has been replaced with a new action in order to streamline the plan, and to adopt the “all hazards” approach within mitigation planning and awareness.
Action Description	Increase Severe Wind Risk Awareness
Goal	Public Education and Awareness
Hazards Addressed	Severe Wind
Local Planning Mechanism	Mayor, Council
Estimated Time Frame for Completion	Annually
Estimated Cost	
Funding Source	FEMA
Priority/Status	Medium; Yearly; Replaced Severe Wind risk and hazard awareness is advertised annually via social media, website postings, and partnerships with the media. This mitigation action has been replaced with a new action in order to streamline the plan and to adopt the “all hazards” approach within mitigation planning and awareness.
Action Description	Assess Community Risk
Goal	Prevention
Hazards Addressed	Multiple Hazards
Local Planning Mechanism	Planning & Zoning, Building Inspections

Estimated Time Frame for Completion	2018
Estimated Cost	
Funding Source	FEMA
Priority/Status	Medium; Completed
Action Description	Map Community Risk
Goal	Prevention
Hazards Addressed	Multiple Hazards
Local Planning Mechanism	Planning & Zoning, Building Inspections
Estimated Time Frame for Completion	2025
Estimated Cost	
Funding Source	FEMA
Priority/Status	Medium, Ongoing
Action Description	Prevent Development in Hazard Areas
Goal	Prevention
Hazards Addressed	Multiple Hazards
Local Planning Mechanism	Planning & Zoning

Estimated Time Frame for Completion	2025
Estimated Cost	No Additional Cost
Funding Source	Local
Priority/Status	High, ongoing
Action Description	Adopt Development Regulations in Hazard Areas
Goal	Prevention
Hazards Addressed	Multiple Hazards
Local Planning Mechanism	Mayor, Council, Planning & Zoning Commission
Estimated Time Frame for Completion	2025
Estimated Cost	No Additional Cost
Funding Source	Local
Priority/Status	High, Ongoing
Action Description	Limit Density in Hazard Areas
Goal	Prevention
Hazards Addressed	Multiple Hazards
Local Planning Mechanism	Mayor, Council, Planning & Zoning Commission
Estimated Time Frame for Completion	2025
Estimated Cost	No Additional Cost
Funding Source	Local

Priority/Status	High, Ongoing
Action Description	Integrate Mitigation into Local Planning
Goal	Prevention
Hazards Addressed	Multiple Hazards
Local Planning Mechanism	Mayor, Council, Planning & Zoning Commission
Estimated Time Frame for Completion	2016
Estimated Cost	No Additional Cost
Funding Source	Local
Priority/Status	High; Completed
Action Description	Strengthen Land Use Regulations
Goal	Prevention
Hazards Addressed	Multiple Hazards
Local Planning Mechanism	Mayor, Council, Planning & Zoning Commission
Estimated Time Frame for Completion	2025
Estimated Cost	No Additional Cost
Funding Source	Local

Priority/Status	High; Incomplete No action in past five years due to lack of funding. The time frame for this action has been extended in order to see completion.
Action Description	Adopt and Enforce Building Codes
Goal	Prevention Property Protection
Hazards Addressed	Multiple Hazards
Local Planning Mechanism	Mayor, Council
Estimated Time Frame for Completion	2020
Estimated Cost	No Additional Cost
Funding Source	Local
Priority/Status	High; Completed; Replaced The previous mitigation plan had adopt and enforce building codes for every individual hazard. A new mitigation action has been developed in order to streamline the plan and to adopt the “all hazards” approach within mitigation planning.
Action Description	Create Local Funding Mechanisms for Hazard Mitigation
Goal	Prevention
Hazards Addressed	Multiple Hazards
Local Planning Mechanism	Mayor, Council
Estimated Time Frame for Completion	2025
Estimated Cost	No Additional Cost

Funding Source	Local
Priority/Status	High; Completed This action has not been completed due to lack of funding.
Action Description	Incentivize Hazard Mitigation
Goal	Prevention
Hazards Addressed	Multiple Hazards
Local Planning Mechanism	Mayor, Council
Estimated Time Frame for Completion	2025
Estimated Cost	No Additional Cost
Funding Source	Local
Priority/Status	High; Incomplete This action has not been completed due to lack of funding.
Action Description	Monitor Mitigation Plan Implementation
Goal	Prevention
Hazards Addressed	Multiple Hazards
Local Planning Mechanism	Mayor, Council
Estimated Time Frame for Completion	Annually
Estimated Cost	
Funding Source	Local

Priority/Status	High; Yearly
Action Description	Protect Structures
Goal	Prevention Property Protection Structural Mitigation
Hazards Addressed	Multiple Hazards
Local Planning Mechanism	Building Inspections
Estimated Time Frame for Completion	2020
Estimated Cost	No Additional Cost
Funding Source	Local
Priority/Status	High; Replaced No action in past five years due to lack of funding. This mitigation action has been replaced with a new action in order to streamline the plan, and to adopt the “all hazards” approach within mitigation planning and awareness
Action Description	Protect Infrastructure and Critical Facilities
Goal	Property Protection Structural Mitigation
Hazards Addressed	Multiple Hazards
Local Planning Mechanism	Building Inspections
Estimated Time Frame for Completion	2025

Estimated Cost	No Additional Cost
Funding Source	Local
Priority/Status	High; Replaced No action in past five years due to lack of funding. This mitigation action has been replaced with a new action in order to streamline the plan, and to adopt the “all hazards” approach within mitigation planning and awareness
Action Description	Increase Hazard Education and Risk Awareness
Goal	Public Education and Awareness
Hazards Addressed	Multiple Hazards
Local Planning Mechanism	Mayor, Council
Estimated Time Frame for Completion	2017
Estimated Cost	
Funding Source	FEMA
Priority/Status	Medium; Completed
Action Description	Improve Household Disaster Preparedness
Goal	Public Education and Awareness
Hazards Addressed	Multiple Hazards
Local Planning Mechanism	Mayor, Council
Estimated Time Frame for Completion	2017

Estimated Cost	
Funding Source	FEMA
Priority/Status	Medium; Completed
Action Description	Promote Private Mitigation Efforts
Goal	Public Education and Awareness
Hazards Addressed	Multiple Hazards
Local Planning Mechanism	Mayor, Council
Estimated Time Frame for Completion	2017
Estimated Cost	
Funding Source	FEMA
Priority/Status	Medium; Completed
Action Description	Add Outdoor Warning Sirens Inside Municipal Boundary
Goal	Emergency Services Public Education and Awareness
Hazards Addressed	Multiple Hazards
Local Planning Mechanism	Jefferson County Emergency Management Agency, Mayors Office

Estimated Time Frame for Completion	Long Term
Estimated Cost	Unknown
Funding Source	Local/ State/ Federal
Priority/Status	New Action; High
Action Description	Build and/or Purchase Saferooms And Place Inside Municipal Boundary
Goal	Prevention Emergency Services Public Education and Awareness
Hazards Addressed	Multiple Hazards
Local Planning Mechanism	Mayor's Office, Jefferson County EMA
Estimated Time Frame for Completion	Long Term
Estimated Cost	Unknown
Funding Source	Local/State/Federal
Priority/Status	New Action; High
Action Description	Protect and/or Retrofit Critical Facilities and Infrastructure.
Goal	Prevention Property Protection Structural Mitigation

Hazards Addressed	All Hazards
Local Planning Mechanism	Mayor's Office, Jefferson County EMA
Estimated Time Frame for Completion	Long Term
Estimated Cost	
Funding Source	FEMA/State/Local
Priority/Status	New; High; Yearly The previous mitigation plan had Protect Critical Facilities and Infrastructure for every individual hazard. This mitigation action replaces those actions in order to streamline the plan and to adopt the "all hazards" approach within mitigation planning.
Action Description	Protect and/or Retrofit Utility Infrastructure
Goal	Prevention Property Protection Structural Mitigation
Hazards Addressed	All Hazards
Local Planning Mechanism	Mayor's Office, Jefferson County EMA
Estimated Time Frame for Completion	Long Term
Estimated Cost	
Funding Source	FEMA/State/Local
Priority/Status	New; High; The previous mitigation plan had Protect and/or Retrofit Utility Infrastructure for every individual hazard. This mitigation action replaces those actions in order to streamline the plan and to adopt the "all hazards" approach within mitigation planning.
Action Description	Assess Vulnerability and Hazard Risk

Goal	Emergency Services Public Education and Awareness Prevention Property Protection Structural Mitigation
Hazards Addressed	Multiple Hazards
Local Planning Mechanism	Jefferson County Emergency Management Agency, Mayors Office
Estimated Time Frame for Completion	Long Term
Estimated Cost	Unknown
Funding Source	Local, State, Federal
Priority/Status	New Action; High
Action Description	Increase Hazard Awareness and Increase Preparedness Within the Home through campaigns, fairs, seminars, direct mailings, materials, public service announcements, and other means of communications
Goal	Emergency Services Public Education and Awareness Prevention
Hazards Addressed	Multiple Hazards
Local Planning Mechanism	Jefferson County Emergency Management Agency, Mayors Office, Fire Department
Estimated Time Frame for Completion	Long Term
Estimated Cost	Unknown
Funding Source	Local, State, Federal
Priority/Status	New; High; Ongoing
Action Description	Adopt and enforce building codes
Goal	Property Protection Structural Mitigation Prevention

Action Description	Assist Vulnerable Populations
Goal	Public Education and Awareness Prevention
Hazards Addressed	Multiple Hazards
Local Planning Mechanism	Jefferson County Emergency Management Agency, Mayors Office, Jefferson County VOAD
Estimated Time Frame for Completion	Long Term
Estimated Cost	Unknown
Funding Source	Local, State and Federal
Priority/Status	New; High; Ongoing
Hazards Addressed	Multiple Hazards
Local Planning Mechanism	Jefferson County Emergency Management Agency, Mayors Office, Fire Department, Building Inspection, Engineering Department
Estimated Time Frame for Completion	Long Term
Estimated Cost	Unknown
Funding Source	Local, State, Federal
Priority/Status	New; Medium; Ongoing

Action Description	Remove Existing buildings and infrastructure from hazard areas
Goal	Property Protection Structural Mitigation Prevention
Hazards Addressed	Multiple Hazards
Local Planning Mechanism	Jefferson County Emergency Management Agency, Mayors Office
Estimated Time Frame for Completion	Long Term
Estimated Cost	Unknown
Funding Source	Local, State, Federal
Priority/Status	New; Medium
Action Description	Reduce impacts to roadways and bridges

Goal	Emergency Services Structural Mitigation Prevention
Hazards Addressed	Multiple Hazards
Local Planning Mechanism	Jefferson County Emergency Management Agency, Mayors Office, Public Works, ALDOT
Estimated Time Frame for Completion	Long Term
Estimated Cost	Unknown
Funding Source	Local, State and Federal
Priority/Status	New; Medium
Action Description	Construct Hazard Resilient Facilities and Infrastructure in order to provide continuity of operations and government.
Goal	Emergency Services Property Protection Structural Mitigation Prevention
Hazards Addressed	Multiple Hazards
Local Planning Mechanism	Jefferson County Emergency Management Agency
Estimated Time Frame for Completion	Long Term
Estimated Cost	Unknown
Funding Source	Local, State and Federal
Priority/Status	New; Low

Leeds' Mitigation Action Plan	
Action Description	Preparedness Handbooks, Brochures. Distribution of Severe Weather Guides, Homeowner's Retrofit Guide, Etc.
Goal	Public Education and Awareness
Hazards Addressed	All Hazards
Local Planning Mechanism	EMA, Public Library
Estimated Time Frame for Completion	Seasonal
Estimated Cost	
Funding Source	FEMA/State/Local
Priority/Status	Medium; Yearly; Replaced Brochures and information are provided to the public in various ways via the agency website, social media, and public engagement events. This mitigation action has been replaced with a new action in order to streamline the plan and to adopt the "all hazards" approach within mitigation planning and awareness

Action Description	Regular Newspaper Articles.
Goal	Public Education and Awareness

Hazards Addressed	All Hazards
Local Planning Mechanism	EMA
Estimated Time Frame for Completion	Quarterly news letters
Estimated Cost	
Funding Source	FEMA/State/Local
Priority/Status	Medium; Yearly No action in past five years due to lack of funding.
Action Description	Emergency Preparedness Education Programs for Schools.
Goal	Public Education and Awareness
Hazards Addressed	All Hazards
Local Planning Mechanism	EMA, School Board
Estimated Time Frame for Completion	Ongoing, Annually September
Estimated Cost	
Funding Source	State/Local
Priority/Status	Medium; Yearly

Action Description	Drills, Exercises in Homes, Workplaces, Classrooms, Etc.
Goal	Public Education and Awareness
Hazards Addressed	All Hazards
Local Planning Mechanism	EMA
Estimated Time Frame for Completion	Ongoing, Semi-Annually
Estimated Cost	
Funding Source	State/Local
Priority/Status	Medium; Yearly; These activities are encouraged through awareness weeks, via social media and agency websites. These activities are also required to occur within the jurisdictional school system.

Action Description	EverbridgeAll-Hazard Emergency Alerts
Goal	Emergency Services Public Education and Awareness
Hazards Addressed	All Hazards
Local Planning Mechanism	EMA, City Departments
Estimated Time Frame for Completion	Quarterly Drill with Mayors, Police Chiefs, And County Commissioners
Estimated Cost	No Additional Cost
Funding Source	Local
Priority/Status	High; Yearly

Action Description	Hazard "Safety Fairs".
Goal	Public Education and Awareness
Hazards Addressed	All Hazards
Local Planning Mechanism	EMA
Estimated Time Frame for Completion	Booths Set Up at Different Public Events Annually
Estimated Cost	No Additional Cost
Funding Source	State/Local
Priority/Status	Medium; Yearly; Replaced These events occur annually, via visits to schools, community events, community groups and our large annual event also known as "Be Ready Day." This mitigation action has been replaced with a new action in order to streamline the plan and to adopt the "all hazards" approach within mitigation planning and awareness.
Action Description	Direct Mailings
Goal	Public Education and Awareness
Hazards Addressed	All Hazards
Local Planning Mechanism	EMA, State, FEMA
Estimated Time Frame for Completion	Annually, Mail Surveys Out to Update Hazard Mitigation Information
Estimated Cost	
Funding Source	FEMA/State/EMA
Priority/Status	Medium; Yearly

Action Description	Utility Bill Inserts.
Goal	Public Education and Awareness
Hazards Addressed	All Hazards
Local Planning Mechanism	Local
Estimated Time Frame for Completion	2025
Estimated Cost	
Funding Source	Local
Priority/Status	Medium; Incomplete This action hasn't been completed in the last five years due to the lack of funding. Time frame has been extended to ensure completion.
Action Description	Assess Vulnerability to Drought Risk
Goal	Prevention Natural Resource Protection
Hazards Addressed	Drought
Local Planning Mechanism	LWWB
Estimated Time Frame for Completion	2020
Estimated Cost	
Funding Source	Local
Priority/Status	High; Completed

Action Description	Monitor Drought Conditions
Goal	Prevention Natural Resource Protection
Hazards Addressed	Droughts
Local Planning Mechanism	LWWB
Estimated Time Frame for Completion	Seasonally
Estimated Cost	
Funding Source	Local
Priority/Status	High; Yearly
Action Description	Monitor Water Supply
Goal	Prevention Natural Resource Protection
Hazards Addressed	Drought
Local Planning Mechanism	LWWB
Estimated Time Frame for Completion	Continuously
Estimated Cost	
Funding Source	Local

Priority/Status	High; Ongoing The Water supply is monitored via our partnerships with local utilities.
Action Description	Plan for Drought
Goal	Prevention Natural Resource Protection
Hazards Addressed	Drought
Local Planning Mechanism	LWWB
Estimated Time Frame for Completion	2020
Estimated Cost	
Funding Source	Local
Priority/Status	High; Completed Drought planning is done annually in partnership with the EMA.
Action Description	Require Water Conservation During Drought Conditions.
Goal	Prevention Natural Resource Protection
Hazards Addressed	Drought
Local Planning Mechanism	City Council, LWWB
Estimated Time Frame for Completion	Annually
Estimated Cost	

Funding Source	Local
Priority/Status	High; Yearly
Action Description	Retrofit Water Supply Systems.
Goal	Property Protection Natural Resource Protection Structural Mitigation
Hazards Addressed	Drought
Local Planning Mechanism	LWWB
Estimated Time Frame for Completion	2030
Estimated Cost	
Funding Source	FEMA/State
Priority/Status	Low; Incomplete
	No action in past five years due to lack of funding. The time frame on this action has been extended in order to see completion.
Action Description	Enhance Landscaping and Design Measures
Goal	Natural Resource Protection
Hazards Addressed	Drought
Local Planning Mechanism	Planning Commission
Estimated Time Frame for Completion	2025

Estimated Cost	
Funding Source	Local
Priority/Status	Medium, Ongoing
Action Description	Educate Residents on Water Saving Techniques.
Goal	Natural Resource Protection Public Education and Awareness
Hazards Addressed	Drought
Local Planning Mechanism	LWWB
Estimated Time Frame for Completion	Semi-Annually
Estimated Cost	
Funding Source	Local
Priority/Status	Medium; Yearly; Replaced
	Water saving techniques are broadcasted and amplified when extended periods of low to no precipitation occurs. This information is published via social media, website, meetings and local partnerships with news media. This mitigation action has been replaced with a new action in order to streamline the plan and to adopt the “all hazards” approach within mitigation planning and awareness.
Action Description	Adopt and Enforce Building Codes.
Goal	Prevention Property Protection
Hazards Addressed	Earthquakes
Local Planning Mechanism	Building Official

Estimated Time Frame for Completion	2020
Estimated Cost	
Funding Source	Local
Priority/Status	High; Replaced The previous mitigation plan had adopt and enforce building codes for every individual hazard. . This mitigation action has been replaced with a new action in order to streamline the plan and to adopt the “all hazards” approach within mitigation planning and awareness.
Action Description	Incorporate Earthquake Mitigation into Local Planning.
Goal	Prevention
Hazards Addressed	Earthquakes
Local Planning Mechanism	City Council, Planning Commission
Estimated Time Frame for Completion	Annually
Estimated Cost	
Funding Source	Local
Priority/Status	High; Yearly
Action Description	Map and Assess Community Vulnerability to Seismic Hazards.
Goal	Prevention
Hazards Addressed	Earthquakes
Local Planning Mechanism	GIS/FEMA

Estimated Time Frame for Completion	2025
Estimated Cost	
Funding Source	FEMA/Local
Priority/Status	High, Ongoing
Action Description	Conduct Inspections of Building Safety.
Goal	Prevention Property Protection
Hazards Addressed	Earthquakes
Local Planning Mechanism	Local
Estimated Time Frame for Completion	Long Term
Estimated Cost	
Funding Source	Local
Priority/Status	High; Ongoing This action has not been completed due to lack of funding. Though inspections are completed annually, the timeframe and status has changed to improve the inspection process as well as maintain prior inspections.
Action Description	Protect Critical Facilities and Infrastructure.
Goal	Property Protection Structural Mitigation
Hazards Addressed	Earthquakes

Local Planning Mechanism	Local, State, LWVB, APCO, ALAGASCO, TELECOMS
Estimated Time Frame for Completion	Ongoing, Annually
Estimated Cost	
Funding Source	FEMA/State/Local/Private
Priority/Status	High; Yearly; Replaced The previous mitigation plan had Protect Critical Facilities and Infrastructure for every individual hazard. Another mitigation action replaces this current action in order to streamline the plan and to adopt the “all hazards” approach within mitigation planning.
Action Description	Implement Structural Mitigation Techniques.
Goal	Structural Mitigation
Hazards Addressed	Earthquakes
Local Planning Mechanism	State, FEMA
Estimated Time Frame for Completion	2030
Estimated Cost	
Funding Source	FEMA/State
Priority/Status	Medium; Incomplete This action has not been completed due to lack of funding. The timeframe on this action has been extended to ensure completion.
Action Description	Increase Earthquake Risk Awareness.
Goal	Public Education and Awareness
Hazards Addressed	Earthquakes
Local Planning Mechanism	State, FEMA

Estimated Time Frame for Completion	Provide FEMA’s Information to Educate Local Citizens on A Semi-Annual Basis.
Estimated Cost	
Funding Source	FEMA/State
Priority/Status	Medium; Yearly; Replaced Earthquake awareness has been advertised via social media and website postings. This mitigation action has been replaced with a new action in order to streamline the plan and to adopt the “all hazards” approach within mitigation planning and awareness.
Action Description	Conduct Outreach to Builders, Architects, Engineers, And Inspectors.
Goal	Prevention Public Education and Awareness
Hazards Addressed	Earthquakes
Local Planning Mechanism	Local
Estimated Time Frame for Completion	Long Term
Estimated Cost	
Funding Source	Local
Priority/Status	Medium; Ongoing Partnerships and outreach needs to be an ongoing effort, rather than a time constraining goal. Due to that, the time frame has been extended as this is a goal that needs to be improved and then maintained.
Action Description	Provide Information on Structural and Non-Structural Retrofitting.
Goal	Property Protection Structural Mitigation Public Education and Awareness
Hazards Addressed	Earthquakes

Local Planning Mechanism	Local, State, FEMA
Estimated Time Frame for Completion	2020
Estimated Cost	
Funding Source	FEMA/State/Local
Priority/Status	Medium; Completed; Replaced This mitigation action has been replaced with a new action in order to streamline the plan and to adopt the “all hazards” approach within mitigation planning and awareness.
Action Description	Incorporate Flood Mitigation in Local Planning
Goal	Prevention
Hazards Addressed	Flooding
Local Planning Mechanism	City Council, Planning Commission
Estimated Time Frame for Completion	Annually
Estimated Cost	
Funding Source	Local
Priority/Status	High; Yearly
Action Description	Form Partnerships to Support Floodplain Management.
Goal	Prevention Property Protection Natural Resource Protection

Hazards Addressed	Flooding
Local Planning Mechanism	City Council, Planning Commission
Estimated Time Frame for Completion	Annually
Estimated Cost	
Funding Source	Local
Priority/Status	High; Yearly
Action Description	Limit or Restrict Development in Floodplain Areas.
Goal	Prevention Property Protection Natural Resource Protection
Hazards Addressed	Flooding
Local Planning Mechanism	Planning Commission
Estimated Time Frame for Completion	2025
Estimated Cost	No Additional Cost
Funding Source	Local
Priority/Status	High, Ongoing
Action Description	Adopt and Enforce Building Codes and Development Standards.

Goal	Prevention Property Protection Structural Mitigation
Hazards Addressed	Flooding
Local Planning Mechanism	Building Official
Estimated Time Frame for Completion	2020
Estimated Cost	No Additional Cost.
Funding Source	Local
Priority/Status	High; Replaced The previous mitigation plan had adopt and enforce building codes for every individual hazard. A new mitigation action has been developed in order to streamline the plan and to adopt the “all hazards” approach within mitigation planning.
Action Description	Improve Stormwater Management Planning.
Goal	Prevention Property Protection Natural Resource Protection
Hazards Addressed	Flooding
Local Planning Mechanism	City Council, Storm Water Manager
Estimated Time Frame for Completion	Annually
Estimated Cost	No Additional Cost.
Funding Source	Local
Priority/Status	Medium; Yearly

Action Description	Adopt Policies to Reduce Stormwater Runoff.
Goal	Prevention Property Protection Natural Resource Protection Structural Mitigation
Hazards Addressed	Flooding
Local Planning Mechanism	City Council
Estimated Time Frame for Completion	2025
Estimated Cost	No Additional Cost
Funding Source	Local
Priority/Status	Medium; Incomplete This action has not been completed. The time frame for the action has been extended in order to ensure completion.
Action Description	Improve Flood Risk Assessment.
Goal	Prevention
Hazards Addressed	Flooding
Local Planning Mechanism	Storm Water Manager
Estimated Time Frame for Completion	2025
Estimated Cost	No Additional Cost
Funding Source	FEMA/Local

Priority/Status	High; Incomplete This action has not been completed. The time frame for the action has been extended in order to ensure completion.
Action Description	Join or Improve Compliance With NFIP
Goal	Prevention
Hazards Addressed	Flooding
Local Planning Mechanism	Floodplain Administrator
Estimated Time Frame for Completion	Annually
Estimated Cost	No Additional Cost
Funding Source	FEMA/State/Local
Priority/Status	High; Yearly
Action Description	Manage the Floodplain Beyond Minimum Requirements.
Goal	Prevention Property Protection Natural Resource Protection
Hazards Addressed	Flooding
Local Planning Mechanism	City Council, Planning Commission
Estimated Time Frame for Completion	2025

Estimated Cost	
Funding Source	Local
Priority/Status	Low; Incomplete This action has not been completed due to lack of funding. The time frame for the action has been extended to ensure completion.
Action Description	Participate in CRS
Goal	Prevention
Hazards Addressed	Flooding
Local Planning Mechanism	City Council
Estimated Time Frame for Completion	2025
Estimated Cost	
Funding Source	Local
Priority/Status	High; Incomplete This action has not been completed due to lack of funding. The time frame for the action has been extended to ensure completion.
Action Description	Establish Local Funding Mechanisms for Flood Mitigation.
Goal	Prevention Property Protection Natural Resource Protection Structural Mitigation
Hazards Addressed	Flooding
Local Planning Mechanism	City Council

Estimated Time Frame for Completion	2025
Estimated Cost	
Funding Source	Local
Priority/Status	High; Incomplete This action has not been completed due to lack of funding. The time frame for the action has been extended to ensure completion.
Action Description	Remove Existing Structures from Flood Hazard Areas.
Goal	Prevention Property Protection
Hazards Addressed	Flooding
Local Planning Mechanism	Local, State, FEMA
Estimated Time Frame for Completion	2025
Estimated Cost	
Funding Source	FEMA/State/Local
Priority/Status	Medium; Ongoing
Action Description	Improve Stormwater Drainage System Capacity.
Goal	Property Protection Structural Mitigation
Hazards Addressed	Flooding

Local Planning Mechanism	Local, State, FEMA
Estimated Time Frame for Completion	2025
Estimated Cost	
Funding Source	FEMA/State/Local
Priority/Status	Medium; Ongoing
Action Description	Conduct Regular Maintenance of Drainage Systems and Flood Control Structures
Goal	Property Protection Natural Resource Protection Structural Mitigation
Hazards Addressed	Flooding
Local Planning Mechanism	Local
Estimated Time Frame for Completion	2025
Estimated Cost	No Additional Cost
Funding Source	Local
Priority/Status	High; Ongoing Due to the importance of this action, this action will need to be maintained on an annual basis. The changes have been reflected within the action.
Action Description	Elevate or Retrofit Structures and Utilities

Goal	Prevention Property Protection Structural Mitigation
Hazards Addressed	Flooding
Local Planning Mechanism	Local, State, FEMA
Estimated Time Frame for Completion	2025
Estimated Cost	
Funding Source	FEMA/State/Local
Priority/Status	High; Ongoing
Action Description	Floodproof Residential and Non-Residential Structures
Goal	Prevention Property Protection Structural Mitigation
Hazards Addressed	Flooding
Local Planning Mechanism	Private
Estimated Time Frame for Completion	2025
Estimated Cost	
Funding Source	Private
Priority/Status	High; Ongoing

Action Description	Protect Infrastructure
Goal	Prevention Property Protection Structural Mitigation
Hazards Addressed	Flooding
Local Planning Mechanism	Local, State, FEMA
Estimated Time Frame for Completion	Annually
Estimated Cost	
Funding Source	FEMA/State/Local/Private
Priority/Status	High; Yearly; Replaced The previous mitigation plan had Protect Critical Facilities and Infrastructure for every individual hazard. Another mitigation action replaces this current action in order to streamline the plan and to adopt the “all hazards” approach within mitigation planning.
Action Description	Protect Critical Facilities.
Goal	Prevention Property Protection Structural Mitigation
Hazards Addressed	Flooding
Local Planning Mechanism	Local, State, FEMA
Estimated Time Frame for Completion	Annually
Estimated Cost	
Funding Source	State/Local

Priority/Status	High; Yearly; Replaced This mitigation action has been replaced with a new action in order to streamline the plan, and to adopt the “all hazards” approach within mitigation planning and awareness.
Action Description	Construct Flood Control Measures.
Goal	Prevention
Hazards Addressed	Flooding
Local Planning Mechanism	Local, State, FEMA
Estimated Time Frame for Completion	2025
Estimated Cost	
Funding Source	FEMA/State/Local/Private
Priority/Status	High; Ongoing
Action Description	Protect and Restore Natural Flood Mitigation Features
Goal	Natural Resource Protection Structural Mitigation
Hazards Addressed	Flooding
Local Planning Mechanism	Local, State, FEMA
Estimated Time Frame for Completion	2025
Estimated Cost	
Funding Source	FEMA/State/Local/Private

Priority/Status	Medium; Ongoing
Action Description	Preserve Floodplains as Open Space.
Goal	Prevention Natural Resource Protection
Hazards Addressed	Flooding
Local Planning Mechanism	Planning Commission
Estimated Time Frame for Completion	2025
Estimated Cost	No Additional Cost
Funding Source	Local
Priority/Status	Medium; Ongoing
Action Description	Increase Awareness of Flood Risk and Safety
Goal	Public Education and Awareness
Hazards Addressed	Flooding
Local Planning Mechanism	Floodplain Administrator, State, FEMA
Estimated Time Frame for Completion	Annually
Estimated Cost	
Funding Source	FEMA/State/Local

Priority/Status	Low; Yearly; Replaced Flood Risk and Safety is advertised via social media and websites, as well as through partnerships with local media. This mitigation action has been replaced with a new action in order to streamline the plan and to adopt the “all hazards” approach within mitigation planning and awareness.
Action Description	Educate Property Owners About Flood Mitigation Techniques
Goal	Public Education and Awareness
Hazards Addressed	Flooding
Local Planning Mechanism	Floodplain Administrator, State, FEMA
Estimated Time Frame for Completion	Annually
Estimated Cost	No Additional Cost
Funding Source	FEMA/State/Local
Priority/Status	High; Yearly; Replaced This mitigation action has been replaced with a new action in order to streamline the plan and to adopt the “all hazards” approach within mitigation planning and awareness.
Action Description	Map and Assess Vulnerability to Erosion
Goal	Prevention
Hazards Addressed	Landslides/Erosion
Local Planning Mechanism	FEMA
Estimated Time Frame for Completion	2025
Estimated Cost	No Additional Cost
Funding Source	FEMA

Priority/Status	Medium; Ongoing
Action Description	Manage Development in Erosion Hazard Areas
Goal	Prevention
Hazards Addressed	Landslides/Erosion
Local Planning Mechanism	Building Official, Planning Commission, Storm Water Manager
Estimated Time Frame for Completion	2025
Estimated Cost	No Additional Costs
Funding Source	Local
Priority/Status	High; Ongoing
Action Description	Promote or Require Site and Building Design Standards to Minimize Erosion Risk
Goal	Prevention Natural Resource Protection
Hazards Addressed	Landslides/Erosion
Local Planning Mechanism	Building Official, Storm Water Manager
Estimated Time Frame for Completion	2025
Estimated Cost	No Additional Cost
Funding Source	Local

Priority/Status	High; Completed Some mitigation actions included in previous Hazard Mitigation Plans have not been completed due to attrition and lack of funding. These mitigation actions have been included in this Hazard Mitigation Plan to be implemented in the future.
Action Description	Remove Existing Buildings and Infrastructure from Erosion Hazard Areas
Goal	Prevention Property Protection Structural Mitigation
Hazards Addressed	Landslides/Erosion
Local Planning Mechanism	Building Official, City Council
Estimated Time Frame for Completion	2025
Estimated Cost	No Additional Funding
Funding Source	Local
Priority/Status	Medium; Ongoing
Action Description	Stabilize Erosion Hazard Areas
Goal	Prevention Property Protection Natural Resource Protection Structural Mitigation
Hazards Addressed	Landslides/Erosion
Local Planning Mechanism	Private

Estimated Time Frame for Completion	2025
Estimated Cost	
Funding Source	Private
Priority/Status	High; Ongoing
Action Description	Increase Awareness of Erosion Hazards
Goal	Public Education and Awareness
Hazards Addressed	Landslides/Erosion
Local Planning Mechanism	Local, State, FEMA
Estimated Time Frame for Completion	Annually
Estimated Cost	No Additional Cost
Funding Source	FEMA/State/Local
Priority/Status	Medium; Yearly; Replaced
	Erosion hazard awareness is advertised annually via social media and agency websites. This mitigation action has been replaced with a new action in order to streamline the plan and to adopt the “all hazards” approach within mitigation planning and awareness.
Action Description	Map and Assess Vulnerability in Subsidence
Goal	Prevention
Hazards Addressed	Land Subsidence
Local Planning Mechanism	Local, State, FEMA

Estimated Time Frame for Completion	2025
Estimated Cost	
Funding Source	FEMA/State/Local
Priority/Status	Medium; Ongoing
Action Description	Manage Development in High-Risk Areas
Goal	Prevention
Hazards Addressed	Land Subsidence
Local Planning Mechanism	Building Official, Planning Commission
Estimated Time Frame for Completion	2025
Estimated Cost	No Additional Cost
Funding Source	Local
Priority/Status	Medium; Ongoing
Action Description	Consider Subsidence in Building Design
Goal	Prevention
Hazards Addressed	Land Subsidence
Local Planning Mechanism	Building Official, Planning Commission

Estimated Time Frame for Completion	2025
Estimated Cost	No Additional Cost
Funding Source	Local
Priority/Status	High; Incomplete Some mitigation actions included in previous Hazard Mitigation Plans have not been completed due to attrition and lack of funding. These mitigation actions have been included in this Hazard Mitigation Plan to be implemented in the future.
Action Description	Monitor Subsidence Risk Factors
Goal	Prevention Natural Resource Protection
Hazards Addressed	Land Subsidence
Local Planning Mechanism	Building Official
Estimated Time Frame for Completion	Annually
Estimated Cost	No Additional Cost
Funding Source	Local
Priority/Status	High; Yearly
Action Description	Remove Existing Structures from Subsidence Hazard Areas
Goal	Property Protection Structural Mitigation
Hazards Addressed	Land Subsidence

Local Planning Mechanism	City Council, Building Official, Private
Estimated Time Frame for Completion	2025
Estimated Cost	
Funding Source	Local/Private
Priority/Status	Medium; Ongoing

Action Description	Educate Residents About Subsidence
Goal	Public Education and Awareness
Hazards Addressed	Land Subsidence
Local Planning Mechanism	Local, State, FEMA
Estimated Time Frame for Completion	Annually
Estimated Cost	No Additional Cost
Funding Source	FEMA/State/Local
Priority/Status	Medium; Yearly; Replaced
	Subsidence hazard awareness is advertised annually via social media, website postings, and partnerships with the media. This mitigation action has been replaced with a new action in order to streamline the plan and to adopt the “all hazards” approach within mitigation planning and awareness.

Action Description	Encourage Construction of Safe Rooms

Goal	Property Protection Structural Mitigation Public Education and Awareness
Hazards Addressed	Tornadoes
Local Planning Mechanism	Local, State, FEMA
Estimated Time Frame for Completion	Ongoing, most of the citizens rely on grant funds to construct safe rooms, some of the citizens have been listed on the wait list.
Estimated Cost	
Funding Source	FEMA/State/Local
Priority/Status	High; Ongoing
Action Description	Require Wind-Resistant Building Techniques
Goal	Prevention Property Protection
Hazards Addressed	Tornadoes
Local Planning Mechanism	City Council
Estimated Time Frame for Completion	2019
Estimated Cost	
Funding Source	Local
Priority/Status	High; Replaced This mitigation action has been replaced with a new action in order to streamline the plan and to adopt the “all hazards” approach within mitigation planning and awareness.

Action Description	Conduct Tornado Awareness Activities
Goal	Public Education and Awareness
Hazards Addressed	Tornadoes
Local Planning Mechanism	Public Safety, State, FEMA
Estimated Time Frame for Completion	Ongoing, Annually
Estimated Cost	
Funding Source	FEMA/State/Local
Priority/Status	High; Ongoing; Replaced Tornado hazard awareness is advertised annually via social media, website postings, and partnerships with the media. This mitigation action has been replaced with a new action in order to streamline the plan and to adopt the “all hazards” approach within mitigation planning and awareness.

Action Description	Map and Assess Vulnerability to Wildfire
Goal	Prevention Property Protection Natural Resource Protection
Hazards Addressed	Wildfires
Local Planning Mechanism	Fire Department, State, FEMA
Estimated Time Frame for Completion	2020
Estimated Cost	
Funding Source	FEMA/State/Local

Priority/Status	Medium; Completed Vulnerability to hazards is assessed on an annual basis through open sources data and partnership with Jefferson County EMA. Due to several actions assessing vulnerability, this mitigation action has been replaced with a new action in order to streamline the plan and to adopt the “all hazards” approach within mitigation planning and awareness.
Action Description	Incorporate Wildfire Mitigation in The Comprehensive Plan
Goal	Prevention Property Protection Natural Resource Protection
Hazards Addressed	Wildfires
Local Planning Mechanism	Fire Department, State, FEMA
Estimated Time Frame for Completion	Annually
Estimated Cost	
Funding Source	FEMA/State/Local
Priority/Status	Medium; Completed

Action Description	Reduce Risk Through Land Use Planning
Goal	Prevention
Hazards Addressed	Wildfires
Local Planning Mechanism	Fire Department, Planning Commission
Estimated Time Frame for Completion	Annually
Estimated Cost	No Additional Cost
Funding Source	Local
Priority/Status	High; Yearly
Action Description	Develop A Wildland-Urban Interface Code
Goal	Prevention
Hazards Addressed	Wildfires
Local Planning Mechanism	City Council, Fire Department, Building Official
Estimated Time Frame for Completion	2025
Estimated Cost	No Additional Cost
Funding Source	Local
Priority/Status	High; Incomplete Some mitigation actions included in previous Hazard Mitigation Plans have not been completed due to attrition and lack of funding. These mitigation actions have been included in this Hazard Mitigation Plan to be implemented in the future.

Action Description	Require or Encourage Fire Resistant Construction
Goal	Prevention Property Protection Structural Mitigation Public Education and Awareness
Hazards Addressed	Wildfires
Local Planning Mechanism	Building Official, Fire Department
Estimated Time Frame for Completion	Annually
Estimated Cost	No Additional Cost
Funding Source	Local
Priority/Status	Medium; Yearly
Action Description	Retrofit At-Risk Structures with Ignition-Resistant Materials
Goal	Prevention Property Protection Structural Mitigation
Hazards Addressed	Wildfires
Local Planning Mechanism	Building Official, Fire Department
Estimated Time Frame for Completion	2025
Estimated Cost	
Funding Source	FEMA/State

Priority/Status	Low; Incomplete Some mitigation actions included in previous Hazard Mitigation Plans have not been completed due to attrition and lack of funding. These mitigation actions have been included in this Hazard Mitigation Plan to be implemented in the future.
Action Description	Create Defensible Space Around Structures and Infrastructure
Goal	Prevention Property Protection Natural Resource Protection Structural Mitigation
Hazards Addressed	Wildfires
Local Planning Mechanism	Fire Department, State, FEMA
Estimated Time Frame for Completion	2025
Estimated Cost	
Funding Source	FEMA/State/Local
Priority/Status	Low; Incomplete Some mitigation actions included in previous Hazard Mitigation Plans have not been completed due to attrition and lack of funding. These mitigation actions have been included in this Hazard Mitigation Plan to be implemented in the future.
Action Description	Conduct Maintenance to Reduce Risk
Goal	Prevention Property Protection Natural Resource Protection Structural Mitigation
Hazards Addressed	Wildfires
Local Planning Mechanism	Building Official, Fire Department

Estimated Time Frame for Completion	Annually
Estimated Cost	No Additional Cost
Funding Source	Local
Priority/Status	Medium; Yearly
Action Description	Implement A Fuels Management Program
Goal	Prevention Property Protection Natural Resource Protection
Hazards Addressed	Wildfires
Local Planning Mechanism	Building Official, Fire Department
Estimated Time Frame for Completion	2025
Estimated Cost	
Funding Source	Local
Priority/Status	Low; Incomplete Some mitigation actions included in previous Hazard Mitigation Plans have not been completed due to attrition and lack of funding. These mitigation actions have been included in this Hazard Mitigation Plan to be implemented in the future.
Action Description	Participate in Firewise Program
Goal	Prevention
Hazards Addressed	Wildfires

Local Planning Mechanism	Fire Department
Estimated Time Frame for Completion	2025
Estimated Cost	
Funding Source	FEMA/State/Local
Priority/Status	Medium; Incomplete Some mitigation actions included in previous Hazard Mitigation Plans have not been completed due to attrition and lack of funding. These mitigation actions have been included in this Hazard Mitigation Plan to be implemented in the future.
Action Description	Increase Wildfire Risk Awareness
Goal	Public Education and Awareness
Hazards Addressed	Wildfires
Local Planning Mechanism	Fire Department, State, FEMA
Estimated Time Frame for Completion	Annually
Estimated Cost	
Funding Source	FEMA/State/Local
Priority/Status	High; Yearly; Replaced
Action Description	Educate Property Owners About Wildfire Mitigation Techniques
Goal	Public Education and Awareness
Hazards Addressed	Wildfires

Local Planning Mechanism	Fire Department, State, FEMA
Estimated Time Frame for Completion	Annually
Estimated Cost	
Funding Source	FEMA/State/Local
Priority/Status	High; Yearly; Replaced Wildfire mitigation techniques and hazard awareness is advertised annually via social media, website postings, and partnerships with the media. This mitigation action has been replaced with a new action in order to streamline the plan and to adopt the “all hazards” approach within mitigation planning and awareness.
Action Description	Adopt and Enforce Building Codes
Goal	Prevention Property Protection
Hazards Addressed	Winter Storms/Freezes
Local Planning Mechanism	Building Official
Estimated Time Frame for Completion	Annually
Estimated Cost	No Additional Cost
Funding Source	Local
Priority/Status	High; Yearly; Replaced The previous mitigation plan had adopt and enforce building codes for every individual hazard. A new mitigation action has been developed in order to streamline the plan and to adopt the “all hazards” approach within mitigation planning.
Action Description	Protect Buildings and Infrastructure
Goal	Prevention Property Protection Structural Mitigation

Hazards Addressed	Winter Storms/Freezes
Local Planning Mechanism	Fire Department, Police Dept
Estimated Time Frame for Completion	Annually
Estimated Cost	
Funding Source	Local
Priority/Status	High; Yearly; Replaced This mitigation action has been replaced with a new action in order to streamline the plan and to adopt the “all hazards” approach within mitigation planning and awareness.
Action Description	Protect Power Lines
Goal	Prevention Structural Mitigation
Hazards Addressed	Winter Storms/Freezes
Local Planning Mechanism	Private/Police/Fire
Estimated Time Frame for Completion	Annually and As the Need Arises
Estimated Cost	
Funding Source	Local/Private
Priority/Status	High; Yearly; Replaced This mitigation action has been replaced with a new action in order to streamline the plan and to adopt the “all hazards” approach within mitigation planning and awareness.
Action Description	Reduce Impacts to Roadways
Goal	Structural Mitigation

Hazards Addressed	Winter Storms/Freezes
Local Planning Mechanism	Public Works
Estimated Time Frame for Completion	Working with Alabama Department of Transportation
Estimated Cost	
Funding Source	FEMA/Local/State
Priority/Status	High; Replaced This mitigation action has been replaced with a new action in order to streamline the plan and to adopt the “all hazards” approach within mitigation planning and awareness.
Action Description	Conduct Winter Weather Risk Awareness Activities
Goal	Public Education and Awareness
Hazards Addressed	Winter Storms/Freezes
Local Planning Mechanism	Police, Fire, Public Works
Estimated Time Frame for Completion	Annually
Estimated Cost	
Funding Source	Local
Priority/Status	High; Yearly; Replaced Winter Weather risk and hazard awareness is advertised annually via social media, website postings, and partnerships with the media. This mitigation action has been replaced with a new action in order to streamline the plan and to adopt the “all hazards” approach within mitigation planning and awareness
Action Description	Assist Vulnerable Populations
Goal	Property Protection Public Education and Awareness

Hazards Addressed	Winter Storms/Freezes
Local Planning Mechanism	Police, Fire, Public Works
Estimated Time Frame for Completion	2016
Estimated Cost	
Funding Source	FEMA/State/Local
Priority/Status	High; Completed; Replaced Assisting vulnerable populations is done through our volunteer organizations active in disasters ad community groups. This mitigation action has been replaced with a new action in order to streamline the plan and to adopt the “all hazards” approach within mitigation planning and awareness.
Action Description	Reduce Urban Island Heat Effect
Goal	Prevention Property Protection Structural Mitigation
Hazards Addressed	Extreme Temperatures
Local Planning Mechanism	City Council, Planning Commission, Private
Estimated Time Frame for Completion	2025
Estimated Cost	
Funding Source	FEMA/State/Local
Priority/Status	Low; Ongoing
Action Description	Increase Awareness of Extreme Temperature Risk and Safety

Goal	Public Education and Awareness
Hazards Addressed	Extreme Temperatures
Local Planning Mechanism	State, FEMA
Estimated Time Frame for Completion	Annually
Estimated Cost	
Funding Source	FEMA/State
Priority/Status	High; Yearly; Replaced Extreme Temperature hazard awareness is advertised annually via social media, website postings, and partnerships with the media. This mitigation action has been replaced with a new action in order to streamline the plan and to adopt the “all hazards” approach within mitigation planning and awareness.
Action Description	Assist Vulnerable Populations
Goal	Property Protection Public Education and Awareness
Hazards Addressed	Extreme Temperatures
Local Planning Mechanism	Police, Fire, Public Works
Estimated Time Frame for Completion	2016
Estimated Cost	
Funding Source	FEMA/State/Local
Priority/Status	High; Completed; Replaced Assisting vulnerable populations is done through our volunteer organizations active in disasters ad community groups. This mitigation action has been replaced with a new action in order to streamline the plan and to adopt the “all hazards” approach within mitigation planning and awareness.
Action Description	Educate Property Owners About Freezing Pipes

Goal	Public Education and Awareness
Hazards Addressed	Extreme Temperatures
Local Planning Mechanism	State/FEMA
Estimated Time Frame for Completion	2020
Estimated Cost	
Funding Source	FEMA/State
Priority/Status	Medium; Completed; Replaced Freezing pipe awareness falls under winter weather hazard awareness, and is advertised annually via social media, website postings, and partnerships with the media. This mitigation action has been replaced with a new action in order to streamline the plan and to adopt the “all hazards” approach within mitigation planning and awareness.
Action Description	Locate Safe Rooms to Minimize Damage
Goal	Property Protection
Hazards Addressed	Hail
Local Planning Mechanism	City Council, Building Official, State, FEMA
Estimated Time Frame for Completion	2020
Estimated Cost	
Funding Source	FEMA/State/Local
Priority/Status	High; Completed All county wide saferooms are available via the Jefferson County EMA website. This includes a searchable tool to find the closest safe room near your location.

Action Description	Protect Buildings from Hail Damage
Goal	Prevention Property Protection Structural Mitigation
Hazards Addressed	Hail
Local Planning Mechanism	City Council, State, FEMA
Estimated Time Frame for Completion	2020
Estimated Cost	
Funding Source	FEMA/State/Local
Priority/Status	Medium; Replaced This mitigation action has been replaced with a new action in order to streamline the plan and to adopt the “all hazards” approach within mitigation planning and awareness.
Action Description	Increase Hail Risk Awareness
Goal	Public Education and Awareness
Hazards Addressed	Hail
Local Planning Mechanism	State, FEMA
Estimated Time Frame for Completion	2020
Estimated Cost	
Funding Source	FEMA/State/Local
Priority/Status	Medium; Completed; Replaced Hail risk and hazard awareness is advertised annually via social media, website postings, and partnerships with the media. This mitigation action has been replaced with a new action in order to streamline the plan and to adopt the “all hazards” approach within mitigation planning and awareness.

Action Description	Map and Assess Vulnerability to Landslides
Goal	Prevention
Hazards Addressed	Landslide
Local Planning Mechanism	Local, State, FEMA
Estimated Time Frame for Completion	Ongoing
Estimated Cost	
Funding Source	FEMA/State/Local
Priority/Status	High; Ongoing
Action Description	Manage Development in Landslide Hazard Areas
Goal	Prevention
Hazards Addressed	Landslide
Local Planning Mechanism	Planning Commission
Estimated Time Frame for Completion	Ongoing
Estimated Cost	
Funding Source	Local
Priority/Status	High; Ongoing

Action Description	Prevent Impacts to Roadways
Goal	Prevention Structural Mitigation
Hazards Addressed	Landslide
Local Planning Mechanism	Public Works
Estimated Time Frame for Completion	Ongoing
Estimated Cost	
Funding Source	Local
Priority/Status	High; Ongoing; Replaced This mitigation action has been replaced with a new action in order to streamline the plan and to adopt the “all hazards” approach within mitigation planning and awareness.
Action Description	Remove Existing Buildings and Infrastructure from Landslide Hazard Areas
Goal	Property Protection Structural Mitigation
Hazards Addressed	Landslide
Local Planning Mechanism	City Council, Planning Commission, Building Official
Estimated Time Frame for Completion	>5
Estimated Cost	
Funding Source	FEMA/State/Local
Priority/Status	Medium; Ongoing

Action Description	Protect Critical Facilities and Equipment
Goal	Property Protection Structural Mitigation
Hazards Addressed	Lightning
Local Planning Mechanism	Private, LWVB
Estimated Time Frame for Completion	2020
Estimated Cost	
Funding Source	Private
Priority/Status	High; Replaced No action in past five years due to lack of funding. This mitigation action has been replaced with a new action in order to streamline the plan, and to adopt the “all hazards” approach within mitigation planning and awareness.
Action Description	Conduct Lightning Awareness Programs
Goal	Public Education and Awareness
Hazards Addressed	Lightning
Local Planning Mechanism	State, FEMA
Estimated Time Frame for Completion	2020
Estimated Cost	
Funding Source	FEMA/State

Priority/Status	Medium; Completed; Replaced Lightning hazard awareness is advertised annually via social media, website postings, and partnerships with the media. This mitigation action has been replaced with a new action in order to streamline the plan and to adopt the “all hazards” approach within mitigation planning and awareness.
Action Description	Adopt and Enforce Building Codes
Goal	Prevention Property Protection
Hazards Addressed	Severe Wind
Local Planning Mechanism	Building Official, City Council
Estimated Time Frame for Completion	2020
Estimated Cost	No Additional Cost
Funding Source	Local
Priority/Status	Medium; Replaced The previous mitigation plan had adopt and enforce building codes for every individual hazard. A new mitigation action has been developed in order to streamline the plan and to adopt the “all hazards” approach within mitigation planning.
Action Description	Promote or Require Site and Building Design Standards to Minimize Wind Damage
Goal	Prevention Property Protection
Hazards Addressed	Severe Wind
Local Planning Mechanism	Building Official, City Council
Estimated Time Frame for Completion	2020
Estimated Cost	

Funding Source	Local
Priority/Status	Medium; Incomplete No action in past five years due to lack of funding.
Action Description	Assess Vulnerability to Severe Wind
Goal	Prevention
Hazards Addressed	Severe Wind
Local Planning Mechanism	Local, State, FEMA
Estimated Time Frame for Completion	2020
Estimated Cost	
Funding Source	FEMA/State/Local
Priority/Status	Medium; Completed Vulnerability to hazards is assessed on an annual basis through open sources data and partnership with Jefferson County EMA. Due to several actions assessing vulnerability, this mitigation action has been replaced with a new action in order to streamline the plan and to adopt the “all hazards” approach within mitigation planning and awareness.
Action Description	Protect Power Lines and Infrastructure
Goal	Prevention Property Protection Structural Mitigation
Hazards Addressed	Severe Wind
Local Planning Mechanism	Private, LWWB

Estimated Time Frame for Completion	2020
Estimated Cost	
Funding Source	Private
Priority/Status	High; Replaced No action in past five years due to lack of funding. This mitigation action has been replaced with a new action in order to streamline the plan, and to adopt the “all hazards” approach within mitigation planning and awareness.
Action Description	Retrofit Residential Buildings
Goal	Prevention Property Protection Structural Mitigation
Hazards Addressed	Severe Wind
Local Planning Mechanism	State, FEMA
Estimated Time Frame for Completion	2020
Estimated Cost	
Funding Source	FEMA/State
Priority/Status	Low; Incomplete No action in past five years due to lack of funding.
Action Description	Retrofit Public Buildings and Critical Facilities
Goal	Prevention Property Protection Structural Mitigation

Hazards Addressed	Severe Wind
Local Planning Mechanism	Local, State, FEMA
Estimated Time Frame for Completion	2025
Estimated Cost	
Funding Source	FEMA/State/Local
Priority/Status	High; Ongoing
Action Description	Increase Severe Wind Risk Awareness
Goal	Public Education and Awareness
Hazards Addressed	Severe Wind
Local Planning Mechanism	Local, State, FEMA
Estimated Time Frame for Completion	2017
Estimated Cost	
Funding Source	FEMA/State/Local
Priority/Status	Medium; Replaced
	Severe Wind risk and hazard awareness is advertised annually via social media, website postings, and partnerships with the media. This mitigation action has been replaced with a new action in order to streamline the plan and to adopt the “all hazards” approach within mitigation planning and awareness.
Action Description	Assess Community Risk

Goal	Prevention
Hazards Addressed	Multiple Hazards
Local Planning Mechanism	City Council, Planning Commission, Police, Fire, Public Works
Estimated Time Frame for Completion	2018
Estimated Cost	
Funding Source	FEMA/State/Local
Priority/Status	High; Completed
Action Description	Map Community Risk
Goal	Prevention
Hazards Addressed	Multiple Hazards
Local Planning Mechanism	Planning Commission
Estimated Time Frame for Completion	2025
Estimated Cost	
Funding Source	FEMA/State/Local
Priority/Status	High; Ongoing

Action Description	Prevent Development in Hazard Areas
Goal	Prevention
Hazards Addressed	Multiple Hazards
Local Planning Mechanism	Planning Commission
Estimated Time Frame for Completion	2025
Estimated Cost	
Funding Source	FEMA/State/Local
Priority/Status	High; Ongoing
Action Description	Adopt Development Regulations in Hazard Areas
Goal	Prevention
Hazards Addressed	Multiple Hazards
Local Planning Mechanism	City Council, Planning Commission
Estimated Time Frame for Completion	2025
Estimated Cost	
Funding Source	FEMA/State/Local
Priority/Status	Medium; Ongoing

Action Description	Limit Density in Hazard Areas
Goal	Prevention
Hazards Addressed	Multiple Hazards
Local Planning Mechanism	Planning Commission
Estimated Time Frame for Completion	2025
Estimated Cost	No Additional Cost
Funding Source	Local
Priority/Status	Medium; Ongoing
Action Description	Integrate Mitigation into Local Planning
Goal	Prevention
Hazards Addressed	Multiple Hazards
Local Planning Mechanism	Planning Commission
Estimated Time Frame for Completion	2016
Estimated Cost	No Additional Cost
Funding Source	Local
Priority/Status	Medium; Completed

Action Description	Strengthen Land Use Regulations
Goal	Prevention
Hazards Addressed	Multiple Hazards
Local Planning Mechanism	City Council, Planning Commission
Estimated Time Frame for Completion	2025
Estimated Cost	
Funding Source	Local
Priority/Status	Medium; Incomplete No action in past five years due to lack of funding. The time frame for this action has been extended in order to see completion.
Action Description	Adopt and Enforce Building Codes
Goal	Prevention Property Protection
Hazards Addressed	Multiple Hazards
Local Planning Mechanism	Building Official, City Council
Estimated Time Frame for Completion	2020
Estimated Cost	No Additional Cost
Funding Source	Local
Priority/Status	Medium; Replaced The previous mitigation plan had adopt and enforce building codes for every individual hazard. A new mitigation action has been developed in order to streamline the plan and to adopt the “all hazards” approach within mitigation planning.

Action Description	Create Local Funding Mechanisms for Hazard Mitigation
Goal	Prevention
Hazards Addressed	Multiple Hazards
Local Planning Mechanism	City Council, State, FEMA
Estimated Time Frame for Completion	2020
Estimated Cost	
Funding Source	FEMA/State/Local
Priority/Status	High; Incomplete This action has not been completed due to lack of funding.
Action Description	Incentivize Hazard Mitigation
Goal	Prevention
Hazards Addressed	Multiple Hazards
Local Planning Mechanism	City Council, State, FEMA
Estimated Time Frame for Completion	2020
Estimated Cost	
Funding Source	FEMA/State/Local
Priority/Status	Medium; Incomplete This action has not been completed due to lack of funding.

Action Description	Monitor Mitigation Plan Implementation
Goal	Prevention
Hazards Addressed	Multiple Hazards
Local Planning Mechanism	Planning Commission
Estimated Time Frame for Completion	Annually
Estimated Cost	
Funding Source	Local
Priority/Status	High; Yearly
Action Description	Protect Structures
Goal	Prevention Property Protection Structural Mitigation
Hazards Addressed	Multiple Hazards
Local Planning Mechanism	Police, Fire, Public Works, State, FEMA
Estimated Time Frame for Completion	2025
Estimated Cost	
Funding Source	FEMA/State/Local/Private

Priority/Status	High; Ongoing
Action Description	Protect Infrastructure and Critical Facilities
Goal	Property Protection Structural Mitigation
Hazards Addressed	Multiple Hazards
Local Planning Mechanism	Police, Fire, Public Works
Estimated Time Frame for Completion	2025
Estimated Cost	
Funding Source	FEMA/State/Local/Private
Priority/Status	High; Replaced No action in past five years due to lack of funding. This mitigation action has been replaced with a new action in order to streamline the plan, and to adopt the “all hazards” approach within mitigation planning and awareness
Action Description	Increase Hazard Education and Risk Awareness
Goal	Public Education and Awareness
Hazards Addressed	Multiple Hazards
Local Planning Mechanism	Local, State, FEMA

Estimated Time Frame for Completion	2017
Estimated Cost	
Funding Source	FEMA/State/Local
Priority/Status	High; Completed
Action Description	Improve Household Disaster Preparedness
Goal	Public Education and Awareness
Hazards Addressed	Multiple Hazards
Local Planning Mechanism	Local, State, FEMA
Estimated Time Frame for Completion	2017
Estimated Cost	
Funding Source	FEMA/State/Local
Priority/Status	High; Completed
Action Description	Promote Private Mitigation Efforts
Goal	Public Education and Awareness
Hazards Addressed	Multiple Hazards
Local Planning Mechanism	State, FEMA

Estimated Time Frame for Completion	2017
Estimated Cost	
Funding Source	FEMA/State
Priority/Status	Medium; Completed
Action Description	Add Outdoor Warning Sirens Inside Municipal Boundary
Goal	Emergency Services Public Education and Awareness
Hazards Addressed	Multiple Hazards
Local Planning Mechanism	Jefferson County Emergency Management Agency, Mayors Office
Estimated Time Frame for Completion	Long Term
Estimated Cost	Unknown
Funding Source	Local/ State/ Federal
Priority/Status	New Action; High
Action Description	Build and/or Purchase Saferooms And Place Inside Municipal Boundary
Goal	Prevention Emergency Services Public Education and Awareness

Hazards Addressed	Multiple Hazards
Local Planning Mechanism	Mayor's Office, Jefferson County EMA
Estimated Time Frame for Completion	Long Term
Estimated Cost	Unknown
Funding Source	Local/State/Federal
Priority/Status	New Action; High
Action Description	Protect and/or Retrofit Critical Facilities and Infrastructure.
Goal	Prevention Property Protection Structural Mitigation
Hazards Addressed	All Hazards
Local Planning Mechanism	Mayor's Office, Jefferson County EMA
Estimated Time Frame for Completion	Long Term
Estimated Cost	
Funding Source	FEMA/State/Local
Priority/Status	New; High; Yearly The previous mitigation plan had Protect Critical Facilities and Infrastructure for every individual hazard. This mitigation action replaces those actions in order to streamline the plan and to adopt the "all hazards" approach within mitigation planning.

Action Description	Protect and/or Retrofit Utility Infrastructure
Goal	Prevention Property Protection Structural Mitigation
Hazards Addressed	All Hazards
Local Planning Mechanism	Mayor's Office, Jefferson County EMA
Estimated Time Frame for Completion	Long Term
Estimated Cost	
Funding Source	FEMA/State/Local
Priority/Status	New; High; The previous mitigation plan had Protect and/or Retrofit Utility Infrastructure for every individual hazard. This mitigation action replaces those actions in order to streamline the plan and to adopt the "all hazards" approach within mitigation planning.
Action Description	Assess Vulnerability and Hazard Risk
Goal	Emergency Services Public Education and Awareness Prevention Property Protection Structural Mitigation
Hazards Addressed	Multiple Hazards
Local Planning Mechanism	Jefferson County Emergency Management Agency, Mayors Office
Estimated Time Frame for Completion	Long Term
Estimated Cost	Unknown
Funding Source	Local, State, Federal
Priority/Status	New Action; High

Action Description	Increase Hazard Awareness and Increase Preparedness Within the Home through campaigns, fairs, seminars, direct mailings, materials, public service announcements, and other means of communications
Goal	Emergency Services Public Education and Awareness Prevention
Hazards Addressed	Multiple Hazards
Local Planning Mechanism	Jefferson County Emergency Management Agency, Mayors Office, Fire Department
Estimated Time Frame for Completion	Long Term
Estimated Cost	Unknown
Funding Source	Local, State, Federal
Priority/Status	New; High; Ongoing
Action Description	Adopt and enforce building codes
Goal	Property Protection Structural Mitigation Prevention
Hazards Addressed	Multiple Hazards
Local Planning Mechanism	Jefferson County Emergency Management Agency, Mayors Office, Fire Department, Building Inspection, Engineering Department
Estimated Time Frame for Completion	Long Term
Estimated Cost	Unknown
Funding Source	Local, State, Federal
Priority/Status	New; Medium; Ongoing

Action Description	Assist Vulnerable Populations
Goal	Public Education and Awareness Prevention
Hazards Addressed	Multiple Hazards
Local Planning Mechanism	Jefferson County Emergency Management Agency, Mayors Office, Jefferson County VOAD
Estimated Time Frame for Completion	Long Term
Estimated Cost	Unknown
Funding Source	Local, State and Federal
Priority/Status	New; High; Ongoing

Action Description	Remove Existing buildings and infrastructure from hazard areas
Goal	Property Protection Structural Mitigation Prevention
Hazards Addressed	Multiple Hazards
Local Planning Mechanism	Jefferson County Emergency Management Agency, Mayors Office
Estimated Time Frame for Completion	Long Term
Estimated Cost	Unknown
Funding Source	Local, State, Federal
Priority/Status	New; Medium
Action Description	Reduce impacts to roadways and bridges

Goal	Emergency Services Structural Mitigation Prevention
Hazards Addressed	Multiple Hazards
Local Planning Mechanism	Jefferson County Emergency Management Agency, Mayors Office, Public Works, ALDOT
Estimated Time Frame for Completion	Long Term
Estimated Cost	Unknown
Funding Source	Local, State and Federal
Priority/Status	New; Medium
Action Description	Construct Hazard Resilient Facilities and Infrastructure in order to provide continuity of operations and government.
Goal	Emergency Services Property Protection Structural Mitigation Prevention
Hazards Addressed	Multiple Hazards
Local Planning Mechanism	Jefferson County Emergency Management Agency
Estimated Time Frame for Completion	Long Term
Estimated Cost	Unknown
Funding Source	Local, State and Federal
Priority/Status	New; Low

Lipscomb's Mitigation Action Plan	
Action Description	Hazard Awareness Weeks
Goal	Public Education and Awareness
Hazards Addressed	All Hazards
Local Planning Mechanism	Jefferson County EMA
Estimated Time Frame for Completion	Annually
Estimated Cost	No Additional Cost
Funding Source	Local;
Priority/Status	High; Yearly; Replaced Hazard awareness weeks are advertised via social media and websites in partnership with the Jefferson County EMA. This mitigation action has been replaced with a new action in order to streamline the plan and to adopt the “all hazards” approach within mitigation planning and awareness

Action Description	Preparedness Handbooks, Brochures. Distribution of Severe Weather Guides, Homeowner's Retrofit Guide, Etc.
Goal	Public Education and Awareness
Hazards Addressed	All Hazards
Local Planning Mechanism	Jefferson County EMA
Estimated Time Frame for Completion	Seasonal
Estimated Cost	No Additional Cost
Funding Source	Local
Priority/Status	High; Yearly; Replaced Brochures and information are provided to the public in various ways via the agency website, social media, and public engagement events. This mitigation action has been replaced with a new action in order to streamline the plan and to adopt the "all hazards" approach within mitigation planning and awareness.
Action Description	Emergency Preparedness Education Programs for Schools.
Goal	Public Education and Awareness
Hazards Addressed	All Hazards
Local Planning Mechanism	Jefferson County EMA
Estimated Time Frame for Completion	Ongoing, Annually September
Estimated Cost	No Additional Cost
Funding Source	Local
Priority/Status	High; Yearly Various public safety organizations have provided presentations and safety fairs to school children within the jurisdiction.
Action Description	Everbridge Emergency Alert Notifications

Goal	Emergency Services Public Education and Awareness
Hazards Addressed	All Hazards
Local Planning Mechanism	Jefferson County EMA, Fire Department
Estimated Time Frame for Completion	Quarterly Drill with Mayors, Police Chiefs
Estimated Cost	No Additional Cost
Funding Source	Local
Priority/Status	High; Yearly
Action Description	Hazard “Safety Fairs”.
Goal	Public Education and Awareness
Hazards Addressed	All Hazards
Local Planning Mechanism	Jefferson County EMA
Estimated Time Frame for Completion	Ongoing, Booths Set Up at Public Events Annually
Estimated Cost	No Additional Cost
Funding Source	Local
Priority/Status	High; Yearly; Replaced These events occur annually, via visits to schools, community events, community groups and our large annual event also known as “Be Ready Day.” This mitigation action has been replaced with a new action in order to streamline the plan and to adopt the “all hazards” approach within mitigation planning and awareness.
Action Description	Hazard Conferences, Seminars.
Goal	Public Education and Awareness
Hazards Addressed	All Hazards
Local Planning Mechanism	Jefferson County EMA, Mayor, City Council
Estimated Time Frame for Completion	Ongoing, Send Out Training Information Using Local News and Community Flyers.
Estimated Cost	No Additional Cost

Funding Source	Local
Priority/Status	High; Ongoing; Replaced
	No action in past five years due to lack of funding. This mitigation action has been replaced with a new action in order to streamline the plan and to adopt the “all hazards” approach within mitigation planning and awareness.
Action Description	Monitor Drought Conditions
Goal	Prevention Natural Resource Protection
Hazards Addressed	Droughts
Local Planning Mechanism	Jefferson County EMA, Local Water Utilities
Estimated Time Frame for Completion	Seasonally
Estimated Cost	
Funding Source	Local/Private
Priority/Status	Medium; Yearly
Action Description	Monitor Water Supply
Goal	Prevention Natural Resource Protection
Hazards Addressed	Drought
Local Planning Mechanism	Water Utilities
Estimated Time Frame for Completion	Continuously
Estimated Cost	No Additional Cost
Funding Source	Local/Private
Priority/Status	High; Ongoing

Action Description	Plan for Drought
Goal	Prevention Natural Resource Protection
Hazards Addressed	Drought
Local Planning Mechanism	Jefferson County EMA, Water Utilities
Estimated Time Frame for Completion	2020
Estimated Cost	
Funding Source	Local/Private
Priority/Status	Medium; Completed Drought planning is done annually in partnership with the EMA.
Action Description	Require Water Conservation During Drought Conditions.
Goal	Prevention Natural Resource Protection
Hazards Addressed	Drought
Local Planning Mechanism	Water Utilities
Estimated Time Frame for Completion	Annually
Estimated Cost	No Additional Cost
Funding Source	Local/Private
Priority/Status	High; Yearly
Action Description	Educate Residents on Water Saving Techniques.
Goal	Natural Resource Protection Public Education and Awareness

Hazards Addressed	Drought
Local Planning Mechanism	Jefferson County EMA, Water Utilities
Estimated Time Frame for Completion	Semi-Annually
Estimated Cost	No Additional Cost
Funding Source	Local/Private
Priority/Status	High; Yearly; Replaced Water saving techniques are broadcasted and amplified when extended periods of low to no precipitation occurs. This information is published via social media, website, meetings and local partnerships with news media. This mitigation action has been replaced with a new action in order to streamline the plan and to adopt the “all hazards” approach within mitigation planning and awareness.
Action Description	Increase Earthquake Risk Awareness.
Goal	Public Education and Awareness
Hazards Addressed	Earthquakes
Local Planning Mechanism	Jefferson County EMA, AEMA
Estimated Time Frame for Completion	Provide FEMA’s Information to Educate Local Citizens on A Semi-Annual Basis.
Estimated Cost	No Additional Cost
Funding Source	State/Local
Priority/Status	Medium; Yearly; Replaced Earthquake awareness has been advertised via social media and website postings. This mitigation action has been replaced with a new action in order to streamline the plan and to adopt the “all hazards” approach within mitigation planning and awareness.
Action Description	Incorporate Flood Mitigation in Local Planning.

Goal	Prevention
Hazards Addressed	Flooding
Local Planning Mechanism	Mayor, City Council
Estimated Time Frame for Completion	Annually
Estimated Cost	
Funding Source	Local
Priority/Status	High; Yearly
Action Description	Improve Stormwater Management Planning.
Goal	Prevention Property Protection Natural Resource Protection
Hazards Addressed	Flooding
Local Planning Mechanism	Mayor, City Council, SWMA
Estimated Time Frame for Completion	Annually
Estimated Cost	
Funding Source	Local
Priority/Status	High; Yearly
Action Description	Adopt Policies to Reduce Stormwater Runoff.

Goal	Prevention Property Protection Natural Resource Protection Structural Mitigation
Hazards Addressed	Flooding
Local Planning Mechanism	Mayor, City Council, SWMA
Estimated Time Frame for Completion	2025
Estimated Cost	
Funding Source	Local
Priority/Status	High; This action has not been completed due to lack of funding. Due to the importance of this action, the time frame has been extended in order to see completion.
Action Description	Improve Stormwater Drainage System Capacity
Goal	Property Protection Structural Mitigation
Hazards Addressed	Flooding
Local Planning Mechanism	Mayor, City Council, SWMA

Estimated Time Frame for Completion	2025
Estimated Cost	
Funding Source	FEMA/State/Local
Priority/Status	Low; Ongoing
Action Description	Conduct Regular Maintenance of Drainage Systems and Flood Control Structures
Goal	Property Protection Natural Resource Protection Structural Mitigation
Hazards Addressed	Flooding
Local Planning Mechanism	Public Works Department
Estimated Time Frame for Completion	2025
Estimated Cost	
Funding Source	Local
Priority/Status	High; This action has not been completed due to lack of funding. Due to the importance of this action, the time frame has been extended in order to see completion.
Action Description	Construct Flood Control Measures.
Goal	Prevention
Hazards Addressed	Flooding
Local Planning Mechanism	Mayor, City Council, Public Works
Estimated Time Frame for Completion	2025

Estimated Cost	
Funding Source	FEMA/State/Local
Priority/Status	Low; Ongoing
Action Description	Increase Awareness of Flood Risk and Safety
Goal	Public Education and Awareness
Hazards Addressed	Flooding
Local Planning Mechanism	Jefferson County EMA
Estimated Time Frame for Completion	Annually
Estimated Cost	No Additional Cost
Funding Source	Local
Priority/Status	High; Yearly; Replaced
	Flood Risk and Safety is advertised via social media and websites, as well as through partnerships with local media. This mitigation action has been replaced with a new action in order to streamline the plan and to adopt the “all hazards” approach within mitigation planning and awareness.
Action Description	Educate Property Owners About Flood Mitigation Techniques
Goal	Public Education and Awareness
Hazards Addressed	Flooding
Local Planning Mechanism	Jefferson County EMA
Estimated Time Frame for Completion	Annually
Estimated Cost	
Funding Source	FEMA/State/Local

Priority/Status	High; Yearly; Replaced This mitigation action has been replaced with a new action in order to streamline the plan and to adopt the “all hazards” approach within mitigation planning and awareness.
Action Description	Increase Awareness of Erosion Hazards
Goal	Public Education and Awareness
Hazards Addressed	Landslides/Erosion
Local Planning Mechanism	Jefferson County EMA
Estimated Time Frame for Completion	Annually
Estimated Cost	No Additional Cost
Funding Source	Local
Priority/Status	High; Yearly; Replaced Erosion hazard awareness is advertised annually via social media and agency websites. This mitigation action has been replaced with a new action in order to streamline the plan and to adopt the “all hazards” approach within mitigation planning and awareness.

Action Description	Educate Residents About Subsidence
Goal	Public Education and Awareness
Hazards Addressed	Land Subsidence
Local Planning Mechanism	Jefferson County EMA
Estimated Time Frame for Completion	Annually
Estimated Cost	
Funding Source	FEMA/State/Local
Priority/Status	High; Yearly; Replaced Subsidence hazard awareness is advertised annually via social media, website postings, and partnerships with the media. This mitigation action has been replaced with a new action in order to streamline the plan and to adopt the “all hazards” approach within mitigation planning and awareness.

Action Description	Encourage Construction of Safe Rooms
Goal	Property Protection Structural Mitigation Public Education and Awareness
Hazards Addressed	Tornadoes
Local Planning Mechanism	Mayor, City Council, Jefferson County EMA, AEMA, FEMA
Estimated Time Frame for Completion	Ongoing, most of the citizens rely on grant funds to construct safe rooms, some of the citizens have been listed on the wait list.
Estimated Cost	
Funding Source	FEMA/State/Local
Priority/Status	High; Ongoing

Action Description	Conduct Tornado Awareness Activities
Goal	Public Education and Awareness
Hazards Addressed	Tornadoes
Local Planning Mechanism	Jefferson County EMA, AEMA, FEMA
Estimated Time Frame for Completion	Ongoing, Annually
Estimated Cost	
Funding Source	Local
Priority/Status	High; Ongoing; Replaced Tornado hazard awareness is advertised annually via social media, website postings, and partnerships with the media. This mitigation action has been replaced with a new action in order to streamline the plan and to adopt the “all hazards” approach within mitigation planning and awareness.
Action Description	Increase Wildfire Risk Awareness
Goal	Public Education and Awareness
Hazards Addressed	Wildfires
Local Planning Mechanism	Jefferson County EMA, Alabama Forestry Commission
Estimated Time Frame for Completion	Annually
Estimated Cost	No Additional Cost
Funding Source	State/Local
Priority/Status	High; Yearly; Replaced Wildfire hazard awareness is advertised annually via social media, website postings, and partnerships with the media. This mitigation action has been replaced with a new action in order to streamline the plan and to adopt the “all hazards” approach within mitigation planning and awareness.

Action Description	Educate Property Owners About Wildfire Mitigation Techniques
Goal	Public Education and Awareness
Hazards Addressed	Wildfires
Local Planning Mechanism	Jefferson County EMA, Alabama Forestry Commission
Estimated Time Frame for Completion	Annually
Estimated Cost	
Funding Source	State/Local
Priority/Status	Medium; Yearly; Replaced Wildfire mitigation techniques and hazard awareness is advertised annually via social media, website postings, and partnerships with the media. This mitigation action has been replaced with a new action in order to streamline the plan and to adopt the “all hazards” approach within mitigation planning and awareness.
Action Description	Conduct Winter Weather Risk Awareness Activities
Goal	Public Education and Awareness
Hazards Addressed	Winter Storms/Freezes
Local Planning Mechanism	Jefferson County EMA
Estimated Time Frame for Completion	Annually
Estimated Cost	No Additional Cost
Funding Source	Local
Priority/Status	Medium; Yearly; Replaced Winter Weather risk and hazard awareness is advertised annually via social media, website postings, and partnerships with the media. This mitigation action has been replaced with a new action in order to streamline the plan and to adopt the “all hazards” approach within mitigation planning and awareness.

Action Description	Educate Property Owners About Freezing Pipes
Goal	Public Education and Awareness
Hazards Addressed	Extreme Temperatures
Local Planning Mechanism	Jefferson County EMA, Water Utilities
Estimated Time Frame for Completion	Annually
Estimated Cost	
Funding Source	Local
Priority/Status	Medium; Yearly; Replaced Freezing pipe awareness falls under winter weather hazard awareness, and is advertised annually via social media, website postings, and partnerships with the media. This mitigation action has been replaced with a new action in order to streamline the plan and to adopt the “all hazards” approach within mitigation planning and awareness.
Action Description	Increase Awareness of Extreme Temperature Risk and Safety
Goal	Public Education and Awareness
Hazards Addressed	Extreme Temperatures
Local Planning Mechanism	Jefferson County EMA
Estimated Time Frame for Completion	Annually
Estimated Cost	No Additional Cost
Funding Source	Local/Private
Priority/Status	High; Yearly; Replaced Extreme Temperature hazard awareness is advertised annually via social media, website postings, and partnerships with the media. This mitigation action has been replaced with a new action in order to streamline the plan and to adopt the “all hazards” approach within mitigation planning and awareness.

Action Description	Increase Hail Risk Awareness
Goal	Public Education and Awareness
Hazards Addressed	Hail
Local Planning Mechanism	Jefferson County EMA
Estimated Time Frame for Completion	Annually
Estimated Cost	No Additional Cost
Funding Source	Local
Priority/Status	High; Yearly; Replaced
Action Description	Conduct Lightning Awareness Programs
Goal	Public Education and Awareness
Hazards Addressed	Lightning
Local Planning Mechanism	Jefferson County EMA, Alabama Power
Estimated Time Frame for Completion	Annually
Estimated Cost	
Funding Source	Local/Private
Priority/Status	High; Yearly; Replaced
	Lightning hazard awareness is advertised annually via social media, website postings, and partnerships with the media. This mitigation action has been replaced with a new action in order to streamline the plan and to adopt the “all hazards” approach within mitigation planning and awareness.
Action Description	Increase Severe Wind Risk Awareness
Goal	Public Education and Awareness

Hazards Addressed	Severe Wind
Local Planning Mechanism	Jefferson County EMA
Estimated Time Frame for Completion	2017
Estimated Cost	No Additional Cost
Funding Source	Local
Priority/Status	High; Completed; Replaced Severe Wind risk and hazard awareness is advertised annually via social media, website postings, and partnerships with the media. This mitigation action has been replaced with a new action in order to streamline the plan and to adopt the “all hazards” approach within mitigation planning and awareness.
Action Description	Assess Community Risk
Goal	Prevention
Hazards Addressed	Multiple Hazards
Local Planning Mechanism	Jefferson County EMA
Estimated Time Frame for Completion	2018
Estimated Cost	
Funding Source	Local
Priority/Status	High; Completed
Action Description	Protect Infrastructure and Critical Facilities
Goal	Property Protection Structural Mitigation
Hazards Addressed	Multiple Hazards
Local Planning Mechanism	Public Works Department, Fire Department

Estimated Time Frame for Completion	2025
Estimated Cost	
Funding Source	Local
Priority/Status	High; Ongoing
Action Description	Increase Hazard Education and Risk Awareness
Goal	Public Education and Awareness
Hazards Addressed	Multiple Hazards
Local Planning Mechanism	Jefferson County EMA
Estimated Time Frame for Completion	2017
Estimated Cost	No Additional Cost
Funding Source	Local
Priority/Status	High; Completed
Action Description	Improve Household Disaster Preparedness
Goal	Public Education and Awareness
Hazards Addressed	Multiple Hazards
Local Planning Mechanism	Jefferson County EMA, Mayor, City Council
Estimated Time Frame for Completion	2017
Estimated Cost	
Funding Source	Local
Priority/Status	High; Completed

Action Description	Promote Private Mitigation Efforts
Goal	Public Education and Awareness
Hazards Addressed	Multiple Hazards
Local Planning Mechanism	Jefferson County EMA, AEMA, FEMA, Mayor, City Council
Estimated Time Frame for Completion	Annually
Estimated Cost	
Funding Source	FEMA/State/Local
Priority/Status	Medium; Annually Promoting private mitigation funding needs to happen on an annual basis when funds are available to constituents. The time frame has been changed to an annual occurrence.
Action Description	Add Outdoor Warning Sirens Inside Municipal Boundary
Goal	Emergency Services Public Education and Awareness
Hazards Addressed	Multiple Hazards
Local Planning Mechanism	Jefferson County Emergency Management Agency, Mayors Office
Estimated Time Frame for Completion	Long Term
Estimated Cost	Unknown
Funding Source	Local/ State/ Federal
Priority/Status	New Action; High

Action Description	Build and/or Purchase Saferooms And Place Inside Municipal Boundary
Goal	Prevention Emergency Services Public Education and Awareness
Hazards Addressed	Multiple Hazards
Local Planning Mechanism	Mayor's Office, Jefferson County EMA
Estimated Time Frame for Completion	Long Term
Estimated Cost	Unknown
Funding Source	Local/State/Federal
Priority/Status	New Action; High
Action Description	Protect and/or Retrofit Critical Facilities and Infrastructure.
Goal	Prevention Property Protection Structural Mitigation
Hazards Addressed	All Hazards
Local Planning Mechanism	Mayor's Office, Jefferson County EMA
Estimated Time Frame for Completion	Long Term
Estimated Cost	
Funding Source	FEMA/State/Local
Priority/Status	New; High; Yearly
	The previous mitigation plan had Protect Critical Facilities and Infrastructure for every individual hazard. This mitigation action replaces those actions in order to streamline the plan and to adopt the "all hazards" approach within mitigation planning.

Action Description	Protect and/or Retrofit Utility Infrastructure
Goal	Prevention Property Protection Structural Mitigation
Hazards Addressed	All Hazards
Local Planning Mechanism	Mayor's Office, Jefferson County EMA
Estimated Time Frame for Completion	Long Term
Estimated Cost	
Funding Source	FEMA/State/Local
Priority/Status	New; High; The previous mitigation plan had Protect and/or Retrofit Utility Infrastructure for every individual hazard. This mitigation action replaces those actions in order to streamline the plan and to adopt the "all hazards" approach within mitigation planning.
Action Description	Assess Vulnerability and Hazard Risk
Goal	Emergency Services Public Education and Awareness Prevention Property Protection Structural Mitigation
Hazards Addressed	Multiple Hazards
Local Planning Mechanism	Jefferson County Emergency Management Agency, Mayors Office
Estimated Time Frame for Completion	Long Term
Estimated Cost	Unknown
Funding Source	Local, State, Federal
Priority/Status	New Action; High

Action Description	Increase Hazard Awareness and Increase Preparedness Within the Home through campaigns, fairs, seminars, direct mailings, materials, public service announcements, and other means of communications
Goal	Emergency Services Public Education and Awareness Prevention
Hazards Addressed	Multiple Hazards
Local Planning Mechanism	Jefferson County Emergency Management Agency, Mayors Office, Fire Department
Estimated Time Frame for Completion	Long Term
Estimated Cost	Unknown
Funding Source	Local, State, Federal
Priority/Status	New; High; Ongoing
Action Description	Adopt and enforce building codes
Goal	Property Protection Structural Mitigation Prevention
Hazards Addressed	Multiple Hazards
Local Planning Mechanism	Jefferson County Emergency Management Agency, Mayors Office, Fire Department, Building Inspection, Engineering Department
Estimated Time Frame for Completion	Long Term
Estimated Cost	Unknown
Funding Source	Local, State, Federal
Priority/Status	New; Medium; Ongoing

Action Description	Assist Vulnerable Populations
Goal	Public Education and Awareness Prevention
Hazards Addressed	Multiple Hazards
Local Planning Mechanism	Jefferson County Emergency Management Agency, Mayors Office, Jefferson County VOAD
Estimated Time Frame for Completion	Long Term
Estimated Cost	Unknown
Funding Source	Local, State and Federal
Priority/Status	New; High; Ongoing

Action Description	Remove Existing buildings and infrastructure from hazard areas
Goal	Property Protection Structural Mitigation Prevention
Hazards Addressed	Multiple Hazards
Local Planning Mechanism	Jefferson County Emergency Management Agency, Mayors Office
Estimated Time Frame for Completion	Long Term
Estimated Cost	Unknown
Funding Source	Local, State, Federal
Priority/Status	New; Medium
Action Description	Reduce impacts to roadways and bridges

Goal	Emergency Services Structural Mitigation Prevention
Hazards Addressed	Multiple Hazards
Local Planning Mechanism	Jefferson County Emergency Management Agency, Mayors Office, Public Works, ALDOT
Estimated Time Frame for Completion	Long Term
Estimated Cost	Unknown
Funding Source	Local, State and Federal
Priority/Status	New; Medium
Action Description	Construct Hazard Resilient Facilities and Infrastructure in order to provide continuity of operations and government.
Goal	Emergency Services Property Protection Structural Mitigation Prevention
Hazards Addressed	Multiple Hazards
Local Planning Mechanism	Jefferson County Emergency Management Agency
Estimated Time Frame for Completion	Long Term
Estimated Cost	Unknown
Funding Source	Local, State and Federal
Priority/Status	New; Low

Maytown's Mitigation Action Plan	
Action Description	Add Outdoor Warning Sirens Inside Municipal Boundary
Goal	Emergency Services Public Education and Awareness
Hazards Addressed	Multiple Hazards
Local Planning Mechanism	Jefferson County Emergency Management Agency, Mayors Office
Estimated Time Frame for Completion	Long Term
Estimated Cost	Unknown
Funding Source	Local/ State/ Federal
Priority/Status	New Action; High
Action Description	Build and/or Purchase Saferooms And Place Inside Municipal Boundary
Goal	Prevention Emergency Services Public Education and Awareness
Hazards Addressed	Multiple Hazards
Local Planning Mechanism	Mayor's Office, Jefferson County EMA
Estimated Time Frame for Completion	Long Term
Estimated Cost	Unknown
Funding Source	Local/State/Federal
Priority/Status	New Action; High
Action Description	Protect and/or Retrofit Critical Facilities and Infrastructure.
Goal	Prevention Property Protection Structural Mitigation
Hazards Addressed	All Hazards
Local Planning Mechanism	Mayor's Office, Jefferson County EMA

Estimated Time Frame for Completion	Long Term
Estimated Cost	
Funding Source	FEMA/State/Local
Priority/Status	New; High; Yearly The previous mitigation plan had Protect Critical Facilities and Infrastructure for every individual hazard. This mitigation action replaces those actions in order to streamline the plan and to adopt the “all hazards” approach within mitigation planning.
Action Description	Protect and/or Retrofit Utility Infrastructure
Goal	Prevention Property Protection Structural Mitigation
Hazards Addressed	All Hazards
Local Planning Mechanism	Mayor’s Office, Jefferson County EMA
Estimated Time Frame for Completion	Long Term
Estimated Cost	
Funding Source	FEMA/State/Local
Priority/Status	New; High; The previous mitigation plan had Protect and/or Retrofit Utility Infrastructure for every individual hazard. This mitigation action replaces those actions in order to streamline the plan and to adopt the “all hazards” approach within mitigation planning.
Action Description	Assess Vulnerability and Hazard Risk
Goal	Emergency Services Public Education and Awareness Prevention Property Protection Structural Mitigation

Hazards Addressed	Multiple Hazards
Local Planning Mechanism	Jefferson County Emergency Management Agency, Mayors Office
Estimated Time Frame for Completion	Long Term
Estimated Cost	Unknown
Funding Source	Local, State, Federal
Priority/Status	New Action; High
Action Description	Increase Hazard Awareness and Increase Preparedness Within the Home through campaigns, fairs, seminars, direct mailings, materials, public service announcements, and other means of communications
Goal	Emergency Services Public Education and Awareness Prevention
Hazards Addressed	Multiple Hazards
Local Planning Mechanism	Jefferson County Emergency Management Agency, Mayors Office, Fire Department
Estimated Time Frame for Completion	Long Term
Estimated Cost	Unknown
Funding Source	Local, State, Federal
Priority/Status	New; High; Ongoing
Action Description	Adopt and enforce building codes
Goal	Property Protection Structural Mitigation Prevention
Hazards Addressed	Multiple Hazards
Local Planning Mechanism	Jefferson County Emergency Management Agency, Mayors Office, Fire Department, Building Inspection, Engineering Department
Estimated Time Frame for Completion	Long Term
Estimated Cost	Unknown

Action Description	Assist Vulnerable Populations
Goal	Public Education and Awareness Prevention
Hazards Addressed	Multiple Hazards
Local Planning Mechanism	Jefferson County Emergency Management Agency, Mayors Office, Jefferson County VOAD
Estimated Time Frame for Completion	Long Term
Estimated Cost	Unknown
Funding Source	Local, State and Federal
Priority/Status	New; High; Ongoing

Action Description	Remove Existing buildings and infrastructure from hazard areas
Goal	Property Protection Structural Mitigation Prevention
Hazards Addressed	Multiple Hazards
Local Planning Mechanism	Jefferson County Emergency Management Agency, Mayors Office
Estimated Time Frame for Completion	Long Term
Estimated Cost	Unknown
Funding Source	Local, State, Federal
Priority/Status	New; Medium
Funding Source	Local, State, Federal
Priority/Status	New; Medium; Ongoing

Action Description	Reduce impacts to roadways and bridges
Goal	Emergency Services Structural Mitigation Prevention
Hazards Addressed	Multiple Hazards
Local Planning Mechanism	Jefferson County Emergency Management Agency, Mayors Office, Public Works, ALDOT
Estimated Time Frame for Completion	Long Term
Estimated Cost	Unknown
Funding Source	Local, State and Federal
Priority/Status	New; Medium
Action Description	Construct Hazard Resilient Facilities and Infrastructure in order to provide continuity of operations and government.
Goal	Emergency Services Property Protection Structural Mitigation Prevention
Hazards Addressed	Multiple Hazards
Local Planning Mechanism	Jefferson County Emergency Management Agency
Estimated Time Frame for Completion	Long Term
Estimated Cost	Unknown
Funding Source	Local, State and Federal
Priority/Status	New; Low

Midfield's Mitigation Action Plan	
Action Description	Hazard Awareness Weeks
Goal	Public Education and Awareness
Hazards Addressed	All Hazards
Local Planning Mechanism	Jefferson County EMA, Mayor, City Council, School District, Fire District
Estimated Time Frame for Completion	Annually
Estimated Cost	250
Funding Source	FEMA/State/Local
Priority/Status	High; Yearly; Replaced Hazard awareness weeks are advertised via social media and websites in partnership with the Jefferson County EMA. This mitigation action has been replaced with a new action in order to streamline the plan and to adopt the “all hazards” approach within mitigation planning and awareness.
Action Description	Regular Newspaper Articles.
Goal	Public Education and Awareness
Hazards Addressed	All Hazards
Local Planning Mechanism	Jefferson County EMA, Mayor, City Council
Estimated Time Frame for Completion	Quarterly Newsletter
Estimated Cost	150
Funding Source	Local

Priority/Status	Medium; Quarterly
Action Description	Emergency Preparedness Education Programs for Schools.
Goal	Public Education and Awareness
Hazards Addressed	All Hazards
Local Planning Mechanism	State Board of Education, School District, Jefferson County EMA
Estimated Time Frame for Completion	Ongoing, Annually September
Estimated Cost	
Funding Source	FEMA/State/Local
Priority/Status	High; Yearly

Action Description	Drills, Exercises in Homes, Workplaces, Classrooms, Etc.
Goal	Public Education and Awareness
Hazards Addressed	All Hazards
Local Planning Mechanism	School District, Fire Department
Estimated Time Frame for Completion	Ongoing, Semi Annual
Estimated Cost	No Additional Cost
Funding Source	NA
Priority/Status	High; Ongoing These activities are encouraged through awareness weeks, via social media and agency websites. These activities are also required to occur within the jurisdictional school system.

Action Description	Everbridge Emergency Alert Notifications
Goal	Emergency Services Public Education and Awareness
Hazards Addressed	All Hazards
Local Planning Mechanism	Jefferson County EMA, Fire District, City Council, Mayor
Estimated Time Frame for Completion	Quarterly Drill with Mayors, Police Chief
Estimated Cost	No Additional Cost
Funding Source	Local
Priority/Status	High; Ongoing

Action Description	Public Service Announcements.
Goal	Public Education and Awareness
Hazards Addressed	All Hazards
Local Planning Mechanism	Jefferson County EMA, Mayor, City Council
Estimated Time Frame for Completion	Semi-Annually
Estimated Cost	250
Funding Source	State/Local
Priority/Status	High; Ongoing
Action Description	Hazard “Safety Fairs”.
Goal	Public Education and Awareness
Hazards Addressed	All Hazards
Local Planning Mechanism	Fire District, Jefferson County EMA, Mayor, City Council, School District
Estimated Time Frame for Completion	Ongoing, Booths Set Up at Different Public Events Annually
Estimated Cost	200
Funding Source	Local
Priority/Status	High; Yearly; Replaced These events occur annually, via visits to schools, community events, community groups and our large annual event also known as “Be Ready Day.” This mitigation action has been replaced with a new action in order to streamline the plan and to adopt the “all hazards” approach within mitigation planning and awareness.

Action Description	Hazard Conferences, Seminars.
Goal	Public Education and Awareness
Hazards Addressed	All Hazards
Local Planning Mechanism	Jefferson County EMA, Mayor, City Council
Estimated Time Frame for Completion	Ongoing, Send Out Training Information Using Local News and Community Flyers.
Estimated Cost	500
Funding Source	Local
Priority/Status	High; Ongoing; Replaced No action in past five years due to lack of funding. This mitigation action has been replaced with a new action in order to streamline the plan and to adopt the “all hazards” approach within mitigation planning and awareness.
Action Description	Direct Mailings
Goal	Public Education and Awareness
Hazards Addressed	All Hazards
Local Planning Mechanism	Fire and Police Departments, Jefferson County EMA
Estimated Time Frame for Completion	Annually, Mail Surveys Out to Update Hazard Mitigation Information
Estimated Cost	250
Funding Source	Local
Priority/Status	Medium; Yearly

Action Description	Annual Correspondence with Residents Reminding Them of The Need to Be Hazard Prepared.
Goal	Public Education and Awareness
Hazards Addressed	All Hazards
Local Planning Mechanism	FEMA, Jefferson County EMA, Fire and Police Departments
Estimated Time Frame for Completion	Annually
Estimated Cost	250
Funding Source	Local
Priority/Status	High; Yearly; Replaced Correspondence has been amplified via the use of social media platforms, and news media partnerships. This mitigation action has been replaced with a new action in order to streamline the plan and to adopt the “all hazards” approach within mitigation planning and awareness.
Action Description	Assess Vulnerability to Drought Risk
Goal	Prevention Natural Resource Protection
Hazards Addressed	Drought
Local Planning Mechanism	Mayor, City Council, Planning Department, Jefferson County EMA, Local Water District, AEMA, Utilities
Estimated Time Frame for Completion	2020
Estimated Cost	
Funding Source	Local/Private
Priority/Status	Medium; Completed

Action Description	Monitor Drought Conditions
Goal	Prevention Natural Resource Protection
Hazards Addressed	Droughts
Local Planning Mechanism	Mayor, City Council, Planning Department, Jefferson County EMA, Water Utilities, AEMA
Estimated Time Frame for Completion	Seasonally
Estimated Cost	
Funding Source	State/Local
Priority/Status	Medium; Yearly
Action Description	Monitor Water Supply
Goal	Prevention Natural Resource Protection
Hazards Addressed	Drought
Local Planning Mechanism	USGS, Mayor, City Council, Planning Department, Jefferson County EMA, Water Utilities, AEMA
Estimated Time Frame for Completion	Continuously
Estimated Cost	
Funding Source	FEMA/State/Local

Priority/Status	High; Ongoing The Water supply is monitored via our partnerships with local utilities.
Action Description	Plan for Drought
Goal	Prevention Natural Resource Protection
Hazards Addressed	Drought
Local Planning Mechanism	Mayor, City Council, Planning Department, Jefferson County EMA, Local Water Utilities
Estimated Time Frame for Completion	2020
Estimated Cost	
Funding Source	Local
Priority/Status	Medium; Completed Drought planning is done annually in partnership with the EMA.
Action Description	Require Water Conservation During Drought Conditions.
Goal	Prevention Natural Resource Protection
Hazards Addressed	Drought
Local Planning Mechanism	AEMA, Jefferson County EMA, Water Utilities, City Council
Estimated Time Frame for Completion	Annually
Estimated Cost	

Funding Source	State/Local
Priority/Status	High; Yearly
Action Description	Retrofit Water Supply Systems
Goal	Property Protection Natural Resource Protection Structural Mitigation
Hazards Addressed	Drought
Local Planning Mechanism	Public Works and Engineering Department
Estimated Time Frame for Completion	2030
Estimated Cost	20,000
Funding Source	Local
Priority/Status	Medium; Incomplete No action in past five years due to lack of funding. The time frame on this action has been extended in order to see completion.
Action Description	Enhance Landscaping and Design Measures
Goal	Natural Resource Protection
Hazards Addressed	Drought
Local Planning Mechanism	Mayor, City Council

Estimated Time Frame for Completion	2025
Estimated Cost	
Funding Source	Local
Priority/Status	Low; Ongoing
Action Description	Educate Residents on Water Saving Techniques.
Goal	Natural Resource Protection Public Education and Awareness
Hazards Addressed	Drought
Local Planning Mechanism	Jefferson County EMA, Water Utilities, Mayor, City Council
Estimated Time Frame for Completion	Semi-Annually
Estimated Cost	250
Funding Source	FEMA/State/Local
Priority/Status	Medium; Yearly; Replaced Water saving techniques are broadcasted and amplified when extended periods of low to no precipitation occurs. This information is published via social media, website, meetings and local partnerships with news media. This mitigation action has been replaced with a new action in order to streamline the plan and to adopt the “all hazards” approach within mitigation planning and awareness.
Action Description	Adopt and Enforce Building Codes.
Goal	Prevention Property Protection

Hazards Addressed	Earthquakes
Local Planning Mechanism	Building and Planning Agencies, Mayor, City Council
Estimated Time Frame for Completion	2020
Estimated Cost	
Funding Source	Local
Priority/Status	High; Replaced The previous mitigation plan had adopt and enforce building codes for every individual hazard. . This mitigation action has been replaced with a new action in order to streamline the plan and to adopt the “all hazards” approach within mitigation planning and awareness.
Action Description	Incorporate Earthquake Mitigation into Local Planning.
Goal	Prevention
Hazards Addressed	Earthquakes
Local Planning Mechanism	FEMA, AEMA, Jefferson County EMA, Mayor, City Council, Building and Planning Agencies
Estimated Time Frame for Completion	Annually
Estimated Cost	
Funding Source	Local
Priority/Status	Medium; Yearly
Action Description	Conduct Inspections of Building Safety.

Goal	Prevention Property Protection
Hazards Addressed	Earthquakes
Local Planning Mechanism	Building Department, Fire Department, State Fire Marshall
Estimated Time Frame for Completion	Long Term
Estimated Cost	1,000
Funding Source	Local
Priority/Status	Medium; Ongoing This action has not been completed due to lack of funding. Though inspections are completed annually, the timeframe and status has changed to improve the inspection process as well as maintain prior inspections.
Action Description	Protect Critical Facilities and Infrastructure.
Goal	Property Protection Structural Mitigation
Hazards Addressed	Earthquakes
Local Planning Mechanism	Jefferson County EMA, Fire Department, Public Works
Estimated Time Frame for Completion	Annually
Estimated Cost	
Funding Source	Local
Priority/Status	High; Yearly; Replaced The previous mitigation plan had Protect Critical Facilities and Infrastructure for every individual hazard. Another mitigation action replaces this current action in order to streamline the plan and to adopt the “all hazards” approach within mitigation planning.

Action Description	Implement Structural Mitigation Techniques.
Goal	Structural Mitigation
Hazards Addressed	Earthquakes
Local Planning Mechanism	Public Works and Engineering Department
Estimated Time Frame for Completion	2025
Estimated Cost	
Funding Source	Local
Priority/Status	Medium: Incomplete This action has not been completed due to lack of funding. The timeframe on this action has been extended to ensure completion.
Action Description	Increase Earthquake Risk Awareness.
Goal	Public Education and Awareness
Hazards Addressed	Earthquakes
Local Planning Mechanism	FEMA, Jefferson County EMA, AEMA, Mayor, City Council
Estimated Time Frame for Completion	Provide FEMA's Information to Educate Local Citizens on A Semi-Annual Basis.
Estimated Cost	100
Funding Source	FEMA/State/Local
Priority/Status	Medium; Yearly; Replaced Earthquake awareness has been advertised via social media and website postings. This mitigation action has been replaced with a new action in order to streamline the plan and to adopt the "all hazards" approach within mitigation planning and awareness.

Action Description	Incorporate Flood Mitigation in Local Planning
Goal	Prevention
Hazards Addressed	Flooding
Local Planning Mechanism	Mayor, City Council, Planning Department
Estimated Time Frame for Completion	Annually
Estimated Cost	
Funding Source	Local
Priority/Status	High; Yearly
Action Description	Form Partnerships to Support Floodplain Management.
Goal	Prevention Property Protection Natural Resource Protection
Hazards Addressed	Flooding
Local Planning Mechanism	Mayor, City Council, Flood Plain Administrator
Estimated Time Frame for Completion	Annually
Estimated Cost	
Funding Source	Local

Priority/Status	High; Yearly
Action Description	Limit or Restrict Development in Floodplain Areas.
Goal	Prevention Property Protection Natural Resource Protection
Hazards Addressed	Flooding
Local Planning Mechanism	Flood Control District, Mayor, City Council
Estimated Time Frame for Completion	2025
Estimated Cost	
Funding Source	Local
Priority/Status	High; Ongoing
Action Description	Adopt and Enforce Building Codes and Development Standards.
Goal	Prevention Property Protection Structural Mitigation
Hazards Addressed	Flooding
Local Planning Mechanism	Mayor, City Council, Building & Zoning Department

Estimated Time Frame for Completion	2020
Estimated Cost	
Funding Source	State/Local
Priority/Status	High; Replaced The previous mitigation plan had adopt and enforce building codes for every individual hazard. A new mitigation action has been developed in order to streamline the plan and to adopt the “all hazards” approach within mitigation planning.
Action Description	Improve Stormwater Management Planning.
Goal	Prevention Property Protection Natural Resource Protection
Hazards Addressed	Flooding
Local Planning Mechanism	Public Works Department, Water Utility
Estimated Time Frame for Completion	Annually
Estimated Cost	10,000
Funding Source	Local
Priority/Status	High; Yearly
Action Description	Adopt Policies to Reduce Stormwater Runoff.
Goal	Prevention Property Protection Natural Resource Protection Structural Mitigation

Hazards Addressed	Flooding
Local Planning Mechanism	Building Inspections, Mayor's Office, Engineering Department
Estimated Time Frame for Completion	2025
Estimated Cost	No Additional Cost.
Funding Source	Local
Priority/Status	High; Incomplete This action has not been completed. The time frame for the action has been extended in order to ensure completion.
Action Description	Improve Flood Risk Assessment
Goal	Prevention
Hazards Addressed	Flooding
Local Planning Mechanism	Mayor, City Council, GIS Department, USGS
Estimated Time Frame for Completion	2025
Estimated Cost	
Funding Source	Local
Priority/Status	High; Incomplete This action has not been completed. The time frame for the action has been extended in order to ensure completion.
Action Description	Join or Improve Compliance With NFIP
Goal	Prevention

Hazards Addressed	Flooding
Local Planning Mechanism	Mayor, City Council, Homeowners, Business Organizations, Jefferson County EMA, Flood Control District
Estimated Time Frame for Completion	Annually
Estimated Cost	
Funding Source	State/Local
Priority/Status	High; Yearly
Action Description	Manage the Floodplain Beyond Minimum Requirements.
Goal	Prevention Property Protection Natural Resource Protection
Hazards Addressed	Flooding
Local Planning Mechanism	Mayor, City Council, Flood Control District
Estimated Time Frame for Completion	2025
Estimated Cost	
Funding Source	Local
Priority/Status	High; Incomplete This action has not been completed. The time frame for the action has been extended in order to ensure completion.
Action Description	Participate in CRS

Goal	Prevention
Hazards Addressed	Flooding
Local Planning Mechanism	Mayor, City Council
Estimated Time Frame for Completion	2025
Estimated Cost	
Funding Source	Local
Priority/Status	High; Incomplete This action has not been completed. The time frame for the action has been extended in order to ensure completion.
Action Description	Establish Local Funding Mechanisms for Flood Mitigation.
Goal	Prevention Property Protection Natural Resource Protection Structural Mitigation
Hazards Addressed	Flooding
Local Planning Mechanism	Planning Department, Mayor, City Council
Estimated Time Frame for Completion	2025
Estimated Cost	
Funding Source	Local
Priority/Status	High; Incomplete This action has not been completed due to lack of funding. The time frame for the action has been extended to ensure completion.

Action Description	Improve Stormwater Drainage System Capacity.
Goal	Property Protection Structural Mitigation
Hazards Addressed	Flooding
Local Planning Mechanism	Public Works
Estimated Time Frame for Completion	2025
Estimated Cost	25,000
Funding Source	Local
Priority/Status	High; Ongoing
Action Description	Conduct Regular Maintenance of Drainage Systems and Flood Control Structures
Goal	Property Protection Natural Resource Protection Structural Mitigation
Hazards Addressed	Flooding
Local Planning Mechanism	Public Works, Storm Water Utility
Estimated Time Frame for Completion	2025
Estimated Cost	20,000
Funding Source	Local

Priority/Status	High; Incomplete This action has not been completed due to lack of funding. The time frame for the action has been extended to ensure completion.
Action Description	Protect Infrastructure
Goal	Prevention Property Protection Structural Mitigation
Hazards Addressed	Flooding
Local Planning Mechanism	Building and Engineering Department
Estimated Time Frame for Completion	Annually
Estimated Cost	5,000
Funding Source	Local
Priority/Status	High; Yearly; Replaced The previous mitigation plan had Protect Critical Facilities and Infrastructure for every individual hazard. Another mitigation action replaces this current action in order to streamline the plan and to adopt the “all hazards” approach within mitigation planning.
Action Description	Protect Critical Facilities.
Goal	Prevention Property Protection Structural Mitigation
Hazards Addressed	Flooding
Local Planning Mechanism	Building and Engineering Department

Estimated Time Frame for Completion	Annually
Estimated Cost	5,000
Funding Source	Local
Priority/Status	High; Yearly; Replaced The previous mitigation plan had Protect Critical Facilities and Infrastructure for every individual hazard. Another mitigation action replaces this current action in order to streamline the plan and to adopt the “all hazards” approach within mitigation planning.
Action Description	Construct Flood Control Measures.
Goal	Prevention
Hazards Addressed	Flooding
Local Planning Mechanism	Flood Control District, Public Works, Engineering Department
Estimated Time Frame for Completion	2025
Estimated Cost	
Funding Source	Local
Priority/Status	High; Ongoing
Action Description	Protect and Restore Natural Flood Mitigation Features
Goal	Natural Resource Protection Structural Mitigation
Hazards Addressed	Flooding
Local Planning Mechanism	Mayor, City Council, Parks & Recreation Department, Planning Department

Estimated Time Frame for Completion	2025
Estimated Cost	
Funding Source	Local
Priority/Status	Medium; Ongoing
Action Description	Preserve Floodplains as Open Space.
Goal	Prevention Natural Resource Protection
Hazards Addressed	Flooding
Local Planning Mechanism	Mayor, City Council, Land Trust, Parks & Recreation Department
Estimated Time Frame for Completion	2025
Estimated Cost	
Funding Source	Local
Priority/Status	Medium; Ongoing
Action Description	Increase Awareness of Flood Risk and Safety
Goal	Public Education and Awareness
Hazards Addressed	Flooding
Local Planning Mechanism	Mayor, City Council, Jefferson County EMA, AEMA

Estimated Time Frame for Completion	Annually
Estimated Cost	
Funding Source	FEMA/State/Local
Priority/Status	High; Yearly; Replaced Flood Risk and Safety is advertised via social media and websites, as well as through partnerships with local media. This mitigation action has been replaced with a new action in order to streamline the plan and to adopt the “all hazards” approach within mitigation planning and awareness.
Action Description	Educate Property Owners About Flood Mitigation Techniques
Goal	Public Education and Awareness
Hazards Addressed	Flooding
Local Planning Mechanism	FEMA, AEMA, Jefferson County EMA, Mayor, City Council
Estimated Time Frame for Completion	Annually
Estimated Cost	250
Funding Source	FEM/State/Local
Priority/Status	High; Yearly; Replaced This mitigation action has been replaced with a new action in order to streamline the plan and to adopt the “all hazards” approach within mitigation planning and awareness.
Action Description	Promote or Require Site and Building Design Standards to Minimize Erosion Risk
Goal	Prevention Natural Resource Protection
Hazards Addressed	Landslides/Erosion
Local Planning Mechanism	Mayor, City Council, Planning & Zoning Department

Estimated Time Frame for Completion	2025
Estimated Cost	1,000
Funding Source	Local
Priority/Status	High; Incomplete Some mitigation actions included in previous Hazard Mitigation Plans have not been completed due to attrition and lack of funding. These mitigation actions have been included in this Hazard Mitigation Plan to be implemented in the future.
Action Description	Manage Development in High-Risk Areas
Goal	Prevention
Hazards Addressed	Land Subsidence
Local Planning Mechanism	Planning Department, Building Department, Mayor, City Council
Estimated Time Frame for Completion	2025
Estimated Cost	
Funding Source	Local/Private
Priority/Status	High; Ongoing
Action Description	Remove Existing Structures from Subsidence Hazard Areas
Goal	Property Protection Structural Mitigation
Hazards Addressed	Land Subsidence
Local Planning Mechanism	Mayor, City Council, Public Works

Estimated Time Frame for Completion	2025
Estimated Cost	
Funding Source	Local
Priority/Status	Low; Ongoing
Action Description	Encourage Construction of Safe Rooms
Goal	Property Protection Structural Mitigation Public Education and Awareness
Hazards Addressed	Tornadoes
Local Planning Mechanism	Jefferson County EMA, FEMA, Engineering Department
Estimated Time Frame for Completion	Ongoing, most of the citizens rely on grant funds to construct safe rooms, some of the citizens have been listed on the wait list.
Estimated Cost	
Funding Source	Local
Priority/Status	High; Ongoing
Action Description	Require Wind-Resistant Building Techniques
Goal	Prevention Property Protection
Hazards Addressed	Tornadoes

Local Planning Mechanism	Mayor, City Council, Building Department
Estimated Time Frame for Completion	2019
Estimated Cost	
Funding Source	State/Local
Priority/Status	High; Replaced This mitigation action has been replaced with a new action in order to streamline the plan and to adopt the “all hazards” approach within mitigation planning and awareness.
Action Description	Conduct Tornado Awareness Activities
Goal	Public Education and Awareness
Hazards Addressed	Tornadoes
Local Planning Mechanism	Jefferson County EMA, AEMA, FEMA
Estimated Time Frame for Completion	Ongoing, Annually
Estimated Cost	250
Funding Source	Local
Priority/Status	High; Ongoing; Replaced Tornado hazard awareness is advertised annually via social media, website postings, and partnerships with the media. This mitigation action has been replaced with a new action in order to streamline the plan and to adopt the “all hazards” approach within mitigation planning and awareness.
Action Description	Map and Assess Vulnerability to Wildfire
Goal	Prevention Property Protection Natural Resource Protection

Hazards Addressed	Wildfires
Local Planning Mechanism	USDA, Fire Districts, GIS Department
Estimated Time Frame for Completion	2020
Estimated Cost	
Funding Source	State/Local
Priority/Status	Medium; Completed
	Vulnerability to hazards is assessed on an annual basis through open sources data and partnership with Jefferson County EMA. Due to several actions assessing vulnerability, this mitigation action has been replaced with a new action in order to streamline the plan and to adopt the “all hazards” approach within mitigation planning and awareness.
Action Description	Incorporate Wildfire Mitigation in The Comprehensive Plan
Goal	Prevention Property Protection Natural Resource Protection
Hazards Addressed	Wildfires
Local Planning Mechanism	Mayor, City Council, Planning Department, Fire District
Estimated Time Frame for Completion	Annually
Estimated Cost	
Funding Source	Local
Priority/Status	High; Yearly
Action Description	Reduce Risk Through Land Use Planning

Goal	Prevention
Hazards Addressed	Wildfires
Local Planning Mechanism	Planning Department, Parks & Recreation Department
Estimated Time Frame for Completion	Annually
Estimated Cost	
Funding Source	Local
Priority/Status	High; Yearly
Action Description	Develop A Wildland-Urban Interface Code
Goal	Prevention
Hazards Addressed	Wildfires
Local Planning Mechanism	USDA, Mayor, City Council, Fire Districts, Planning Department, Zoning Department
Estimated Time Frame for Completion	2025
Estimated Cost	
Funding Source	State/Local
Priority/Status	Medium; Completed Some mitigation actions included in previous Hazard Mitigation Plans have not been completed due to attrition and lack of funding. These mitigation actions have been included in this Hazard Mitigation Plan to be implemented in the future.

Action Description	Require or Encourage Fire Resistant Construction
Goal	Prevention Property Protection Structural Mitigation Public Education and Awareness
Hazards Addressed	Wildfires
Local Planning Mechanism	Mayor, City Council, Fire Department
Estimated Time Frame for Completion	Annually
Estimated Cost	
Funding Source	Local
Priority/Status	Low; Yearly
Action Description	Create Defensible Space Around Structures and Infrastructure
Goal	Prevention Property Protection Natural Resource Protection Structural Mitigation
Hazards Addressed	Wildfires
Local Planning Mechanism	Planning Department, Zoning Department
Estimated Time Frame for Completion	Annually
Estimated Cost	
Funding Source	Local

Priority/Status	High; Yearly
Action Description	Conduct Maintenance to Reduce Risk
Goal	Prevention Property Protection Natural Resource Protection Structural Mitigation
Hazards Addressed	Wildfires
Local Planning Mechanism	Planning Department, Zoning Department, Home Owners Associations
Estimated Time Frame for Completion	Annually
Estimated Cost	
Funding Source	Local
Priority/Status	Medium; Yearly
Action Description	Participate in Firewise Program
Goal	Prevention
Hazards Addressed	Wildfires
Local Planning Mechanism	Mayor, City Council, Fire Department, Fire Marshall
Estimated Time Frame for Completion	Annually

Estimated Cost	
Funding Source	Local
Priority/Status	High; Yearly
Action Description	Increase Wildfire Risk Awareness
Goal	Public Education and Awareness
Hazards Addressed	Wildfires
Local Planning Mechanism	State Forestry, Fire Marshall
Estimated Time Frame for Completion	Annually
Estimated Cost	
Funding Source	Local
Priority/Status	High; Yearly; Replaced
Action Description	Educate Property Owners About Wildfire Mitigation Techniques
Goal	Public Education and Awareness
Hazards Addressed	Wildfires
Local Planning Mechanism	Jefferson County EMA, State Forestry, Fire Marshall
Estimated Time Frame for Completion	Annually
Estimated Cost	250

Funding Source	FEMA/State/Local
Priority/Status	High; Yearly; Replaced Wildfire mitigation techniques and hazard awareness is advertised annually via social media, website postings, and partnerships with the media. This mitigation action has been replaced with a new action in order to streamline the plan and to adopt the “all hazards” approach within mitigation planning and awareness.
Action Description	Adopt and Enforce Building Codes
Goal	Prevention Property Protection
Hazards Addressed	Winter Storms/Freezes
Local Planning Mechanism	Mayor, City Council, Zoning Department
Estimated Time Frame for Completion	Annually
Estimated Cost	
Funding Source	Local
Priority/Status	High; Yearly; Replaced The previous mitigation plan had adopt and enforce building codes for every individual hazard. A new mitigation action has been developed in order to streamline the plan and to adopt the “all hazards” approach within mitigation planning.
Action Description	Protect Buildings and Infrastructure
Goal	Prevention Property Protection Structural Mitigation
Hazards Addressed	Winter Storms/Freezes
Local Planning Mechanism	Fire Department

Estimated Time Frame for Completion	Annually
Estimated Cost	10,000
Funding Source	Local
Priority/Status	Medium; Yearly; Replaced This mitigation action has been replaced with a new action in order to streamline the plan and to adopt the “all hazards” approach within mitigation planning and awareness.
Action Description	Reduce Impacts to Roadways
Goal	Structural Mitigation
Hazards Addressed	Winter Storms/Freezes
Local Planning Mechanism	Public Works Department, ALDOT
Estimated Time Frame for Completion	Working with Alabama Department of Transportation Annually
Estimated Cost	5,000
Funding Source	Local
Priority/Status	Medium; Yearly; Replaced This mitigation action has been replaced with a new action in order to streamline the plan and to adopt the “all hazards” approach within mitigation planning and awareness.
Action Description	Conduct Winter Weather Risk Awareness Activities
Goal	Public Education and Awareness
Hazards Addressed	Winter Storms/Freezes
Local Planning Mechanism	Home Owners Associations

Estimated Time Frame for Completion	Annually
Estimated Cost	500
Funding Source	FEMA/State/Local
Priority/Status	High; Yearly; Replaced Winter Weather risk and hazard awareness is advertised annually via social media, website postings, and partnerships with the media. This mitigation action has been replaced with a new action in order to streamline the plan and to adopt the “all hazards” approach within mitigation planning and awareness
Action Description	Assist Vulnerable Populations
Goal	Property Protection Public Education and Awareness
Hazards Addressed	Winter Storms/Freezes
Local Planning Mechanism	Jefferson County Community Development
Estimated Time Frame for Completion	2016
Estimated Cost	
Funding Source	Local/State
Priority/Status	High; Completed; Replaced Assisting vulnerable populations is done through our volunteer organizations active in disasters ad community groups. This mitigation action has been replaced with a new action in order to streamline the plan and to adopt the “all hazards” approach within mitigation planning and awareness.
Action Description	Reduce Urban Island Heat Effect
Goal	Prevention Property Protection Structural Mitigation
Hazards Addressed	Extreme Temperatures

Local Planning Mechanism	Planning Department, Parks & Recreation Department
Estimated Time Frame for Completion	2025
Estimated Cost	
Funding Source	Local
Priority/Status	Medium; Ongoing
Action Description	Increase Awareness of Extreme Temperature Risk and Safety
Goal	Public Education and Awareness
Hazards Addressed	Extreme Temperatures
Local Planning Mechanism	Jefferson County EMA, AEMA, FEMA
Estimated Time Frame for Completion	Annually
Estimated Cost	
Funding Source	FEMA/State/Local
Priority/Status	High; Yearly; Replaced
	Extreme Temperature hazard awareness is advertised annually via social media, website postings, and partnerships with the media. This mitigation action has been replaced with a new action in order to streamline the plan and to adopt the “all hazards” approach within mitigation planning and awareness.
Action Description	Assist Vulnerable Populations
Goal	Property Protection Public Education and Awareness
Hazards Addressed	Extreme Temperatures

Local Planning Mechanism	Jefferson County Community Development
Estimated Time Frame for Completion	2016
Estimated Cost	1,000
Funding Source	State/Local
Priority/Status	High; Completed; Replaced Assisting vulnerable populations is done through our volunteer organizations active in disasters ad community groups. This mitigation action has been replaced with a new action in order to streamline the plan and to adopt the “all hazards” approach within mitigation planning and awareness.
Action Description	Educate Property Owners About Freezing Pipes
Goal	Public Education and Awareness
Hazards Addressed	Extreme Temperatures
Local Planning Mechanism	Jefferson County EMA, AEMA, FEMA
Estimated Time Frame for Completion	Ongoing; Seasonal
Estimated Cost	250
Funding Source	FEMA/State/Local
Priority/Status	Medium; Ongoing; Replaced Freezing pipe awareness falls under winter weather hazard awareness, and is advertised annually via social media, website postings, and partnerships with the media. This mitigation action has been replaced with a new action in order to streamline the plan and to adopt the “all hazards” approach within mitigation planning and awareness.
Action Description	Locate Safe Rooms to Minimize Damage
Goal	Property Protection

Hazards Addressed	Hail
Local Planning Mechanism	Home Owner Associations, Jefferson County Community Development
Estimated Time Frame for Completion	2020
Estimated Cost	
Funding Source	Local
Priority/Status	High; Completed All county wide saferooms are available via the Jefferson County EMA website. This includes a searchable tool to find the closest safe room near your location.
Action Description	Increase Hail Risk Awareness
Goal	Public Education and Awareness
Hazards Addressed	Hail
Local Planning Mechanism	Jefferson County EMA, ADEM, FEMA
Estimated Time Frame for Completion	Annually
Estimated Cost	
Funding Source	FEMA/State/Local
Priority/Status	Medium; Yearly; Replaced Hail risk and hazard awareness is advertised annually via social media, website postings, and partnerships with the media. This mitigation action has been replaced with a new action in order to streamline the plan and to adopt the “all hazards” approach within mitigation planning and awareness.
Action Description	Map and Assess Vulnerability to Landslides
Goal	Prevention

Hazards Addressed	Landslide
Local Planning Mechanism	USGS, GIS Department, Planning & Building Departments
Estimated Time Frame for Completion	2025
Estimated Cost	
Funding Source	State/Local
Priority/Status	High; Ongoing
Action Description	Prevent Impacts to Roadways
Goal	Prevention Structural Mitigation
Hazards Addressed	Landslide
Local Planning Mechanism	Public Works Department, ALDOT
Estimated Time Frame for Completion	2025
Estimated Cost	
Funding Source	Local
Priority/Status	High; Ongoing
Action Description	Conduct Lightning Awareness Programs

Goal	Public Education and Awareness
Hazards Addressed	Lightning
Local Planning Mechanism	Jefferson County EMA, AEMA, FEMA
Estimated Time Frame for Completion	Annually
Estimated Cost	500
Funding Source	FEMA/State/Local
Priority/Status	High; Yearly; Replace Lightning hazard awareness is advertised annually via social media, website postings, and partnerships with the media. This mitigation action has been replaced with a new action in order to streamline the plan and to adopt the “all hazards” approach within mitigation planning and awareness.
Action Description	Adopt and Enforce Building Codes
Goal	Prevention Property Protection
Hazards Addressed	Severe Wind
Local Planning Mechanism	Mayor, City Council, Building Department
Estimated Time Frame for Completion	2020
Estimated Cost	
Funding Source	Local
Priority/Status	High; Completed; Replaced The previous mitigation plan had adopt and enforce building codes for every individual hazard. A new mitigation action has been developed in order to streamline the plan and to adopt the “all hazards” approach within mitigation planning.

Action Description	Promote or Require Site and Building Design Standards to Minimize Wind Damage
Goal	Prevention Property Protection
Hazards Addressed	Severe Wind
Local Planning Mechanism	Mayor, City Council, Building Department, Engineering Department
Estimated Time Frame for Completion	2025
Estimated Cost	
Funding Source	Local
Priority/Status	High; Incomplete No action in past five years due to lack of funding.
Action Description	Assess Vulnerability to Severe Wind
Goal	Prevention
Hazards Addressed	Severe Wind
Local Planning Mechanism	Jefferson County EMA, GIS Department, AEMA, FEMA
Estimated Time Frame for Completion	2020
Estimated Cost	
Funding Source	Local
Priority/Status	High; Completed; Vulnerability to hazards is assessed on an annual basis through open sources data and partnership with Jefferson County EMA. Due to several actions assessing vulnerability, this mitigation action has been replaced with a new action in order to streamline the plan and to adopt the “all hazards” approach within mitigation planning and awareness.

Action Description	Retrofit Public Buildings and Critical Facilities
Goal	Prevention Property Protection Structural Mitigation
Hazards Addressed	Severe Wind
Local Planning Mechanism	FEMA, Engineering Department, Building Department
Estimated Time Frame for Completion	2025
Estimated Cost	
Funding Source	Local
Priority/Status	High; Ongoing
Action Description	Increase Severe Wind Risk Awareness
Goal	Public Education and Awareness
Hazards Addressed	Severe Wind
Local Planning Mechanism	Jefferson County EMA, AEMA, FEMA
Estimated Time Frame for Completion	2017
Estimated Cost	
Funding Source	FEMA/State/Local
Priority/Status	High; Completed Severe Wind risk and hazard awareness is advertised annually via social media, website postings, and partnerships with the media. This mitigation action has been replaced with a new action in order to streamline the plan and to adopt the “all hazards” approach within mitigation planning and awareness.

Action Description	Assess Community Risk
Goal	Prevention
Hazards Addressed	Multiple Hazards
Local Planning Mechanism	Jefferson County EMA, AEMA, FEMA
Estimated Time Frame for Completion	2018
Estimated Cost	
Funding Source	State/Local
Priority/Status	High; Completed
Action Description	Map Community Risk
Goal	Prevention
Hazards Addressed	Multiple Hazards
Local Planning Mechanism	Jefferson County EMA, GIS Department, FEMA
Estimated Time Frame for Completion	2025
Estimated Cost	
Funding Source	FEMA/State/Local
Priority/Status	High; Ongoing

Action Description	Prevent Development in Hazard Areas
Goal	Prevention
Hazards Addressed	Multiple Hazards
Local Planning Mechanism	Mayor, City Council, Planning Department, Zoning Department
Estimated Time Frame for Completion	2025
Estimated Cost	No Additional Cost
Funding Source	Local
Priority/Status	High; Ongoing
Action Description	Adopt Development Regulations in Hazard Areas
Goal	Prevention
Hazards Addressed	Multiple Hazards
Local Planning Mechanism	Mayor, City Council, Planning Department, Zoning Department
Estimated Time Frame for Completion	2025
Estimated Cost	
Funding Source	Local
Priority/Status	High; Ongoing

Action Description	Limit Density in Hazard Areas
Goal	Prevention
Hazards Addressed	Multiple Hazards
Local Planning Mechanism	Mayor, City Council, Planning Department, Zoning Department
Estimated Time Frame for Completion	2025
Estimated Cost	
Funding Source	Local
Priority/Status	High; Ongoing
Action Description	Integrate Mitigation into Local Planning
Goal	Prevention
Hazards Addressed	Multiple Hazards
Local Planning Mechanism	Jefferson County EMA, Mayor, City Council, Planning Department
Estimated Time Frame for Completion	2016
Estimated Cost	
Funding Source	Local
Priority/Status	High; Completed

Action Description	Strengthen Land Use Regulations
Goal	Prevention
Hazards Addressed	Multiple Hazards
Local Planning Mechanism	Mayor, City Council, Planning Department, Zoning Department
Estimated Time Frame for Completion	2025
Estimated Cost	
Funding Source	Local
Priority/Status	High; Incomplete No action in past five years due to lack of funding. The time frame for this action has been extended in order to see completion.
Action Description	Adopt and Enforce Building Codes
Goal	Prevention Property Protection
Hazards Addressed	Multiple Hazards
Local Planning Mechanism	Mayor, City Council, Planning Department, Zoning Department
Estimated Time Frame for Completion	2020
Estimated Cost	
Funding Source	Local
Priority/Status	High; Replaced The previous mitigation plan had adopt and enforce building codes for every individual hazard. A new mitigation action has been developed in order to streamline the plan and to adopt the “all hazards” approach within mitigation planning.

Action Description	Create Local Funding Mechanisms for Hazard Mitigation
Goal	Prevention
Hazards Addressed	Multiple Hazards
Local Planning Mechanism	Mayor, City Council, Planning Department, Zoning Department
Estimated Time Frame for Completion	2020
Estimated Cost	
Funding Source	Local
Priority/Status	High; Incomplete This action has not been completed due to lack of funding.
Action Description	Monitor Mitigation Plan Implementation
Goal	Prevention
Hazards Addressed	Multiple Hazards
Local Planning Mechanism	Jefferson County EMA, Mayor, City Council
Estimated Time Frame for Completion	Annually
Estimated Cost	
Funding Source	Local
Priority/Status	High; Yearly

Action Description	Protect Structures
Goal	Prevention Property Protection Structural Mitigation
Hazards Addressed	Multiple Hazards
Local Planning Mechanism	Fire Department, Planning Department, City Council
Estimated Time Frame for Completion	2025
Estimated Cost	25,000
Funding Source	Local
Priority/Status	High; Ongoing
Action Description	Protect Infrastructure and Critical Facilities
Goal	Property Protection Structural Mitigation
Hazards Addressed	Multiple Hazards
Local Planning Mechanism	Public Works Department, Fire Department
Estimated Time Frame for Completion	2025
Estimated Cost	20,000
Funding Source	Local
Priority/Status	High; Replaced No action in past five years due to lack of funding. This mitigation action has been replaced with a new action in order to streamline the plan, and to adopt the “all hazards” approach within mitigation planning and awareness

Action Description	Increase Hazard Education and Risk Awareness
Goal	Public Education and Awareness
Hazards Addressed	Multiple Hazards
Local Planning Mechanism	Jefferson County EMA, AEMA, FEMA, Mayor, City Council
Estimated Time Frame for Completion	2017
Estimated Cost	
Funding Source	FEMA/State/Local
Priority/Status	High; Completed
Action Description	Improve Household Disaster Preparedness
Goal	Public Education and Awareness
Hazards Addressed	Multiple Hazards
Local Planning Mechanism	Jefferson County EMA, ADEM, FEMA, Mayor, City Council
Estimated Time Frame for Completion	2017
Estimated Cost	
Funding Source	FEMA/State/Local
Priority/Status	High; Completed

Action Description	Promote Private Mitigation Efforts
Goal	Public Education and Awareness
Hazards Addressed	Multiple Hazards
Local Planning Mechanism	Jefferson County EMA, ADEM, FEMA, Mayor, City Council
Estimated Time Frame for Completion	2017
Estimated Cost	
Funding Source	FEMA/State/Local
Priority/Status	High; Completed
Action Description	Add Outdoor Warning Sirens Inside Municipal Boundary
Goal	Emergency Services Public Education and Awareness
Hazards Addressed	Multiple Hazards
Local Planning Mechanism	Jefferson County Emergency Management Agency, Mayors Office
Estimated Time Frame for Completion	Long Term
Estimated Cost	Unknown
Funding Source	Local/ State/ Federal

Priority/Status	New Action; High
Action Description	Build and/or Purchase Saferooms And Place Inside Municipal Boundary
Goal	Prevention Emergency Services Public Education and Awareness
Hazards Addressed	Multiple Hazards
Local Planning Mechanism	Mayor's Office, Jefferson County EMA
Estimated Time Frame for Completion	Long Term
Estimated Cost	Unknown
Funding Source	Local/State/Federal
Priority/Status	New Action; High
Action Description	Protect and/or Retrofit Critical Facilities and Infrastructure.
Goal	Prevention Property Protection Structural Mitigation
Hazards Addressed	All Hazards
Local Planning Mechanism	Mayor's Office, Jefferson County EMA

Estimated Time Frame for Completion	Long Term
Estimated Cost	
Funding Source	FEMA/State/Local
Priority/Status	New; High; Yearly The previous mitigation plan had Protect Critical Facilities and Infrastructure for every individual hazard. This mitigation action replaces those actions in order to streamline the plan and to adopt the “all hazards” approach within mitigation planning.
Action Description	Protect and/or Retrofit Utility Infrastructure
Goal	Prevention Property Protection Structural Mitigation
Hazards Addressed	All Hazards
Local Planning Mechanism	Mayor’s Office, Jefferson County EMA
Estimated Time Frame for Completion	Long Term
Estimated Cost	
Funding Source	FEMA/State/Local
Priority/Status	New; High; The previous mitigation plan had Protect and/or Retrofit Utility Infrastructure for every individual hazard. This mitigation action replaces those actions in order to streamline the plan and to adopt the “all hazards” approach within mitigation planning.
Action Description	Assess Vulnerability and Hazard Risk

Goal	Emergency Services Public Education and Awareness Prevention Property Protection Structural Mitigation
Hazards Addressed	Multiple Hazards
Local Planning Mechanism	Jefferson County Emergency Management Agency, Mayors Office
Estimated Time Frame for Completion	Long Term
Estimated Cost	Unknown
Funding Source	Local, State, Federal
Priority/Status	New Action; High
Action Description	Increase Hazard Awareness and Increase Preparedness Within the Home through campaigns, fairs, seminars, direct mailings, materials, public service announcements, and other means of communications
Goal	Emergency Services Public Education and Awareness Prevention
Hazards Addressed	Multiple Hazards
Local Planning Mechanism	Jefferson County Emergency Management Agency, Mayors Office, Fire Department
Estimated Time Frame for Completion	Long Term
Estimated Cost	Unknown
Funding Source	Local, State, Federal
Priority/Status	New; High; Ongoing
Action Description	Adopt and enforce building codes
Goal	Property Protection Structural Mitigation Prevention

Action Description	Assist Vulnerable Populations
Goal	Public Education and Awareness Prevention
Hazards Addressed	Multiple Hazards
Local Planning Mechanism	Jefferson County Emergency Management Agency, Mayors Office, Jefferson County VOAD
Estimated Time Frame for Completion	Long Term
Estimated Cost	Unknown
Funding Source	Local, State and Federal
Priority/Status	New; High; Ongoing
Hazards Addressed	Multiple Hazards
Local Planning Mechanism	Jefferson County Emergency Management Agency, Mayors Office, Fire Department, Building Inspection, Engineering Department
Estimated Time Frame for Completion	Long Term
Estimated Cost	Unknown
Funding Source	Local, State, Federal
Priority/Status	New; Medium; Ongoing

Action Description	Remove Existing buildings and infrastructure from hazard areas
Goal	Property Protection Structural Mitigation Prevention
Hazards Addressed	Multiple Hazards
Local Planning Mechanism	Jefferson County Emergency Management Agency, Mayors Office
Estimated Time Frame for Completion	Long Term
Estimated Cost	Unknown
Funding Source	Local, State, Federal
Priority/Status	New; Medium
Action Description	Reduce impacts to roadways and bridges

Goal	Emergency Services Structural Mitigation Prevention
Hazards Addressed	Multiple Hazards
Local Planning Mechanism	Jefferson County Emergency Management Agency, Mayors Office, Public Works, ALDOT
Estimated Time Frame for Completion	Long Term
Estimated Cost	Unknown
Funding Source	Local, State and Federal
Priority/Status	New; Medium
Action Description	Construct Hazard Resilient Facilities and Infrastructure in order to provide continuity of operations and government.
Goal	Emergency Services Property Protection Structural Mitigation Prevention
Hazards Addressed	Multiple Hazards
Local Planning Mechanism	Jefferson County Emergency Management Agency
Estimated Time Frame for Completion	Long Term
Estimated Cost	Unknown
Funding Source	Local, State and Federal
Priority/Status	New; Low

Morris's Mitigation Action Plan	
Action Description	Everbridge Emergency Alert Notifications
Goal	Emergency Services Public Education and Awareness
Hazards Addressed	All Hazards
Local Planning Mechanism	Jefferson County EMA, Fire Department, Police Department
Estimated Time Frame for Completion	Quarterly Drill with Mayors, Police Chiefs
Estimated Cost	No Additional Cost
Funding Source	Local
Priority/Status	High; Yearly
Action Description	Annual Correspondence with Residents Reminding Them of The Need to Be Hazard Prepared.
Goal	Public Education and Awareness
Hazards Addressed	All Hazards
Local Planning Mechanism	Fire Department, Police Department, Jefferson County EMA, FEMA
Estimated Time Frame for Completion	Annually
Estimated Cost	
Funding Source	FEMA/Local
Priority/Status	High; Yearly
Action Description	Conduct Regular Maintenance of Drainage Systems and Flood Control Structures
Goal	Property Protection Natural Resource Protection Structural Mitigation
Hazards Addressed	Flooding

Local Planning Mechanism	Street Department
Estimated Time Frame for Completion	Annual
Estimated Cost	
Funding Source	Local
Priority/Status	High; Maintain
Action Description	Encourage Construction of Safe Rooms
Goal	Property Protection Structural Mitigation Public Education and Awareness
Hazards Addressed	Tornadoes
Local Planning Mechanism	Mayor, Council
Estimated Time Frame for Completion	Ongoing, most of the citizens rely on grant funds to construct safe rooms, some of the citizens have been listed on the wait list.
Estimated Cost	
Funding Source	Local
Priority/Status	High; Ongoing
Action Description	Reduce Risk Through Land Use Planning
Goal	Prevention
Hazards Addressed	Wildfires
Local Planning Mechanism	Planning Department, Street Department
Estimated Time Frame for Completion	Annually
Estimated Cost	
Funding Source	Local
Priority/Status	High; Yearly

Action Description	Assess Vulnerability
Goal	Prevention Property Protection Natural Resource Protection
Hazards Addressed	Wildfires
Local Planning Mechanism	Street Department
Estimated Time Frame for Completion	Annually
Estimated Cost	
Funding Source	Local
Priority/Status	High; Yearly
Action Description	Protect Power Lines and Infrastructure
Goal	Prevention Property Protection Structural Mitigation
Hazards Addressed	Severe Wind
Local Planning Mechanism	Police Department
Estimated Time Frame for Completion	2020
Estimated Cost	
Funding Source	Local
Priority/Status	High; This action has not been completed due to lack of funding.
Action Description	Protect Structures
Goal	Prevention Property Protection Structural Mitigation

Hazards Addressed	Multiple Hazards
Local Planning Mechanism	Street Department, Police Department
Estimated Time Frame for Completion	2025
Estimated Cost	
Funding Source	Local
Priority/Status	High; Ongoing
Action Description	Add Outdoor Warning Sirens Inside Municipal Boundary
Goal	Emergency Services Public Education and Awareness
Hazards Addressed	Multiple Hazards
Local Planning Mechanism	Jefferson County Emergency Management Agency, Mayors Office
Estimated Time Frame for Completion	Long Term
Estimated Cost	Unknown
Funding Source	Local/ State/ Federal
Priority/Status	New Action; High
Action Description	Build and/or Purchase Saferooms And Place Inside Municipal Boundary
Goal	Prevention Emergency Services Public Education and Awareness
Hazards Addressed	Multiple Hazards
Local Planning Mechanism	Mayor's Office, Jefferson County EMA
Estimated Time Frame for Completion	Long Term
Estimated Cost	Unknown

Funding Source	Local/State/Federal
Priority/Status	New Action; High
Action Description	Protect and/or Retrofit Critical Facilities and Infrastructure.
Goal	Prevention Property Protection Structural Mitigation
Hazards Addressed	All Hazards
Local Planning Mechanism	Mayor's Office, Jefferson County EMA
Estimated Time Frame for Completion	Long Term
Estimated Cost	
Funding Source	FEMA/State/Local
Priority/Status	New; High; Yearly The previous mitigation plan had Protect Critical Facilities and Infrastructure for every individual hazard. This mitigation action replaces those actions in order to streamline the plan and to adopt the "all hazards" approach within mitigation planning.
Action Description	Protect and/or Retrofit Utility Infrastructure
Goal	Prevention Property Protection Structural Mitigation
Hazards Addressed	All Hazards
Local Planning Mechanism	Mayor's Office, Jefferson County EMA
Estimated Time Frame for Completion	Long Term
Estimated Cost	
Funding Source	FEMA/State/Local

Priority/Status	New; High; The previous mitigation plan had Protect and/or Retrofit Utility Infrastructure for every individual hazard. This mitigation action replaces those actions in order to streamline the plan and to adopt the “all hazards” approach within mitigation planning.
Action Description	Assess Vulnerability and Hazard Risk
Goal	Emergency Services Public Education and Awareness Prevention Property Protection Structural Mitigation
Hazards Addressed	Multiple Hazards
Local Planning Mechanism	Jefferson County Emergency Management Agency, Mayors Office
Estimated Time Frame for Completion	Long Term
Estimated Cost	Unknown
Funding Source	Local, State, Federal
Priority/Status	New Action; High
Action Description	Increase Hazard Awareness and Increase Preparedness Within the Home through campaigns, fairs, seminars, direct mailings, materials, public service announcements, and other means of communications
Goal	Emergency Services Public Education and Awareness Prevention
Hazards Addressed	Multiple Hazards
Local Planning Mechanism	Jefferson County Emergency Management Agency, Mayors Office, Fire Department
Estimated Time Frame for Completion	Long Term
Estimated Cost	Unknown

Funding Source	Local, State, Federal
Priority/Status	New; High; Ongoing
Action Description	Adopt and enforce building codes
Goal	Property Protection Structural Mitigation Prevention
Hazards Addressed	Multiple Hazards
Local Planning Mechanism	Jefferson County Emergency Management Agency, Mayors Office, Fire Department, Building Inspection, Engineering Department
Estimated Time Frame for Completion	Long Term
Estimated Cost	Unknown
Funding Source	Local, State, Federal
Priority/Status	New; Medium; Ongoing

Action Description	Assist Vulnerable Populations
Goal	Public Education and Awareness Prevention
Hazards Addressed	Multiple Hazards
Local Planning Mechanism	Jefferson County Emergency Management Agency, Mayors Office, Jefferson County VOAD
Estimated Time Frame for Completion	Long Term
Estimated Cost	Unknown
Funding Source	Local, State and Federal
Priority/Status	New; High; Ongoing

Action Description	Remove Existing buildings and infrastructure from hazard areas
Goal	Property Protection Structural Mitigation Prevention
Hazards Addressed	Multiple Hazards
Local Planning Mechanism	Jefferson County Emergency Management Agency, Mayors Office
Estimated Time Frame for Completion	Long Term
Estimated Cost	Unknown
Funding Source	Local, State, Federal
Priority/Status	New; Medium
Action Description	Reduce impacts to roadways and bridges

Goal	Emergency Services Structural Mitigation Prevention
Hazards Addressed	Multiple Hazards
Local Planning Mechanism	Jefferson County Emergency Management Agency, Mayors Office, Public Works, ALDOT
Estimated Time Frame for Completion	Long Term
Estimated Cost	Unknown
Funding Source	Local, State and Federal
Priority/Status	New; Medium
Action Description	Construct Hazard Resilient Facilities and Infrastructure in order to provide continuity of operations and government.
Goal	Emergency Services Property Protection Structural Mitigation Prevention
Hazards Addressed	Multiple Hazards
Local Planning Mechanism	Jefferson County Emergency Management Agency
Estimated Time Frame for Completion	Long Term
Estimated Cost	Unknown
Funding Source	Local, State and Federal
Priority/Status	New; Low

Mountain Brook's Mitigation Action Plan	
Action Description	Hazard Awareness Weeks
Goal	Public Education and Awareness
Hazards Addressed	All Hazards
Local Planning Mechanism	Jefferson County EMA
Estimated Time Frame for Completion	Annually
Estimated Cost	
Funding Source	Local
Priority/Status	Medium; Yearly; Replaced Hazard awareness weeks are advertised via social media and websites in partnership with the Jefferson County EMA. This mitigation action has been replaced with a new action in order to streamline the plan and to adopt the “all hazards” approach within mitigation planning and awareness.

Action Description	Preparedness Handbooks, Brochures. Distribution of Severe Weather Guides, Homeowner’s Retrofit Guide, Etc.
Goal	Public Education and Awareness
Hazards Addressed	All Hazards
Local Planning Mechanism	FEMA
Estimated Time Frame for Completion	Seasonal
Estimated Cost	No Additional Cost
Funding Source	FEMA
Priority/Status	Medium; Yearly; Replaced Brochures and information are provided to the public in various ways via the agency website, social media, and public engagement events. This mitigation action has been replaced with a new action in order to streamline the plan and to adopt the “all hazards” approach within mitigation planning and awareness.

Action Description	Emergency Preparedness Education Programs for Schools.
Goal	Public Education and Awareness
Hazards Addressed	All Hazards
Local Planning Mechanism	MB BD of Education, Mtn Brook FD
Estimated Time Frame for Completion	Ongoing, Annually September
Estimated Cost	
Funding Source	Local

Priority/Status	High; Yearly
-----------------	--------------

Action Description	Drills, Exercises in Homes, Workplaces, Classrooms, Etc.
Goal	Public Education and Awareness
Hazards Addressed	All Hazards
Local Planning Mechanism	MB BD of Education, Mtn Brook FD
Estimated Time Frame for Completion	Ongoing, Semi-Annually
Estimated Cost	
Funding Source	Local
Priority/Status	High; Ongoing These activities are encouraged through awareness weeks, via social media and agency websites. These activities are also required to occur within the jurisdictional school system.

Action Description	Everbridge Emergency Alert Notifications
Goal	Emergency Services Public Education and Awareness
Hazards Addressed	All Hazards
Local Planning Mechanism	Jefferson County EMA, Mtn Brook FD
Estimated Time Frame for Completion	Quarterly Drill with Mayors, Police Chief
Estimated Cost	No Additional Cost

Funding Source	Local
Priority/Status	High; Yearly
Action Description	Public Service Announcements.
Goal	Public Education and Awareness
Hazards Addressed	All Hazards
Local Planning Mechanism	MB BD of Education, Mtn Brook FD
Estimated Time Frame for Completion	Semi-Annually
Estimated Cost	
Funding Source	Local
Priority/Status	Medium; Semi-Annually
Action Description	Annual Correspondence with Residents Reminding Them of The Need to Be Hazard Prepared.
Goal	Public Education and Awareness
Hazards Addressed	All Hazards
Local Planning Mechanism	City of MB
Estimated Time Frame for Completion	Annually
Estimated Cost	
Funding Source	Local

Priority/Status	High; Yearly; Replaced Correspondence has been amplified via the use of social media platforms, and news media partnerships. This mitigation action has been replaced with a new action in order to streamline the plan and to adopt the “all hazards” approach within mitigation planning and awareness.
Action Description	Assess Vulnerability to Drought Risk
Goal	Prevention Natural Resource Protection
Hazards Addressed	Drought
Local Planning Mechanism	Jefferson County EMA
Estimated Time Frame for Completion	2020
Estimated Cost	
Funding Source	Local
Priority/Status	Low; Completed
Action Description	Monitor Drought Conditions
Goal	Prevention Natural Resource Protection
Hazards Addressed	Droughts
Local Planning Mechanism	Jefferson County EMA, Fire
Estimated Time Frame for Completion	Seasonally

Estimated Cost	No Additional Cost
Funding Source	Local
Priority/Status	Medium; Yearly
Action Description	Monitor Water Supply
Goal	Prevention Natural Resource Protection
Hazards Addressed	Drought
Local Planning Mechanism	County, NWS, BWWB
Estimated Time Frame for Completion	Continuously
Estimated Cost	
Funding Source	Local/Private
Priority/Status	Medium; Ongoing The Water supply is monitored via our partnerships with local utilities.
Action Description	Plan for Drought
Goal	Prevention Natural Resource Protection
Hazards Addressed	Drought
Local Planning Mechanism	Jefferson County EMA, Fire

Estimated Time Frame for Completion	2020
Estimated Cost	
Funding Source	Local
Priority/Status	Medium; Completed Drought planning is done annually in partnership with the EMA.
Action Description	Require Water Conservation During Drought Conditions.
Goal	Prevention Natural Resource Protection
Hazards Addressed	Drought
Local Planning Mechanism	Jefferson County EMA, Fire, City Council
Estimated Time Frame for Completion	As Needed, Annually
Estimated Cost	
Funding Source	Local
Priority/Status	High; Yearly
Action Description	Educate Residents on Water Saving Techniques.
Goal	Natural Resource Protection Public Education and Awareness
Hazards Addressed	Drought
Local Planning Mechanism	Fire, Jefferson County EMA
Estimated Time Frame for Completion	Semi-Annually

Estimated Cost	
Funding Source	Local
Priority/Status	Low; Semi-Annually; Replaced
	Water saving techniques are broadcasted and amplified when extended periods of low to no precipitation occurs. This information is published via social media, website, meetings and local partnerships with news media. This mitigation action has been replaced with a new action in order to streamline the plan and to adopt the “all hazards” approach within mitigation planning and awareness.
Action Description	Adopt and Enforce Building Codes.
Goal	Prevention Property Protection
Hazards Addressed	Earthquakes
Local Planning Mechanism	Inspections
Estimated Time Frame for Completion	2020
Estimated Cost	
Funding Source	Local
Priority/Status	High; Replaced
	The previous mitigation plan had adopt and enforce building codes for every individual hazard. . This mitigation action has been replaced with a new action in order to streamline the plan and to adopt the “all hazards” approach within mitigation planning and awareness.
Action Description	Incorporate Earthquake Mitigation into Local Planning.
Goal	Prevention
Hazards Addressed	Earthquakes
Local Planning Mechanism	City, Inspections

Estimated Time Frame for Completion	Annually
Estimated Cost	
Funding Source	Local
Priority/Status	Low; Yearly
Action Description	Incorporate Flood Mitigation in Local Planning
Goal	Prevention
Hazards Addressed	Flooding
Local Planning Mechanism	City, Planning
Estimated Time Frame for Completion	Annually
Estimated Cost	
Funding Source	Local
Priority/Status	Medium; Yearly
Action Description	Limit or Restrict Development in Floodplain Areas.
Goal	Prevention Property Protection Natural Resource Protection
Hazards Addressed	Flooding

Local Planning Mechanism	City, Planning
Estimated Time Frame for Completion	2025
Estimated Cost	
Funding Source	Local
Priority/Status	Medium; Ongoing
Action Description	Adopt and Enforce Building Codes and Development Standards.
Goal	Prevention Property Protection Structural Mitigation
Hazards Addressed	Flooding
Local Planning Mechanism	City, Planning
Estimated Time Frame for Completion	2020
Estimated Cost	
Funding Source	Local
Priority/Status	Medium; Replaced The previous mitigation plan had adopt and enforce building codes for every individual hazard. . This mitigation action has been replaced with a new action in order to streamline the plan and to adopt the “all hazards” approach within mitigation planning and awareness.
Action Description	Improve Stormwater Management Planning.

Goal	Prevention Property Protection Natural Resource Protection
Hazards Addressed	Flooding
Local Planning Mechanism	City, Planning, Jefferson County Storm Water Management
Estimated Time Frame for Completion	Annually
Estimated Cost	
Funding Source	Local
Priority/Status	Medium; Yearly

Action Description	Adopt Policies to Reduce Stormwater Runoff.
Goal	Prevention Property Protection Natural Resource Protection Structural Mitigation
Hazards Addressed	Flooding
Local Planning Mechanism	City, Planning, JC Storm Water MGMT
Estimated Time Frame for Completion	2025
Estimated Cost	
Funding Source	Local
Priority/Status	Medium; Incomplete This action has not been completed. The time frame for the action has been extended in order to ensure completion.
Action Description	Improve Flood Risk Assessment.
Goal	Prevention

Hazards Addressed	Flooding
Local Planning Mechanism	City, Planning
Estimated Time Frame for Completion	2025
Estimated Cost	
Funding Source	Local
Priority/Status	Medium; Incomplete This action has not been completed. The time frame for the action has been extended in order to ensure completion.
Action Description	Improve Stormwater Drainage System Capacity.
Goal	Property Protection Structural Mitigation
Hazards Addressed	Flooding
Local Planning Mechanism	City, Planning, JC Storm Water MGMT
Estimated Time Frame for Completion	2025
Estimated Cost	
Funding Source	FEMA/State/Local
Priority/Status	High; Ongoing
Action Description	Conduct Regular Maintenance of Drainage Systems and Flood Control Structures

Goal	Property Protection Natural Resource Protection Structural Mitigation
Hazards Addressed	Flooding
Local Planning Mechanism	Stormwater, Public Works
Estimated Time Frame for Completion	Long Term
Estimated Cost	
Funding Source	Local
Priority/Status	High; Ongoing Due to the importance of this action, this action will need to be maintained on an annual basis. The changes have been reflected within the action.
Action Description	Protect Infrastructure
Goal	Prevention Property Protection Structural Mitigation
Hazards Addressed	Flooding
Local Planning Mechanism	City, County, State
Estimated Time Frame for Completion	Annually
Estimated Cost	
Funding Source	State/Local
Priority/Status	High; Yearly; Replaced The previous mitigation plan had Protect Critical Facilities and Infrastructure for every individual hazard. Another mitigation action replaces this current action in order to streamline the plan and to adopt the “all hazards” approach within mitigation planning.

Action Description	Protect Critical Facilities.
Goal	Prevention Property Protection Structural Mitigation
Hazards Addressed	Flooding
Local Planning Mechanism	City, County, State
Estimated Time Frame for Completion	Annually
Estimated Cost	
Funding Source	State/Local
Priority/Status	High; Yearly; Replaced The previous mitigation plan had Protect Critical Facilities and Infrastructure for every individual hazard. Another mitigation action replaces this current action in order to streamline the plan and to adopt the “all hazards” approach within mitigation planning.
Action Description	Increase Awareness of Flood Risk
Goal	Public Education and Awareness
Hazards Addressed	Flooding
Local Planning Mechanism	Jefferson County EMA, City Council
Estimated Time Frame for Completion	Annually
Estimated Cost	
Funding Source	State/Local
Priority/Status	High; Yearly

Action Description	Educate Property Owners About Flood Mitigation Techniques
Goal	Public Education and Awareness
Hazards Addressed	Flooding
Local Planning Mechanism	City, County, State
Estimated Time Frame for Completion	Annually
Estimated Cost	
Funding Source	State/Local
Priority/Status	High; Yearly; Replaced This mitigation action has been replaced with a new action in order to streamline the plan and to adopt the “all hazards” approach within mitigation planning and awareness.
Action Description	Map and Assess Vulnerability to Erosion
Goal	Prevention
Hazards Addressed	Landslides/Erosion
Local Planning Mechanism	Planning, Zoning, and Sustainability
Estimated Time Frame for Completion	2025
Estimated Cost	
Funding Source	Local
Priority/Status	Medium; Ongoing

Action Description	Manage Development in Erosion Hazard Areas
Goal	Prevention
Hazards Addressed	Landslides/Erosion
Local Planning Mechanism	Planning, Zoning, and Sustainability, City Council
Estimated Time Frame for Completion	2025
Estimated Cost	
Funding Source	Local
Priority/Status	Medium; Ongoing
Action Description	Promote or Require Site and Building Design Standards to Minimize Erosion Risk
Goal	Prevention Natural Resource Protection
Hazards Addressed	Landslides/Erosion
Local Planning Mechanism	Planning, Zoning, and Sustainability, City Council
Estimated Time Frame for Completion	2025
Estimated Cost	
Funding Source	Local
Priority/Status	Medium; Incomplete Some mitigation actions included in previous Hazard Mitigation Plans have not been completed due to attrition and lack of funding. These mitigation actions have been included in this Hazard Mitigation Plan to be implemented in the future.

Action Description	Increase Awareness of Erosion Hazards
Goal	Public Education and Awareness
Hazards Addressed	Landslides/Erosion
Local Planning Mechanism	City, County
Estimated Time Frame for Completion	Annually
Estimated Cost	No Additional Cost
Funding Source	Local
Priority/Status	Medium; Yearly; Replaced Erosion hazard awareness is advertised annually via social media and agency websites. This mitigation action has been replaced with a new action in order to streamline the plan and to adopt the “all hazards” approach within mitigation planning and awareness.
Action Description	Encourage Construction of Safe Rooms
Goal	Property Protection Structural Mitigation Public Education and Awareness
Hazards Addressed	Tornadoes
Local Planning Mechanism	City Council, Fire, Jefferson County EMA
Estimated Time Frame for Completion	Ongoing, most of the citizens rely on grant funds to construct safe rooms, some of the citizens have been listed on the wait list.
Estimated Cost	
Funding Source	FEMA/State/Local

Priority/Status	High; Ongoing
Action Description	Activate Tornado Warning Sirens
Goal	Public Education and Awareness Emergency Services
Hazards Addressed	Tornadoes
Local Planning Mechanism	Jefferson County EMA
Estimated Time Frame for Completion	Monthly test, as Needed
Estimated Cost	
Funding Source	Local
Priority/Status	High; Ongoing
Action Description	Conduct Tornado Awareness Activities
Goal	Public Education and Awareness
Hazards Addressed	Tornadoes
Local Planning Mechanism	City, County
Estimated Time Frame for Completion	Ongoing, Annually
Estimated Cost	
Funding Source	Local

Priority/Status	High; Ongoing; Replaced Tornado hazard awareness is advertised annually via social media, website postings, and partnerships with the media. This mitigation action has been replaced with a new action in order to streamline the plan and to adopt the “all hazards” approach within mitigation planning and awareness.
Action Description	Map and Assess Vulnerability to Wildfire
Goal	Prevention Property Protection Natural Resource Protection
Hazards Addressed	Wildfires
Local Planning Mechanism	Forestry
Estimated Time Frame for Completion	2020
Estimated Cost	
Funding Source	State
Priority/Status	Medium; Completed Vulnerability to hazards is assessed on an annual basis through open sources data and partnership with Jefferson County EMA. Due to several actions assessing vulnerability, this mitigation action has been replaced with a new action in order to streamline the plan and to adopt the “all hazards” approach within mitigation planning and awareness.
Action Description	Create Defensible Space Around Structures and Infrastructure
Goal	Prevention Property Protection Natural Resource Protection Structural Mitigation
Hazards Addressed	Wildfires
Local Planning Mechanism	FD, Forestry, Owners

Estimated Time Frame for Completion	Annually
Estimated Cost	
Funding Source	Local/Private
Priority/Status	Medium; Annually
Action Description	Increase Wildfire Risk Awareness
Goal	Public Education and Awareness
Hazards Addressed	Wildfires
Local Planning Mechanism	FD, Forestry
Estimated Time Frame for Completion	Annually
Estimated Cost	
Funding Source	State/Local
Priority/Status	Medium; Yearly; Replaced
Action Description	Adopt and Enforce Building Codes
Goal	Prevention Property Protection
Hazards Addressed	Wildfires
Local Planning Mechanism	City, Planning

Estimated Time Frame for Completion	2018
Estimated Cost	
Funding Source	Local
Priority/Status	High; Replaced The previous mitigation plan had adopt and enforce building codes for every individual hazard. A new mitigation action has been developed in order to streamline the plan and to adopt the “all hazards” approach within mitigation planning.
Action Description	Protect Buildings and Infrastructure
Goal	Prevention Property Protection Structural Mitigation
Hazards Addressed	Wildfires
Local Planning Mechanism	City, FD, PD
Estimated Time Frame for Completion	Annually
Estimated Cost	
Funding Source	Local
Priority/Status	High; Yearly; Replaced This mitigation action has been replaced with a new action in order to streamline the plan and to adopt the “all hazards” approach within mitigation planning and awareness.
Action Description	Increase Awareness of Winter Weather Risks
Goal	Public Education and Awareness
Hazards Addressed	Winter Storms/Freezes

Local Planning Mechanism	Jefferson County EMA
Estimated Time Frame for Completion	Annually
Estimated Cost	No Additional Cost
Funding Source	Local
Priority/Status	High; Yearly; Replaced Winter Weather risk and hazard awareness is advertised annually via social media, website postings, and partnerships with the media. This mitigation action has been replaced with a new action in order to streamline the plan and to adopt the “all hazards” approach within mitigation planning and awareness.
Action Description	Increase Hail Risk Awareness
Goal	Public Education and Awareness
Hazards Addressed	Hail
Local Planning Mechanism	Jefferson County EMA
Estimated Time Frame for Completion	Annually
Estimated Cost	No Additional Cost
Funding Source	Local
Priority/Status	High; Yearly; Replaced Hail risk and hazard awareness is advertised annually via social media, website postings, and partnerships with the media. This mitigation action has been replaced with a new action in order to streamline the plan and to adopt the “all hazards” approach within mitigation planning and awareness.
Action Description	Conduct Lightning Awareness Programs
Goal	Public Education and Awareness
Hazards Addressed	Lightning

Local Planning Mechanism	Jefferson County EMA
Estimated Time Frame for Completion	Annually
Estimated Cost	No Additional Cost
Funding Source	Local
Priority/Status	High; Yearly; Replaced Lightning hazard awareness is advertised annually via social media, website postings, and partnerships with the media. This mitigation action has been replaced with a new action in order to streamline the plan and to adopt the “all hazards” approach within mitigation planning and awareness.
Action Description	Adopt and Enforce Building Codes
Goal	Prevention Property Protection
Hazards Addressed	Severe Wind
Local Planning Mechanism	City, County, State
Estimated Time Frame for Completion	2020
Estimated Cost	
Funding Source	Local
Priority/Status	High; Replaced The previous mitigation plan had adopt and enforce building codes for every individual hazard. A new mitigation action has been developed in order to streamline the plan and to adopt the “all hazards” approach within mitigation planning.
Action Description	Promote or Require Site and Building Design Standards to Minimize Wind Damage
Goal	Prevention Property Protection

Hazards Addressed	Severe Wind
Local Planning Mechanism	Planning, Zoning, and Sustainability, City Council
Estimated Time Frame for Completion	2025
Estimated Cost	
Funding Source	Local
Priority/Status	High; No action in past five years due to lack of funding.
Action Description	Assess Vulnerability to Severe Wind
Goal	Prevention
Hazards Addressed	Severe Wind
Local Planning Mechanism	Jefferson County EMA, AEMA, FEMA
Estimated Time Frame for Completion	2020
Estimated Cost	
Funding Source	FEMA/State/Local
Priority/Status	High; Completed Vulnerability to hazards is assessed on an annual basis through open sources data and partnership with Jefferson County EMA. Due to several actions assessing vulnerability, this mitigation action has been replaced with a new action in order to streamline the plan and to adopt the “all hazards” approach within mitigation planning and awareness.
Action Description	Increase Severe Wind Risk Awareness
Goal	Public Education and Awareness

Hazards Addressed	Severe Wind
Local Planning Mechanism	City, County
Estimated Time Frame for Completion	2017
Estimated Cost	
Funding Source	FEMA
Priority/Status	High; Completed; Replaced No action in past five years due to lack of funding. This mitigation action has been replaced with a new action in order to streamline the plan, and to adopt the “all hazards” approach within mitigation planning and awareness.
Action Description	Assess Community Risk
Goal	Prevention
Hazards Addressed	Multiple Hazards
Local Planning Mechanism	City
Estimated Time Frame for Completion	2018
Estimated Cost	
Funding Source	Local
Priority/Status	High; Completed
Action Description	Prevent Development in Hazard Areas
Goal	Prevention

Hazards Addressed	Multiple Hazards
Local Planning Mechanism	City, Inspections
Estimated Time Frame for Completion	2025
Estimated Cost	
Funding Source	Local
Priority/Status	High; Ongoing
Action Description	Adopt Development Regulations in Hazard Areas
Goal	Prevention
Hazards Addressed	Multiple Hazards
Local Planning Mechanism	City, Inspections
Estimated Time Frame for Completion	2025
Estimated Cost	
Funding Source	Local
Priority/Status	High; Ongoing
Action Description	Limit Density in Hazard Areas
Goal	Prevention

Hazards Addressed	Multiple Hazards
Local Planning Mechanism	City, Inspections
Estimated Time Frame for Completion	2025
Estimated Cost	
Funding Source	Local
Priority/Status	High; Ongoing
Action Description	Integrate Mitigation into Local Planning
Goal	Prevention
Hazards Addressed	Multiple Hazards
Local Planning Mechanism	City, Inspections, Planning
Estimated Time Frame for Completion	2016
Estimated Cost	
Funding Source	Local
Priority/Status	High; Completed
Action Description	Adopt and Enforce Building Codes
Goal	Prevention Property Protection

Hazards Addressed	Multiple Hazards
Local Planning Mechanism	City
Estimated Time Frame for Completion	2020
Estimated Cost	
Funding Source	Local
Priority/Status	High; Replaced
	The previous mitigation plan had adopt and enforce building codes for every individual hazard. A new mitigation action has been developed in order to streamline the plan and to adopt the “all hazards” approach within mitigation planning.
Action Description	Increase Hazard Education and Risk Awareness
Goal	Public Education and Awareness
Hazards Addressed	Multiple Hazards
Local Planning Mechanism	City, Jefferson County EMA
Estimated Time Frame for Completion	Annually
Estimated Cost	No Additional Cost
Funding Source	Local
Priority/Status	High; Yearly
Action Description	Improve Household Disaster Preparedness
Goal	Public Education and Awareness

Hazards Addressed	Multiple Hazards
Local Planning Mechanism	City, Jefferson County EMA
Estimated Time Frame for Completion	2017
Estimated Cost	
Funding Source	Local
Priority/Status	High; Completed
Action Description	Promote Private Mitigation Efforts
Goal	Public Education and Awareness
Hazards Addressed	Multiple Hazards
Local Planning Mechanism	Individuals
Estimated Time Frame for Completion	Annually
Estimated Cost	
Funding Source	Local
Priority/Status	Medium; Yearly
Action Description	Add Outdoor Warning Sirens Inside Municipal Boundary

Goal	Emergency Services Public Education and Awareness
Hazards Addressed	Multiple Hazards
Local Planning Mechanism	Jefferson County Emergency Management Agency, Mayors Office
Estimated Time Frame for Completion	Long Term
Estimated Cost	Unknown
Funding Source	Local/ State/ Federal
Priority/Status	New Action; High
Action Description	Build and/or Purchase Saferooms And Place Inside Municipal Boundary
Goal	Prevention Emergency Services Public Education and Awareness
Hazards Addressed	Multiple Hazards
Local Planning Mechanism	Mayor's Office, Jefferson County EMA
Estimated Time Frame for Completion	Long Term
Estimated Cost	Unknown
Funding Source	Local/State/Federal
Priority/Status	New Action; High

Action Description	Protect and/or Retrofit Critical Facilities and Infrastructure.
Goal	Prevention Property Protection Structural Mitigation
Hazards Addressed	All Hazards
Local Planning Mechanism	Mayor's Office, Jefferson County EMA
Estimated Time Frame for Completion	Long Term
Estimated Cost	
Funding Source	FEMA/State/Local
Priority/Status	New; High; Yearly The previous mitigation plan had Protect Critical Facilities and Infrastructure for every individual hazard. This mitigation action replaces those actions in order to streamline the plan and to adopt the "all hazards" approach within mitigation planning.
Action Description	Protect and/or Retrofit Utility Infrastructure
Goal	Prevention Property Protection Structural Mitigation
Hazards Addressed	All Hazards
Local Planning Mechanism	Mayor's Office, Jefferson County EMA
Estimated Time Frame for Completion	Long Term
Estimated Cost	
Funding Source	FEMA/State/Local

Priority/Status	New; High; The previous mitigation plan had Protect and/or Retrofit Utility Infrastructure for every individual hazard. This mitigation action replaces those actions in order to streamline the plan and to adopt the “all hazards” approach within mitigation planning.
Action Description	Assess Vulnerability and Hazard Risk
Goal	Emergency Services Public Education and Awareness Prevention Property Protection Structural Mitigation
Hazards Addressed	Multiple Hazards
Local Planning Mechanism	Jefferson County Emergency Management Agency, Mayors Office
Estimated Time Frame for Completion	Long Term
Estimated Cost	Unknown
Funding Source	Local, State, Federal
Priority/Status	New Action; High
Action Description	Increase Hazard Awareness and Increase Preparedness Within the Home through campaigns, fairs, seminars, direct mailings, materials, public service announcements, and other means of communications
Goal	Emergency Services Public Education and Awareness Prevention
Hazards Addressed	Multiple Hazards
Local Planning Mechanism	Jefferson County Emergency Management Agency, Mayors Office, Fire Department
Estimated Time Frame for Completion	Long Term
Estimated Cost	Unknown

Funding Source	Local, State, Federal
Priority/Status	New; High; Ongoing
Action Description	Adopt and enforce building codes
Goal	Property Protection Structural Mitigation Prevention
Hazards Addressed	Multiple Hazards
Local Planning Mechanism	Jefferson County Emergency Management Agency, Mayors Office, Fire Department, Building Inspection, Engineering Department
Estimated Time Frame for Completion	Long Term
Estimated Cost	Unknown
Funding Source	Local, State, Federal
Priority/Status	New; Medium; Ongoing

Action Description	Assist Vulnerable Populations
Goal	Public Education and Awareness Prevention
Hazards Addressed	Multiple Hazards
Local Planning Mechanism	Jefferson County Emergency Management Agency, Mayors Office, Jefferson County VOAD
Estimated Time Frame for Completion	Long Term
Estimated Cost	Unknown
Funding Source	Local, State and Federal
Priority/Status	New; High; Ongoing

Action Description	Remove Existing buildings and infrastructure from hazard areas
Goal	Property Protection Structural Mitigation Prevention
Hazards Addressed	Multiple Hazards
Local Planning Mechanism	Jefferson County Emergency Management Agency, Mayors Office
Estimated Time Frame for Completion	Long Term
Estimated Cost	Unknown
Funding Source	Local, State, Federal
Priority/Status	New; Medium
Action Description	Reduce impacts to roadways and bridges

Goal	Emergency Services Structural Mitigation Prevention
Hazards Addressed	Multiple Hazards
Local Planning Mechanism	Jefferson County Emergency Management Agency, Mayors Office, Public Works, ALDOT
Estimated Time Frame for Completion	Long Term
Estimated Cost	Unknown
Funding Source	Local, State and Federal
Priority/Status	New; Medium
Action Description	Construct Hazard Resilient Facilities and Infrastructure in order to provide continuity of operations and government.
Goal	Emergency Services Property Protection Structural Mitigation Prevention
Hazards Addressed	Multiple Hazards
Local Planning Mechanism	Jefferson County Emergency Management Agency
Estimated Time Frame for Completion	Long Term
Estimated Cost	Unknown
Funding Source	Local, State and Federal
Priority/Status	New; Low

Mulga's Mitigation Action Plan	
Action Description	Hazard Awareness Weeks
Goal	Public Education and Awareness
Hazards Addressed	All Hazards
Local Planning Mechanism	Jefferson County EMA
Estimated Time Frame for Completion	Annually
Estimated Cost	No Additional Cost
Funding Source	Local
Priority/Status	High; Yearly; Replaced Hazard awareness weeks are advertised via social media and websites in partnership with the Jefferson County EMA. This mitigation action has been replaced with a new action in order to streamline the plan and to adopt the “all hazards” approach within mitigation planning and awareness

Action Description	Preparedness Handbooks, Brochures. Distribution of Severe Weather Guides, Homeowner’s Retrofit Guide, Etc.
Goal	Public Education and Awareness
Hazards Addressed	All Hazards
Local Planning Mechanism	Jefferson County EMA, NWS, FEMA
Estimated Time Frame for Completion	Seasonal
Estimated Cost	No Additional Cost
Funding Source	FEMA/State/Local
Priority/Status	High; Yearly; Replaced Brochures and information are provided to the public in various ways via the agency website, social media, and public engagement events. This mitigation action has been replaced with a new action in order to streamline the plan and to adopt the “all hazards” approach within mitigation planning and awareness.

Action Description	Everbridge Emergency Alert Notifications
Goal	Emergency Services Public Education and Awareness
Hazards Addressed	All Hazards
Local Planning Mechanism	Jefferson County EMA
Estimated Time Frame for Completion	Quarterly Drill with Mayors, Police Chiefs, And County Commissioners
Estimated Cost	No Additional Cost
Funding Source	Local
Priority/Status	High; Yearly

Action Description	Hazard “Safety Fairs”.
Goal	Public Education and Awareness

Hazards Addressed	All Hazards
Local Planning Mechanism	Jefferson County EMA
Estimated Time Frame for Completion	Ongoing, Booths Set Up at Different Public Events Annually
Estimated Cost	No Additional Cost
Funding Source	Local
Priority/Status	High; Yearly; Replaced These events occur annually, via visits to schools, community events, community groups and our large annual event also known as “Be Ready Day.” This mitigation action has been replaced with a new action in order to streamline the plan and to adopt the “all hazards” approach within mitigation planning and awareness.
Action Description	Monitor Drought Conditions
Goal	Prevention Natural Resource Protection
Hazards Addressed	Droughts
Local Planning Mechanism	Jefferson County EMA, Water Utilities
Estimated Time Frame for Completion	Seasonally
Estimated Cost	
Funding Source	Local/Private
Priority/Status	Medium; Yearly
Action Description	Monitor Water Supply
Goal	Prevention Natural Resource Protection
Hazards Addressed	Drought
Local Planning Mechanism	Water Utilities

Estimated Time Frame for Completion	Continuously
Estimated Cost	
Funding Source	Private
Priority/Status	Medium; Ongoing The Water supply is monitored via our partnerships with local utilities.
Action Description	Plan for Drought
Goal	Prevention Natural Resource Protection
Hazards Addressed	Drought
Local Planning Mechanism	Jefferson County EMA
Estimated Time Frame for Completion	Annually
Estimated Cost	
Funding Source	Local
Priority/Status	Medium; Annually Drought planning is done annually in partnership with the EMA.
Action Description	Educate Residents on Water Saving Techniques.
Goal	Natural Resource Protection Public Education and Awareness
Hazards Addressed	Drought
Local Planning Mechanism	Jefferson County EMA, Water Utilities
Estimated Time Frame for Completion	Semi-Annually
Estimated Cost	No Additional Cost
Funding Source	Local

Priority/Status	High; Yearly; Replaced Water saving techniques are broadcasted and amplified when extended periods of low to no precipitation occurs. This information is published via social media, website, meetings and local partnerships with news media. This mitigation action has been replaced with a new action in order to streamline the plan and to adopt the “all hazards” approach within mitigation planning and awareness.
Action Description	Increase Earthquake Risk Awareness.
Goal	Public Education and Awareness
Hazards Addressed	Earthquakes
Local Planning Mechanism	Jefferson County EMA
Estimated Time Frame for Completion	Provide FEMA’s Information to Educate Local Citizens on A Semi-Annual Basis.
Estimated Cost	No Additional Cost
Funding Source	Local
Priority/Status	High; Yearly; Replaced Earthquake awareness has been advertised via social media and website postings. This mitigation action has been replaced with a new action in order to streamline the plan and to adopt the “all hazards” approach within mitigation planning and awareness.
Action Description	Improve Stormwater Management Planning.
Goal	Prevention Property Protection Natural Resource Protection
Hazards Addressed	Flooding
Local Planning Mechanism	Mayor, SWMA
Estimated Time Frame for Completion	Annually
Estimated Cost	

Funding Source	Local
Priority/Status	High; Yearly
Action Description	Improve Stormwater Drainage System Capacity.
Goal	Property Protection Structural Mitigation
Hazards Addressed	Flooding
Local Planning Mechanism	Mayor, SWMA
Estimated Time Frame for Completion	2025
Estimated Cost	
Funding Source	Local
Priority/Status	Low; Ongoing
Action Description	Conduct Regular Maintenance of Drainage Systems and Flood Control Structures
Goal	Property Protection Natural Resource Protection Structural Mitigation
Hazards Addressed	Flooding
Local Planning Mechanism	Public Works, SWMA
Estimated Time Frame for Completion	Annually
Estimated Cost	
Funding Source	Local
Priority/Status	High Ongoing
	Due to the importance of this action, this action will need to be maintained on an annual basis. The changes have been reflected within the action.

Action Description	Construct Flood Control Measures.
Goal	Prevention
Hazards Addressed	Flooding
Local Planning Mechanism	Mayor, FEMA
Estimated Time Frame for Completion	2025
Estimated Cost	
Funding Source	FEMA/State/Local
Priority/Status	Low; Ongoing
Action Description	Increase Awareness of Flood Risk
Goal	Public Education and Awareness
Hazards Addressed	Flooding
Local Planning Mechanism	Jefferson County EMA
Estimated Time Frame for Completion	Annually
Estimated Cost	No Additional Cost
Funding Source	Local
Priority/Status	High; Yearly; Replaced
	Flood Risk and Safety is advertised via social media and websites, as well as through partnerships with local media. This mitigation action has been replaced with a new action in order to streamline the plan and to adopt the “all hazards” approach within mitigation planning and awareness.
Action Description	Educate Property Owners About Flood Mitigation Techniques
Goal	Public Education and Awareness
Hazards Addressed	Flooding

Local Planning Mechanism	Jefferson County EMA
Estimated Time Frame for Completion	Annually
Estimated Cost	
Funding Source	FEMA/State/Local
Priority/Status	High; Yearly; Replaced This mitigation action has been replaced with a new action in order to streamline the plan and to adopt the “all hazards” approach within mitigation planning and awareness.
Action Description	Increase Awareness of Erosion Hazards
Goal	Public Education and Awareness
Hazards Addressed	Landslides/Erosion
Local Planning Mechanism	Jefferson County EMA
Estimated Time Frame for Completion	Annually
Estimated Cost	No Additional Cost
Funding Source	Local
Priority/Status	High; Yearly; Replaced Erosion hazard awareness is advertised annually via social media and agency websites. This mitigation action has been replaced with a new action in order to streamline the plan and to adopt the “all hazards” approach within mitigation planning and awareness.

Action Description	Educate Residents About Subsidence
Goal	Public Education and Awareness
Hazards Addressed	Land Subsidence
Local Planning Mechanism	Jefferson County EMA
Estimated Time Frame for Completion	Annually
Estimated Cost	No Additional Cost
Funding Source	Local
Priority/Status	High; Yearly; Replaced Subsidence hazard awareness is advertised annually via social media, website postings, and partnerships with the media. This mitigation action has been replaced with a new action in order to streamline the plan and to adopt the “all hazards” approach within mitigation planning and awareness.
Action Description	Encourage Construction of Safe Rooms
Goal	Property Protection Structural Mitigation Public Education and Awareness
Hazards Addressed	Tornadoes
Local Planning Mechanism	Mayor, Jefferson County EMA, AEMA, FEMA
Estimated Time Frame for Completion	Ongoing, most of the citizens rely on grant funds to construct safe rooms, some of the citizens have been listed on the wait list.
Estimated Cost	
Funding Source	FEMA/State/Local
Priority/Status	High; Ongoing

Mulga	
Action Description	Conduct Tornado Awareness Activities
Goal	Public Education and Awareness
Hazards Addressed	Tornadoes
Local Planning Mechanism	Jefferson County EMA
Estimated Time Frame for Completion	Annually
Estimated Cost	
Funding Source	Local
Priority/Status	High; Ongoing; Replaced Tornado hazard awareness is advertised annually via social media, website postings, and partnerships with the media. This mitigation action has been replaced with a new action in order to streamline the plan and to adopt the “all hazards” approach within mitigation planning and awareness.
Action Description	Increase Wildfire Risk Awareness
Goal	Public Education and Awareness
Hazards Addressed	Wildfires
Local Planning Mechanism	Jefferson County EMA, Alabama Forestry Commission
Estimated Time Frame for Completion	Annually
Estimated Cost	No Additional Cost
Funding Source	State/Local
Priority/Status	Medium; Yearly; Replaced Wildfire hazard awareness is advertised annually via social media, website postings, and partnerships with the media. This mitigation action has been replaced with a new action in order to streamline the plan and to adopt the “all hazards” approach within mitigation planning and awareness.

Action Description	Educate Property Owners About Wildfire Mitigation Techniques
Goal	Public Education and Awareness
Hazards Addressed	Wildfires
Local Planning Mechanism	Jefferson County EMA, Alabama Forestry Commission
Estimated Time Frame for Completion	Annually
Estimated Cost	
Funding Source	State/Local
Priority/Status	Medium; Yearly; Replaced Wildfire mitigation techniques and hazard awareness is advertised annually via social media, website postings, and partnerships with the media. This mitigation action has been replaced with a new action in order to streamline the plan and to adopt the “all hazards” approach within mitigation planning and awareness.
Action Description	Conduct Winter Weather Risk Awareness Activities
Goal	Public Education and Awareness
Hazards Addressed	Winter Storms/Freezes
Local Planning Mechanism	Jefferson County EMA
Estimated Time Frame for Completion	Annually
Estimated Cost	No Additional Cost
Funding Source	Local
Priority/Status	High; Yearly; Replace Winter Weather risk and hazard awareness is advertised annually via social media, website postings, and partnerships with the media. This mitigation action has been replaced with a new action in order to streamline the plan and to adopt the “all hazards” approach within mitigation planning and awareness.

Action Description	Educate Property Owners About Freezing Pipes
Goal	Public Education and Awareness
Hazards Addressed	Extreme Temperatures
Local Planning Mechanism	Jefferson County EMA, Water Utilities
Estimated Time Frame for Completion	Seasonal
Estimated Cost	No Additional Cost
Funding Source	Local
Priority/Status	Medium; Yearly; Replaced Freezing pipe awareness falls under winter weather hazard awareness, and is advertised annually via social media, website postings, and partnerships with the media. This mitigation action has been replaced with a new action in order to streamline the plan and to adopt the “all hazards” approach within mitigation planning and awareness.
Action Description	Increase Awareness of Extreme Temperature Risk and Safety
Goal	Public Education and Awareness
Hazards Addressed	Extreme Temperatures
Local Planning Mechanism	Jefferson County EMA
Estimated Time Frame for Completion	Annually
Estimated Cost	No Additional Cost
Funding Source	Local
Priority/Status	High; Yearly; Replaced Extreme Temperature hazard awareness is advertised annually via social media, website postings, and partnerships with the media. This mitigation action has been replaced with a new action in order to streamline the plan and to adopt the “all hazards” approach within mitigation planning and awareness

Action Description	Increase Hail Risk Awareness
Goal	Public Education and Awareness
Hazards Addressed	Hail
Local Planning Mechanism	Jefferson County EMA
Estimated Time Frame for Completion	Annually
Estimated Cost	No Additional Cost
Funding Source	Local
Priority/Status	High; Yearly; Replaced Hail risk and hazard awareness is advertised annually via social media, website postings, and partnerships with the media. This mitigation action has been replaced with a new action in order to streamline the plan and to adopt the “all hazards” approach within mitigation planning and awareness.
Action Description	Conduct Lightning Awareness Programs
Goal	Public Education and Awareness
Hazards Addressed	Lightning
Local Planning Mechanism	Jefferson County EMA, Alabama Power
Estimated Time Frame for Completion	2020
Estimated Cost	No Additional Cost
Funding Source	Local/Private
Priority/Status	High; Completed; Replaced Lightning hazard awareness is advertised annually via social media, website postings, and partnerships with the media. This mitigation action has been replaced with a new action in order to streamline the plan and to adopt the “all hazards” approach within mitigation planning and awareness.

Action Description	Increase Severe Wind Risk Awareness
Goal	Public Education and Awareness
Hazards Addressed	Severe Wind
Local Planning Mechanism	Jefferson County EMAF
Estimated Time Frame for Completion	2017
Estimated Cost	No Additional Cost
Funding Source	Local
Priority/Status	High; Completed; Replaced Severe Wind risk and hazard awareness is advertised annually via social media, website postings, and partnerships with the media. This mitigation action has been replaced with a new action in order to streamline the plan and to adopt the “all hazards” approach within mitigation planning and awareness
Action Description	Adopt and Enforce Building Codes
Goal	Prevention Property Protection
Hazards Addressed	Multiple Hazards
Local Planning Mechanism	Jefferson County Inspection Services
Estimated Time Frame for Completion	Annually
Estimated Cost	
Funding Source	Local
Priority/Status	High; Ongoing
Action Description	Integrate Mitigation into Local Planning
Goal	Prevention

Hazards Addressed	Multiple Hazards
Local Planning Mechanism	Jefferson County EMA, Jefferson County Inspection Services
Estimated Time Frame for Completion	2016
Estimated Cost	
Funding Source	Local
Priority/Status	Medium; Completed
Action Description	Protect Infrastructure and Critical Facilities
Goal	Property Protection Structural Mitigation
Hazards Addressed	Multiple Hazards
Local Planning Mechanism	Public Works, Fire Department
Estimated Time Frame for Completion	2025
Estimated Cost	
Funding Source	Local
Priority/Status	High; Ongoing
Action Description	Increase Hazard Education and Risk Awareness

Goal	Public Education and Awareness
Hazards Addressed	Multiple Hazards
Local Planning Mechanism	Jefferson County EMA
Estimated Time Frame for Completion	2017
Estimated Cost	No Additional Cost
Funding Source	Local
Priority/Status	High; Completed
Action Description	Improve Household Disaster Preparedness
Goal	Public Education and Awareness
Hazards Addressed	Multiple Hazards
Local Planning Mechanism	Jefferson County EMA
Estimated Time Frame for Completion	2017
Estimated Cost	
Funding Source	Local
Priority/Status	High; Completed

Action Description	Promote Private Mitigation Efforts
Goal	Public Education and Awareness
Hazards Addressed	Multiple Hazards
Local Planning Mechanism	Jefferson County EMA, Mayor, Council
Estimated Time Frame for Completion	2017
Estimated Cost	
Funding Source	FEMA/State/Local
Priority/Status	Medium; Completed
	No action in past five years due to lack of funding.
Action Description	Add Outdoor Warning Sirens Inside Municipal Boundary
Goal	Emergency Services Public Education and Awareness
Hazards Addressed	Multiple Hazards
Local Planning Mechanism	Jefferson County Emergency Management Agency, Mayors Office
Estimated Time Frame for Completion	Long Term
Estimated Cost	Unknown
Funding Source	Local/ State/ Federal
Priority/Status	New Action; High
Action Description	Build and/or Purchase Saferooms And Place Inside Municipal Boundary
Goal	Prevention Emergency Services Public Education and Awareness

Hazards Addressed	Multiple Hazards
Local Planning Mechanism	Mayor's Office, Jefferson County EMA
Estimated Time Frame for Completion	Long Term
Estimated Cost	Unknown
Funding Source	Local/State/Federal
Priority/Status	New Action; High
Action Description	Protect and/or Retrofit Critical Facilities and Infrastructure.
Goal	Prevention Property Protection Structural Mitigation
Hazards Addressed	All Hazards
Local Planning Mechanism	Mayor's Office, Jefferson County EMA
Estimated Time Frame for Completion	Long Term
Estimated Cost	
Funding Source	FEMA/State/Local
Priority/Status	New; High; Yearly The previous mitigation plan had Protect Critical Facilities and Infrastructure for every individual hazard. This mitigation action replaces those actions in order to streamline the plan and to adopt the "all hazards" approach within mitigation planning.
Action Description	Protect and/or Retrofit Utility Infrastructure
Goal	Prevention Property Protection Structural Mitigation
Hazards Addressed	All Hazards

Local Planning Mechanism	Mayor's Office, Jefferson County EMA
Estimated Time Frame for Completion	Long Term
Estimated Cost	
Funding Source	FEMA/State/Local
Priority/Status	New; High; The previous mitigation plan had Protect and/or Retrofit Utility Infrastructure for every individual hazard. This mitigation action replaces those actions in order to streamline the plan and to adopt the "all hazards" approach within mitigation planning.
Action Description	Assess Vulnerability and Hazard Risk
Goal	Emergency Services Public Education and Awareness Prevention Property Protection Structural Mitigation
Hazards Addressed	Multiple Hazards
Local Planning Mechanism	Jefferson County Emergency Management Agency, Mayors Office
Estimated Time Frame for Completion	Long Term
Estimated Cost	Unknown
Funding Source	Local, State, Federal
Priority/Status	New Action; High
Action Description	Increase Hazard Awareness and Increase Preparedness Within the Home through campaigns, fairs, seminars, direct mailings, materials, public service announcements, and other means of communications
Goal	Emergency Services Public Education and Awareness Prevention

Hazards Addressed	Multiple Hazards
Local Planning Mechanism	Jefferson County Emergency Management Agency, Mayors Office, Fire Department
Estimated Time Frame for Completion	Long Term
Estimated Cost	Unknown
Funding Source	Local, State, Federal
Priority/Status	New; High; Ongoing

Action Description	Adopt and enforce building codes
Goal	Property Protection Structural Mitigation Prevention
Hazards Addressed	Multiple Hazards
Local Planning Mechanism	Jefferson County Emergency Management Agency, Mayors Office, Fire Department, Building Inspection, Engineering Department
Estimated Time Frame for Completion	Long Term
Estimated Cost	Unknown
Funding Source	Local, State, Federal
Priority/Status	New; Medium; Ongoing

Action Description	Assist Vulnerable Populations
Goal	Public Education and Awareness Prevention
Hazards Addressed	Multiple Hazards
Local Planning Mechanism	Jefferson County Emergency Management Agency, Mayors Office, Jefferson County VOAD
Estimated Time Frame for Completion	Long Term
Estimated Cost	Unknown
Funding Source	Local, State and Federal
Priority/Status	New; High; Ongoing

Action Description	Remove Existing buildings and infrastructure from hazard areas
Goal	Property Protection Structural Mitigation Prevention
Hazards Addressed	Multiple Hazards
Local Planning Mechanism	Jefferson County Emergency Management Agency, Mayors Office
Estimated Time Frame for Completion	Long Term
Estimated Cost	Unknown
Funding Source	Local, State, Federal
Priority/Status	New; Medium
Action Description	Reduce impacts to roadways and bridges

Goal	Emergency Services Structural Mitigation Prevention
Hazards Addressed	Multiple Hazards
Local Planning Mechanism	Jefferson County Emergency Management Agency, Mayors Office, Public Works, ALDOT
Estimated Time Frame for Completion	Long Term
Estimated Cost	Unknown
Funding Source	Local, State and Federal
Priority/Status	New; Medium
Action Description	Construct Hazard Resilient Facilities and Infrastructure in order to provide continuity of operations and government.
Goal	Emergency Services Property Protection Structural Mitigation Prevention
Hazards Addressed	Multiple Hazards
Local Planning Mechanism	Jefferson County Emergency Management Agency
Estimated Time Frame for Completion	Long Term
Estimated Cost	Unknown
Funding Source	Local, State and Federal
Priority/Status	New; Low

North Johns' Mitigation Action Plan	
Action Description	Add Outdoor Warning Sirens Inside Municipal Boundary
Goal	Emergency Services Public Education and Awareness
Hazards Addressed	Multiple Hazards
Local Planning Mechanism	Jefferson County Emergency Management Agency, Mayors Office
Estimated Time Frame for Completion	Long Term
Estimated Cost	Unknown
Funding Source	Local/ State/ Federal
Priority/Status	New Action; High
Action Description	Build and/or Purchase Saferooms And Place Inside Municipal Boundary
Goal	Prevention Emergency Services Public Education and Awareness
Hazards Addressed	Multiple Hazards
Local Planning Mechanism	Mayor's Office, Jefferson County EMA
Estimated Time Frame for Completion	Long Term
Estimated Cost	Unknown
Funding Source	Local/State/Federal
Priority/Status	New Action; High
Action Description	Protect and/or Retrofit Critical Facilities and Infrastructure.
Goal	Prevention Property Protection Structural Mitigation
Hazards Addressed	All Hazards

Local Planning Mechanism	Mayor's Office, Jefferson County EMA
Estimated Time Frame for Completion	Long Term
Estimated Cost	
Funding Source	FEMA/State/Local
Priority/Status	New; High; Yearly The previous mitigation plan had Protect Critical Facilities and Infrastructure for every individual hazard. This mitigation action replaces those actions in order to streamline the plan and to adopt the "all hazards" approach within mitigation planning.
Action Description	Protect and/or Retrofit Utility Infrastructure
Goal	Prevention Property Protection Structural Mitigation
Hazards Addressed	All Hazards
Local Planning Mechanism	Mayor's Office, Jefferson County EMA
Estimated Time Frame for Completion	Long Term
Estimated Cost	
Funding Source	FEMA/State/Local
Priority/Status	New; High; The previous mitigation plan had Protect and/or Retrofit Utility Infrastructure for every individual hazard. This mitigation action replaces those actions in order to streamline the plan and to adopt the "all hazards" approach within mitigation planning.
Action Description	Assess Vulnerability and Hazard Risk

Goal	Emergency Services Public Education and Awareness Prevention Property Protection Structural Mitigation
Hazards Addressed	Multiple Hazards
Local Planning Mechanism	Jefferson County Emergency Management Agency, Mayors Office
Estimated Time Frame for Completion	Long Term
Estimated Cost	Unknown
Funding Source	Local, State, Federal
Priority/Status	New Action; High
Action Description	Increase Hazard Awareness and Increase Preparedness Within the Home through campaigns, fairs, seminars, direct mailings, materials, public service announcements, and other means of communications
Goal	Emergency Services Public Education and Awareness Prevention
Hazards Addressed	Multiple Hazards
Local Planning Mechanism	Jefferson County Emergency Management Agency, Mayors Office, Fire Department
Estimated Time Frame for Completion	Long Term
Estimated Cost	Unknown
Funding Source	Local, State, Federal
Priority/Status	New; High; Ongoing

Action Description	Adopt and enforce building codes
Goal	Property Protection Structural Mitigation Prevention
Hazards Addressed	Multiple Hazards
Local Planning Mechanism	Jefferson County Emergency Management Agency, Mayors Office, Fire Department, Building Inspection, Engineering Department
Estimated Time Frame for Completion	Long Term
Estimated Cost	Unknown
Funding Source	Local, State, Federal
Priority/Status	New; Medium; Ongoing

Action Description	Assist Vulnerable Populations
Goal	Public Education and Awareness Prevention
Hazards Addressed	Multiple Hazards
Local Planning Mechanism	Jefferson County Emergency Management Agency, Mayors Office, Jefferson County VOAD
Estimated Time Frame for Completion	Long Term
Estimated Cost	Unknown
Funding Source	Local, State and Federal
Priority/Status	New; High; Ongoing

Action Description	Remove Existing buildings and infrastructure from hazard areas
Goal	Property Protection Structural Mitigation Prevention
Hazards Addressed	Multiple Hazards
Local Planning Mechanism	Jefferson County Emergency Management Agency, Mayors Office
Estimated Time Frame for Completion	Long Term
Estimated Cost	Unknown
Funding Source	Local, State, Federal
Priority/Status	New; Medium
Action Description	Reduce impacts to roadways and bridges

Goal	Emergency Services Structural Mitigation Prevention
Hazards Addressed	Multiple Hazards
Local Planning Mechanism	Jefferson County Emergency Management Agency, Mayors Office, Public Works, ALDOT
Estimated Time Frame for Completion	Long Term
Estimated Cost	Unknown
Funding Source	Local, State and Federal
Priority/Status	New; Medium
Action Description	Construct Hazard Resilient Facilities and Infrastructure in order to provide continuity of operations and government.
Goal	Emergency Services Property Protection Structural Mitigation Prevention
Hazards Addressed	Multiple Hazards
Local Planning Mechanism	Jefferson County Emergency Management Agency
Estimated Time Frame for Completion	Long Term
Estimated Cost	Unknown
Funding Source	Local, State and Federal
Priority/Status	New; Low

Pinson's Mitigation Action Plan	
Action Description	Hazard Awareness Promotions
Goal	Public Education and Awareness
Hazards Addressed	All Hazards
Local Planning Mechanism	Mayor/Fire Districts
Estimated Time Frame for Completion	Annually
Estimated Cost	\$2000
Funding Source	FEMA
Priority/Status	Low; Yearly; Replaced Hazard awareness weeks are advertised via social media and websites in partnership with the Jefferson County EMA. This mitigation action has been replaced with a new action in order to streamline the plan and to adopt the "all hazards" approach within mitigation planning and awareness.

Action Description	Distribution of Severe Weather Guides, Homeowner's Retrofit Guide, Etc.
Goal	Public Education and Awareness
Hazards Addressed	All Hazards
Local Planning Mechanism	Districts, EMA
Estimated Time Frame for Completion	Annually
Estimated Cost	
Funding Source	Local
Priority/Status	Medium; Yearly; Replaced Brochures and information are provided to the public in various ways via the agency website, social media, and public engagement events. This mitigation action has been replaced with a new action in order to streamline the plan and to adopt the "all hazards" approach within mitigation planning and awareness.
Action Description	Emergency Preparedness Education Programs for Schools.
Goal	Public Education and Awareness
Hazards Addressed	All Hazards
Local Planning Mechanism	JeffCo Ed
Estimated Time Frame for Completion	Ongoing, Annually September
Estimated Cost	\$155,000
Funding Source	JeffCo Ed, Fire Districts
Priority/Status	High; Yearly Various public safety organizations have provided presentations and safety fairs to school children within the jurisdiction.

Action Description	Drills, Exercises in Homes, Workplaces, Classrooms, Etc.
Goal	Public Education and Awareness
Hazards Addressed	All Hazards
Local Planning Mechanism	City, Fire Districts
Estimated Time Frame for Completion	Ongoing, Semi-Annually
Estimated Cost	\$10,000
Funding Source	Fire Districts
Priority/Status	Medium; Ongoing These activities are encouraged through awareness weeks, via social media and agency websites. These activities are also required to occur within the jurisdictional school system.
Action Description	Everbridge Emergency Alert Notifications
Goal	Emergency Services Public Education and Awareness
Hazards Addressed	All Hazards
Local Planning Mechanism	Jefferson County EMA, Mayor, Council, Fire Districts
Estimated Time Frame for Completion	Quarterly Drill with Mayors, Police Chiefs, And County Commissioners
Estimated Cost	No Additional Cost
Funding Source	Local
Priority/Status	High; Yearly

Action Description	Public Service Announcements.
Goal	Public Education and Awareness
Hazards Addressed	All Hazards
Local Planning Mechanism	Mayor, Council
Estimated Time Frame for Completion	Annually
Estimated Cost	\$5000
Funding Source	Fire Districts
Priority/Status	Low; Yearly; Replaced Public service announcements are regularly amplified via agency social media. Announcements on television/radio have not occurred due to lack of funding. This mitigation action has been replaced with a new action in order to streamline the plan and to adopt the “all hazards” approach within mitigation planning and awareness.
Action Description	Hazard “Safety Fairs”.
Goal	Public Education and Awareness
Hazards Addressed	All Hazards
Local Planning Mechanism	Fire Districts
Estimated Time Frame for Completion	Ongoing, Booths Set Up at Different Public Events Annually
Estimated Cost	\$5000
Funding Source	Fire Districts
Priority/Status	Low; Yearly; Replaced These events occur annually, via visits to schools, community events, community groups and our large annual event also known as “Be Ready Day.” This mitigation action has been replaced with a new action in order to streamline the plan and to adopt the “all hazards” approach within mitigation planning and awareness.

Action Description	Hazard Conferences, Seminars.
Goal	Public Education and Awareness
Hazards Addressed	All Hazards
Local Planning Mechanism	Fire Districts
Estimated Time Frame for Completion	Ongoing, Send Out Training Information Using Local News and Community Flyers.
Estimated Cost	\$5000
Funding Source	FEMA
Priority/Status	Low; Ongoing; Replaced No action in past five years due to lack of funding. This mitigation action has been replaced with a new action in order to streamline the plan and to adopt the “all hazards” approach within mitigation planning and awareness.
Action Description	Direct Mailings
Goal	Public Education and Awareness
Hazards Addressed	All Hazards
Local Planning Mechanism	Mayor/Staff
Estimated Time Frame for Completion	Ongoing, Annually, Mail Surveys Out to Update Hazard Mitigation Information
Estimated Cost	\$10,000
Funding Source	Local
Priority/Status	High; Yearly; Replaced No action in past five years due to lack of funding. This mitigation action has been replaced with a new action in order to streamline the plan and to adopt the “all hazards” approach within mitigation planning and awareness.
Action Description	Regular Media Articles.

Goal	Public Education and Awareness
Hazards Addressed	All Hazards
Local Planning Mechanism	Mayor, Council
Estimated Time Frame for Completion	Quarterly Newsletters
Estimated Cost	\$1000
Funding Source	Other
Priority/Status	Medium; Quarterly
Action Description	Adopt and Enforce Building Codes.
Goal	Prevention Property Protection
Hazards Addressed	Earthquakes
Local Planning Mechanism	JeffCo
Estimated Time Frame for Completion	2020
Estimated Cost	No Additional Cost
Funding Source	Local
Priority/Status	High; Replaced The previous mitigation plan had adopt and enforce building codes for every individual hazard. This mitigation replaces that action in order to streamline the plan and to adopt the “all hazards” approach within mitigation planning.
Action Description	Incorporate Earthquake Mitigation into Local Planning.
Goal	Prevention
Hazards Addressed	Earthquakes
Local Planning Mechanism	JeffCo

Estimated Time Frame for Completion	Annually
Estimated Cost	No Additional Cost
Funding Source	Local
Priority/Status	Medium; Yearly
Action Description	Map and Assess Community Vulnerability to Seismic Hazards.
Goal	Prevention
Hazards Addressed	Earthquakes
Local Planning Mechanism	Jefferson County EMA, Jefferson County GIS
Estimated Time Frame for Completion	2025
Estimated Cost	
Funding Source	State/Local
Priority/Status	Low
Action Description	Conduct Inspections of Building Safety.
Goal	Prevention Property Protection
Hazards Addressed	Earthquakes
Local Planning Mechanism	JeffCo, Fire Marshalls
Estimated Time Frame for Completion	2030
Estimated Cost	No Additional Cost
Funding Source	Local
Priority/Status	High; This action has not been completed due to lack of funding. The time frame for the action has been extended to ensure completion.

Action Description	Protect Critical Facilities and Infrastructure.
Goal	Property Protection Structural Mitigation
Hazards Addressed	Earthquakes
Local Planning Mechanism	JeffCo/Fire Marshalls
Estimated Time Frame for Completion	Ongoing, Annually
Estimated Cost	
Funding Source	Local
Priority/Status	High; Yearly
Action Description	Implement Structural Mitigation Techniques.
Goal	Structural Mitigation
Hazards Addressed	Earthquakes
Local Planning Mechanism	City Council, Fire, Jefferson County EMA
Estimated Time Frame for Completion	2030
Estimated Cost	
Funding Source	FEMA/State/Local
Priority/Status	Low: This action has not been completed due to lack of funding. The time frame for this action has been extended to ensure completion
Action Description	Increase Earthquake Risk Awareness.
Goal	Public Education and Awareness

Hazards Addressed	Earthquakes
Local Planning Mechanism	Mayor/Staff
Estimated Time Frame for Completion	Provide FEMA's Information to Educate Local Citizens on A Semi-Annual Basis.
Estimated Cost	0
Funding Source	Local
Priority/Status	Low; Yearly; Replaced Earthquake awareness has been advertised via social media and website postings. This mitigation action has been replaced with a new action in order to streamline the plan and to adopt the "all hazards" approach within mitigation planning and awareness.
Action Description	Incorporate Flood Mitigation in Local Planning
Goal	Prevention
Hazards Addressed	Flooding
Local Planning Mechanism	Mayor, City Planning Commission
Estimated Time Frame for Completion	Annually
Estimated Cost	\$5000
Funding Source	City
Priority/Status	High; Yearly
Action Description	Form Partnerships to Support Floodplain Management.

Goal	Prevention Property Protection Natural Resource Protection
Hazards Addressed	Flooding
Local Planning Mechanism	Mayor, Council, JeffCo
Estimated Time Frame for Completion	Annually
Estimated Cost	0
Funding Source	City
Priority/Status	High; Yearly
Action Description	Limit or Restrict Development in Floodplain Areas.
Goal	Prevention Property Protection Natural Resource Protection
Hazards Addressed	Flooding
Local Planning Mechanism	Mayor, Council, JeffCo
Estimated Time Frame for Completion	2025
Estimated Cost	
Funding Source	City
Priority/Status	High
Action Description	Adopt and Enforce Building Codes and Development Standards.

Goal	Prevention Property Protection Structural Mitigation
Hazards Addressed	Flooding
Local Planning Mechanism	City Council, Fire
Estimated Time Frame for Completion	2020
Estimated Cost	
Funding Source	JeffCo
Priority/Status	High; Replaced The previous mitigation plan had adopt and enforce building codes for every individual hazard. A new mitigation action has been developed in order to streamline the plan and to adopt the “all hazards” approach within mitigation planning.
Action Description	Improve Stormwater Management Planning.
Goal	Prevention Property Protection Natural Resource Protection
Hazards Addressed	Flooding
Local Planning Mechanism	Mayor, SWMA, JCDH
Estimated Time Frame for Completion	Annually
Estimated Cost	
Funding Source	Local
Priority/Status	High; Yearly

Action Description	Adopt Policies to Reduce Stormwater Runoff.
Goal	Prevention Property Protection Natural Resource Protection Structural Mitigation
Hazards Addressed	Flooding
Local Planning Mechanism	Council, SWMA, JCDH
Estimated Time Frame for Completion	2025
Estimated Cost	
Funding Source	SWMA
Priority/Status	High; This action has not been completed due to lack of funding. The time frame for this action has been extended to ensure completion
Action Description	Improve Flood Risk Assessment.
Goal	Prevention
Hazards Addressed	Flooding
Local Planning Mechanism	Zoning Officer, JeffCo
Estimated Time Frame for Completion	2030
Estimated Cost	
Funding Source	FEMA/State/Local

Priority/Status	Medium; This action has not been completed due to lack of funding. The time frame for this action has been extended to ensure completion
Action Description	Join or Improve Compliance With NFIP
Goal	Prevention
Hazards Addressed	Flooding
Local Planning Mechanism	Planning Commission, JeffCo
Estimated Time Frame for Completion	Annually
Estimated Cost	
Funding Source	FEMA/State/Local
Priority/Status	Medium; Yearly
Action Description	Manage the Floodplain Beyond Minimum Requirements.
Goal	Prevention Property Protection Natural Resource Protection
Hazards Addressed	Flooding
Local Planning Mechanism	Mayor, JeffCo
Estimated Time Frame for Completion	2030
Estimated Cost	

Funding Source	FEMA
Priority/Status	High; This action has not been completed due to lack of funding. The time frame for this action has been extended to ensure completion
Action Description	Participate in CRS
Goal	Prevention
Hazards Addressed	Flooding
Local Planning Mechanism	City Council
Estimated Time Frame for Completion	2030
Estimated Cost	
Funding Source	Local
Priority/Status	Medium; This action has not been completed due to lack of funding. The time frame for this action has been extended to ensure completion
Action Description	Establish Local Funding Mechanisms for Flood Mitigation.
Goal	Prevention Property Protection Natural Resource Protection Structural Mitigation
Hazards Addressed	Flooding
Local Planning Mechanism	Council

Estimated Time Frame for Completion	2030
Estimated Cost	\$50,000
Funding Source	City
Priority/Status	Medium; This action has not been completed due to lack of funding. The time frame for this action has been extended to ensure completion
Action Description	Remove Existing Structures from Flood Hazard Areas
Goal	Prevention Property Protection
Hazards Addressed	Flooding
Local Planning Mechanism	Mayor, Council
Estimated Time Frame for Completion	2025
Estimated Cost	\$150,000
Funding Source	City
Priority/Status	High; Ongoing
Action Description	Improve Stormwater Drainage System Capacity.

Goal	Property Protection Structural Mitigation
Hazards Addressed	Flooding
Local Planning Mechanism	JeffCo, Corps of Engineers, SWMA
Estimated Time Frame for Completion	2025
Estimated Cost	
Funding Source	FEMA/State/Local
Priority/Status	Medium; Ongoing
Action Description	Conduct Regular Maintenance of Drainage Systems and Flood Control Structures
Goal	Property Protection Natural Resource Protection Structural Mitigation
Hazards Addressed	Flooding
Local Planning Mechanism	Mayor, Public Works, ALDOT
Estimated Time Frame for Completion	Annually
Estimated Cost	\$50,000
Funding Source	ALDOT
Priority/Status	High; Due to the importance of this action, this action will need to be maintained on an annual basis. The changes have been reflected within the action.

Action Description	Elevate or Retrofit Structures and Utilities.
Goal	Prevention Property Protection Structural Mitigation
Hazards Addressed	Flooding
Local Planning Mechanism	Public Works
Estimated Time Frame for Completion	2025
Estimated Cost	
Funding Source	Local
Priority/Status	High; Ongoing
Action Description	Floodproof Residential and Non-Residential Structures
Goal	Prevention Property Protection Structural Mitigation
Hazards Addressed	Flooding
Local Planning Mechanism	City Council, Mayor, Engineer, Building Dept
Estimated Time Frame for Completion	2025
Estimated Cost	
Funding Source	FEMA/State/Local
Priority/Status	High; Ongoing

Action Description	Protect and Restore Natural Flood Mitigation Features
Goal	Natural Resource Protection Structural Mitigation
Hazards Addressed	Flooding
Local Planning Mechanism	Council, JeffCo
Estimated Time Frame for Completion	Annually
Estimated Cost	
Funding Source	FEMA/State/Local
Priority/Status	Medium; Yearly
Action Description	Preserve Floodplains as Open Space.
Goal	Prevention Natural Resource Protection
Hazards Addressed	Flooding
Local Planning Mechanism	Council, Forever Wild Land Trust
Estimated Time Frame for Completion	2025
Estimated Cost	\$100,000 min
Funding Source	FEMA/Local

Priority/Status	High; Ongoing
Action Description	Increase Awareness of Flood Risk and Safety
Goal	Public Education and Awareness
Hazards Addressed	Flooding
Local Planning Mechanism	Mayor, Council, Fire District, Sheriff, State
Estimated Time Frame for Completion	Annually
Estimated Cost	\$20,000
Funding Source	Local
Priority/Status	Medium; Yearly
Action Description	Educate Property Owners About Flood Mitigation Techniques
Goal	Public Education and Awareness
Hazards Addressed	Flooding
Local Planning Mechanism	Fire, Jefferson County EMA
Estimated Time Frame for Completion	Annually

Estimated Cost	
Funding Source	FEMA/State/Local
Priority/Status	High; Yearly
Action Description	Map and Assess Vulnerability to Erosion
Goal	Prevention
Hazards Addressed	Landslides/Erosion
Local Planning Mechanism	Zoning Dept
Estimated Time Frame for Completion	2025
Estimated Cost	
Funding Source	State/Local
Priority/Status	High; Ongoing
Action Description	Manage Development in Erosion Hazard Areas
Goal	Prevention
Hazards Addressed	Landslides/Erosion
Local Planning Mechanism	Zoning Dept

Estimated Time Frame for Completion	2025
Estimated Cost	
Funding Source	Local
Priority/Status	High; Ongoing
Action Description	Promote or Require Site and Building Design Standards to Minimize Erosion Risk
Goal	Prevention Natural Resource Protection
Hazards Addressed	Landslides/Erosion
Local Planning Mechanism	Zoning Official
Estimated Time Frame for Completion	2025
Estimated Cost	
Funding Source	FEMA/Local
Priority/Status	High; This action has not been completed due to lack of funding. The time frame for this action has been extended to ensure completion
Action Description	Remove Existing Buildings and Infrastructure from Erosion Hazard Areas
al	Prevention Property Protection Structural Mitigation

Hazards Addressed	Landslides/Erosion
Local Planning Mechanism	Council, Mayor
Estimated Time Frame for Completion	2025
Estimated Cost	
Funding Source	FEMA
Priority/Status	Medium; Ongoing
Action Description	Stabilize Erosion Hazard Areas
Goal	Prevention Property Protection Natural Resource Protection Structural Mitigation
Hazards Addressed	Landslides/Erosion
Local Planning Mechanism	Public Works, JeffCo
Estimated Time Frame for Completion	2025
Estimated Cost	
Funding Source	FEMA
Priority/Status	Medium; Ongoing

Action Description	Increase Awareness of Erosion Hazards
Goal	Public Education and Awareness
Hazards Addressed	Landslides/Erosion
Local Planning Mechanism	Planning Commission
Estimated Time Frame for Completion	Annually
Estimated Cost	No Additional Cost
Funding Source	FEMA/Local
Priority/Status	High; Yearly; Replaced Erosion hazard awareness is advertised annually via social media and agency websites. This mitigation action has been replaced with a new action in order to streamline the plan and to adopt the “all hazards” approach within mitigation planning and awareness.
Action Description	Map and Assess Vulnerability in Subsidence
Goal	Prevention
Hazards Addressed	Land Subsidence

Local Planning Mechanism	Zoning Dept
Estimated Time Frame for Completion	2025
Estimated Cost	
Funding Source	Local
Priority/Status	High; Ongoing
Action Description	Manage Development in High-Risk Areas
Goal	Prevention
Hazards Addressed	Land Subsidence
Local Planning Mechanism	Zoning Dept
Estimated Time Frame for Completion	2025
Estimated Cost	
Funding Source	Local
Priority/Status	High; Ongoing
Action Description	Consider Subsidence in Building Design
Goal	Prevention
Hazards Addressed	Land Subsidence
Local Planning Mechanism	JeffCo

Estimated Time Frame for Completion	2025
Estimated Cost	
Funding Source	Local
Priority/Status	Medium; Ongoing
Action Description	Monitor Subsidence Risk Factors
Goal	Prevention Natural Resource Protection
Hazards Addressed	Land Subsidence
Local Planning Mechanism	JeffCo
Estimated Time Frame for Completion	Annually
Estimated Cost	
Funding Source	Local
Priority/Status	Medium; Yearly
Action Description	Remove Existing Structures from Subsidence Hazard Areas
Goal	Property Protection Structural Mitigation
Hazards Addressed	Land Subsidence

Local Planning Mechanism	Council, Mayor
Estimated Time Frame for Completion	2025
Estimated Cost	
Funding Source	City
Priority/Status	Medium; Ongoing

Action Description	Educate Residents About Subsidence
Goal	Public Education and Awareness
Hazards Addressed	Land Subsidence
Local Planning Mechanism	Council, Mayor
Estimated Time Frame for Completion	Annually
Estimated Cost	No Additional Cost
Funding Source	City
Priority/Status	Medium; Yearly; Replaced
	Subsidence hazard awareness is advertised annually via social media, website postings, and partnerships with the media. This mitigation action has been replaced with a new action in order to streamline the plan and to adopt the “all hazards” approach within mitigation planning and awareness.

Action Description	Encourage Construction of Safe Rooms

Goal	Property Protection Structural Mitigation Public Education and Awareness
Hazards Addressed	Tornadoes
Local Planning Mechanism	Fire Districts, Mayor
Estimated Time Frame for Completion	Ongoing, most of the citizens rely on grant funds to construct safe rooms, some of the citizens have been listed on the wait list.
Estimated Cost	
Funding Source	FEMA/State/Local
Priority/Status	High; Ongoing
Action Description	Require Wind-Resistant Building Techniques
Goal	Prevention Property Protection
Hazards Addressed	Tornadoes
Local Planning Mechanism	City Council
Estimated Time Frame for Completion	2025
Estimated Cost	
Funding Source	State/Local
Priority/Status	High; Incomplete
Action Description	Conduct Tornado Awareness Activities

Goal	Public Education and Awareness
Hazards Addressed	Tornadoes
Local Planning Mechanism	Fire Districts, Mayor, JeffCo Ed
Estimated Time Frame for Completion	Ongoing, Annually
Estimated Cost	No Additional Cost
Funding Source	Local
Priority/Status	Medium; Ongoing; Replace Tornado hazard awareness is advertised annually via social media, website postings, and partnerships with the media. This mitigation action has been replaced with a new action in order to streamline the plan and to adopt the “all hazards” approach within mitigation planning and awareness.
Action Description	Map and Assess Vulnerability to Wildfire
Goal	Prevention Property Protection Natural Resource Protection
Hazards Addressed	Wildfires
Local Planning Mechanism	Zoning Dept, Fire Districts
Estimated Time Frame for Completion	2020
Estimated Cost	
Funding Source	State/Local
Priority/Status	Medium; Completed Vulnerability to hazards is assessed on an annual basis through open sources data and partnership with Jefferson County EMA. Due to several actions assessing vulnerability, this mitigation action has been replaced with a new action in order to streamline the plan and to adopt the “all hazards” approach within mitigation planning and awareness.

Action Description	Incorporate Wildfire Mitigation in The Comprehensive Plan
Goal	Prevention Property Protection Natural Resource Protection
Hazards Addressed	Wildfires
Local Planning Mechanism	Fire Districts
Estimated Time Frame for Completion	Annually
Estimated Cost	
Funding Source	Local
Priority/Status	Medium; Yearly
Action Description	Reduce Risk Through Land Use Planning
Goal	Prevention
Hazards Addressed	Wildfires
Local Planning Mechanism	Planning Commission
Estimated Time Frame for Completion	Annually
Estimated Cost	
Funding Source	Local
Priority/Status	Medium; Yearly

Action Description	Develop A Wildland-Urban Interface Code
Goal	Prevention
Hazards Addressed	Wildfires
Local Planning Mechanism	Planning Commission
Estimated Time Frame for Completion	2025
Estimated Cost	
Funding Source	Local
Priority/Status	Medium; Incomplete This action has not been completed due to lack of funding. The time frame for this action has been extended to ensure completion
Action Description	Require or Encourage Fire Resistant Construction
Goal	Prevention Property Protection Structural Mitigation Public Education and Awareness
Hazards Addressed	Wildfires
Local Planning Mechanism	JeffCo, Fire Districts
Estimated Time Frame for Completion	Annually
Estimated Cost	
Funding Source	Local
Priority/Status	Medium; Yearly

Action Description	Retrofit At-Risk Structures with Ignition-Resistant Materials
Goal	Prevention Property Protection Structural Mitigation
Hazards Addressed	Wildfires
Local Planning Mechanism	Home Owners
Estimated Time Frame for Completion	2025
Estimated Cost	
Funding Source	FEMA/State/Local
Priority/Status	Medium; Ongoing
Action Description	Create Defensible Space Around Structures and Infrastructure
Goal	Prevention Property Protection Natural Resource Protection Structural Mitigation
Hazards Addressed	Wildfires
Local Planning Mechanism	Fire Districts
Estimated Time Frame for Completion	Annually
Estimated Cost	
Funding Source	State/Local
Priority/Status	Medium; Yearly

Action Description	Conduct Maintenance to Reduce Risk
Goal	Prevention Property Protection Natural Resource Protection Structural Mitigation
Hazards Addressed	Wildfires
Local Planning Mechanism	Home Owners
Estimated Time Frame for Completion	Annually
Estimated Cost	
Funding Source	State/Local
Priority/Status	Medium; Yearly
Action Description	Implement A Fuels Management Program
Goal	Prevention Property Protection Natural Resource Protection
Hazards Addressed	Wildfires
Local Planning Mechanism	Fire Districts
Estimated Time Frame for Completion	2025
Estimated Cost	
Funding Source	State/Local

Priority/Status	Medium; Incomplete This action has not been completed due to lack of funding. The time frame for this action has been extended to ensure completion
Action Description	Participate in Firewise Program
Goal	Prevention
Hazards Addressed	Wildfires
Local Planning Mechanism	Fire Districts, State
Estimated Time Frame for Completion	Annually
Estimated Cost	
Funding Source	State
Priority/Status	Medium; Yearly
Action Description	Increase Wildfire Risk Awareness
Goal	Public Education and Awareness
Hazards Addressed	Wildfires
Local Planning Mechanism	Fire Districts, State
Estimated Time Frame for Completion	Annually
Estimated Cost	No Additional Cost
Funding Source	State

Priority/Status	Medium; Yearly; Replaced Wildfire hazard awareness is advertised annually via social media, website postings, and partnerships with the media. This mitigation action has been replaced with a new action in order to streamline the plan and to adopt the “all hazards” approach within mitigation planning and awareness.
Action Description	Educate Property Owners About Wildfire Mitigation Techniques
Goal	Public Education and Awareness
Hazards Addressed	Wildfires
Local Planning Mechanism	Fire Districts, State
Estimated Time Frame for Completion	Annually
Estimated Cost	No Additional Cost
Funding Source	State Forestry
Priority/Status	Medium; Yearly; Replaced Wildfire mitigation techniques and hazard awareness is advertised annually via social media, website postings, and partnerships with the media. This mitigation action has been replaced with a new action in order to streamline the plan and to adopt the “all hazards” approach within mitigation planning and awareness.
Action Description	Adopt and Enforce Building Codes
Goal	Prevention Property Protection
Hazards Addressed	Winter Storms/Freezes
Local Planning Mechanism	City Council, Fire
Estimated Time Frame for Completion	Annually
Estimated Cost	

Funding Source	Local
Priority/Status	Medium; Yearly; Replaced The previous mitigation plan had adopt and enforce building codes for every individual hazard. A new mitigation action has been developed in order to streamline the plan and to adopt the “all hazards” approach within mitigation planning.
Action Description	Protect Buildings and Infrastructure
Goal	Prevention Property Protection Structural Mitigation
Hazards Addressed	Winter Storms/Freezes
Local Planning Mechanism	Owners, City, Fire
Estimated Time Frame for Completion	Annually
Estimated Cost	\$10,000
Funding Source	FEMA/State/Local
Priority/Status	Medium; Yearly; Replaced This mitigation action has been replaced with a new action in order to streamline the plan and to adopt the “all hazards” approach within mitigation planning and awareness.
Action Description	Protect Power Lines
Goal	Prevention Structural Mitigation
Hazards Addressed	Winter Storms/Freezes
Local Planning Mechanism	Alabama Power

Estimated Time Frame for Completion	Annually and As the Need Arises
Estimated Cost	
Funding Source	State/Local
Priority/Status	High; Yearly
Action Description	Reduce Impacts to Roadways
Goal	Structural Mitigation
Hazards Addressed	Winter Storms/Freezes
Local Planning Mechanism	JeffCo Roads Dept, ALDOT, City
Estimated Time Frame for Completion	Working with Alabama Department of Transportation
Estimated Cost	\$5000
Funding Source	Local/State
Priority/Status	High; Yearly; Replaced This mitigation action has been replaced with a new action in order to streamline the plan and to adopt the “all hazards” approach within mitigation planning and awareness.
Action Description	Conduct Winter Weather Risk Awareness Activities
Goal	Public Education and Awareness
Hazards Addressed	Winter Storms/Freezes
Local Planning Mechanism	Fire Districts, City
Estimated Time Frame for Completion	Annually
Estimated Cost	\$5000

Funding Source	State/Local
Priority/Status	Medium; Yearly; Replaced Winter Weather risk and hazard awareness is advertised annually via social media, website postings, and partnerships with the media. This mitigation action has been replaced with a new action in order to streamline the plan and to adopt the “all hazards” approach within mitigation planning and awareness.
Action Description	Assist Vulnerable Populations
Goal	Property Protection Public Education and Awareness
Hazards Addressed	Winter Storms/Freezes
Local Planning Mechanism	Fire Districts, City
Estimated Time Frame for Completion	2016
Estimated Cost	\$5000
Funding Source	Local
Priority/Status	Medium; Completed; Replaced Assisting vulnerable populations is done through our volunteer organizations active in disasters and community groups. This mitigation action has been replaced with a new action in order to streamline the plan and to adopt the “all hazards” approach within mitigation planning and awareness.
Action Description	Locate Safe Rooms to Minimize Damage
Goal	Property Protection
Hazards Addressed	Hail
Local Planning Mechanism	City Council
Estimated Time Frame for Completion	2020

Estimated Cost	
Funding Source	Local
Priority/Status	Medium; Completed All county wide saferooms are available via the Jefferson County EMA website. This includes a searchable tool to find the closest safe room near your location.
Action Description	Protect Buildings from Hail Damage
Goal	Prevention Property Protection Structural Mitigation
Hazards Addressed	Hail
Local Planning Mechanism	City Council
Estimated Time Frame for Completion	2020
Estimated Cost	
Funding Source	Local
Priority/Status	Low; Incomplete This action hasn't been completed due to the lack of funding.
Action Description	Increase Hail Risk Awareness
Goal	Public Education and Awareness
Hazards Addressed	Hail
Local Planning Mechanism	Mayor/Staff

Estimated Time Frame for Completion	Annually
Estimated Cost	No Additional Cost
Funding Source	Local
Priority/Status	Low; Yearly; Replaced Hail risk and hazard awareness is advertised annually via social media, website postings, and partnerships with the media. This mitigation action has been replaced with a new action in order to streamline the plan and to adopt the “all hazards” approach within mitigation planning and awareness.
Action Description	Map and Assess Vulnerability to Landslides
Goal	Prevention
Hazards Addressed	Landslide
Local Planning Mechanism	Zoning Dept
Estimated Time Frame for Completion	2025
Estimated Cost	
Funding Source	FEMA/Local
Priority/Status	Low; Ongoing
Action Description	Manage Development in Landslide Hazard Areas
Goal	Prevention
Hazards Addressed	Landslide
Local Planning Mechanism	Planning Commission

Estimated Time Frame for Completion	2025
Estimated Cost	
Funding Source	FEMA/Local
Priority/Status	Low; Ongoing
Action Description	Prevent Impacts to Roadways
Goal	Prevention Structural Mitigation
Hazards Addressed	Landslide
Local Planning Mechanism	JeffCo Roads Dept, ALDOT, City
Estimated Time Frame for Completion	2025
Estimated Cost	
Funding Source	FEMA/State/Local
Priority/Status	High; Ongoing
Action Description	Remove Existing Buildings and Infrastructure from Landslide Hazard Areas
Goal	Property Protection Structural Mitigation

Hazards Addressed	Landslide
Local Planning Mechanism	City Council, Fire
Estimated Time Frame for Completion	2025
Estimated Cost	
Funding Source	FEMA/State/Local
Priority/Status	Low; Ongoing
Action Description	Protect Critical Facilities and Equipment
Goal	Property Protection Structural Mitigation
Hazards Addressed	Lightning
Local Planning Mechanism	APCO, Mayor, BWWB, Trussville Gas, Alagasco
Estimated Time Frame for Completion	2020
Estimated Cost	
Funding Source	Private/Local
Priority/Status	High; Completed; Replaced No action in past five years due to lack of funding. This mitigation action has been replaced with a new action in order to streamline the plan, and to adopt the “all hazards” approach within mitigation planning and awareness.

Action Description	Conduct Lightning Awareness Programs
Goal	Public Education and Awareness
Hazards Addressed	Lightning
Local Planning Mechanism	Mayor, Fire Districts, EMA
Estimated Time Frame for Completion	2020
Estimated Cost	\$4000
Funding Source	Local
Priority/Status	Low; Completed; Replaced Lightning hazard awareness is advertised annually via social media, website postings, and partnerships with the media. This mitigation action has been replaced with a new action in order to streamline the plan and to adopt the “all hazards” approach within mitigation planning and awareness.
Action Description	Adopt and Enforce Building Codes
Goal	Prevention Property Protection
Hazards Addressed	Severe Wind
Local Planning Mechanism	JeffCo Inspection
Estimated Time Frame for Completion	2020
Estimated Cost	
Funding Source	Local

Priority/Status	High; Completed; Replaced The previous mitigation plan had adopt and enforce building codes for every individual hazard. A new mitigation action has been developed in order to streamline the plan and to adopt the “all hazards” approach within mitigation planning.
Action Description	Promote or Require Site and Building Design Standards to Minimize Wind Damage
Goal	Prevention Property Protection
Hazards Addressed	Severe Wind
Local Planning Mechanism	JeffCo Inspection
Estimated Time Frame for Completion	2030
Estimated Cost	
Funding Source	Local
Priority/Status	High; Completed This action hasn’t been completed due to the lack of funding. The time frame of the action has been extended to ensure completion.
Action Description	Assess Vulnerability to Severe Wind
Goal	Prevention
Hazards Addressed	Severe Wind
Local Planning Mechanism	JeffCo Inspection
Estimated Time Frame for Completion	2020
Estimated Cost	

Funding Source	Local
Priority/Status	High; Ongoing Vulnerability to hazards is assessed on an annual basis through open sources data and partnership with Jefferson County EMA. Due to several actions assessing vulnerability, this mitigation action has been replaced with a new action in order to streamline the plan and to adopt the “all hazards” approach within mitigation planning and awareness.
Action Description	Protect Power Lines and Infrastructure
Goal	Prevention Property Protection Structural Mitigation
Hazards Addressed	Severe Wind
Local Planning Mechanism	APCO
Estimated Time Frame for Completion	2020
Estimated Cost	
Funding Source	Private/Local
Priority/Status	High; Completed; Replaced No action in past five years due to lack of funding. This mitigation action has been replaced with a new action in order to streamline the plan, and to adopt the “all hazards” approach within mitigation planning and awareness.
Action Description	Retrofit Residential Buildings
Goal	Prevention Property Protection Structural Mitigation
Hazards Addressed	Severe Wind
Local Planning Mechanism	Owners

Estimated Time Frame for Completion	2020
Estimated Cost	
Funding Source	Private
Priority/Status	Medium; Incomplete No action in past five years due to lack of funding.
Action Description	Retrofit Public Buildings and Critical Facilities
Goal	Prevention Property Protection Structural Mitigation
Hazards Addressed	Severe Wind
Local Planning Mechanism	City Council, Fire, Jefferson County EMA
Estimated Time Frame for Completion	2025
Estimated Cost	
Funding Source	FEMA/State/Local
Priority/Status	High; Ongoing
Action Description	Increase Severe Wind Risk Awareness
Goal	Public Education and Awareness
Hazards Addressed	Severe Wind

Local Planning Mechanism	Mayor, Fire Districts
Estimated Time Frame for Completion	2017
Estimated Cost	No Additional Cost
Funding Source	FEMA
Priority/Status	Low; Completed; Replaced Severe Wind risk and hazard awareness is advertised annually via social media, website postings, and partnerships with the media. This mitigation action has been replaced with a new action in order to streamline the plan and to adopt the “all hazards” approach within mitigation planning and awareness
Action Description	Add Outdoor Warning Sirens Inside Municipal Boundary
Goal	Emergency Services Public Education and Awareness
Hazards Addressed	Multiple Hazards
Local Planning Mechanism	Jefferson County Emergency Management Agency, Mayors office
Estimated Time Frame for Completion	Long Term
Estimated Cost	Unknown
Funding Source	Local, State, Federal
Priority/Status	New Action; High
Action Description	Build and/or Purchase Fabricated Saferooms And Place Inside Municipal Boundary

Goal	Prevention Emergency Services Public Education and Awareness Property Protection Structural Mitigation
Hazards Addressed	Multiple Hazards
Local Planning Mechanism	Mayor's Office, Jefferson County EMA
Estimated Time Frame for Completion	Long Term
Estimated Cost	Unknown
Funding Source	Local/ State/ Federal
Priority/Status	New; High
Action Description	Protect and/or Retrofit Critical Facilities and Infrastructure.
Goal	Prevention Property Protection Structural Mitigation
Hazards Addressed	All Hazards
Local Planning Mechanism	Mayor's Office, Jefferson County EMA
Estimated Time Frame for Completion	Annually
Estimated Cost	
Funding Source	FEMA/State/Local
Priority/Status	New; High; Yearly The previous mitigation plan had Protect Critical Facilities and Infrastructure for every individual hazard. This mitigation action replaces those actions in order to streamline the plan and to adopt the "all hazards" approach within mitigation planning.



Action Description	Protect and/or Retrofit Utility Infrastructure
Goal	Prevention Property Protection Structural Mitigation
Hazards Addressed	All Hazards
Local Planning Mechanism	Mayor's Office, Jefferson County EMA
Estimated Time Frame for Completion	Long Term
Estimated Cost	
Funding Source	FEMA/State/Local
Priority/Status	New; High; The previous mitigation plan had Protect and/or Retrofit Utility Infrastructure for every individual hazard. This mitigation action replaces those actions in order to streamline the plan and to adopt the "all hazards" approach within mitigation planning.
Action Description	Assess Vulnerability and Hazard Risk
Goal	Emergency Services Public Education and Awareness Prevention Property Protection Structural Mitigation

Hazards Addressed	Multiple Hazards
Local Planning Mechanism	Jefferson County Emergency Management Agency, Mayors Office
Estimated Time Frame for Completion	Long Term
Estimated Cost	Unknown
Funding Source	Local, State, Federal
Priority/Status	New; High
Action Description	Increase Hazard Awareness and Increase Preparedness Within the Home through campaigns, fairs, seminars, direct mailings, materials, public service announcements, and other means of communications
Goal	Emergency Services Public Education and Awareness Prevention
Hazards Addressed	Multiple Hazards
Local Planning Mechanism	Jefferson County Emergency Management Agency, Mayors Office, Fire Department
Estimated Time Frame for Completion	Long Term
Estimated Cost	Unknown
Funding Source	Local, State, Federal
Priority/Status	New; High; Ongoing
Action Description	Adopt and enforce building codes
Goal	Property Protection Structural Mitigation Prevention
Hazards Addressed	Multiple Hazards
Local Planning Mechanism	Jefferson County Emergency Management Agency, Mayors Office, Fire Department, Building Inspection, Engineering Department

Estimated Time Frame for Completion	Long Term
Estimated Cost	Unknown
Funding Source	Local, State, Federal
Priority/Status	New; Medium; Ongoing
Action Description	Assist Vulnerable Populations
Goal	Public Education and Awareness Prevention
Hazards Addressed	Multiple Hazards
Local Planning Mechanism	Jefferson County Emergency Management Agency, Mayors Office, Jefferson County VOAD
Estimated Time Frame for Completion	Long Term
Estimated Cost	Unknown
Funding Source	Local, State and Federal
Priority/Status	New; High; Ongoing
Action Description	Remove Existing buildings and infrastructure from hazard areas
Goal	Property Protection Structural Mitigation Prevention

Hazards Addressed	Multiple Hazards
Local Planning Mechanism	Jefferson County Emergency Management Agency, Mayors Office
Estimated Time Frame for Completion	Long Term
Estimated Cost	Unknown
Funding Source	Local, State, Federal
Priority/Status	New; Medium
Action Description	Reduce impacts to roadways and bridges
Goal	Emergency Services Structural Mitigation Prevention
Hazards Addressed	Multiple Hazards
Local Planning Mechanism	Jefferson County Emergency Management Agency, Mayors Office, Public Works, ALDOT
Estimated Time Frame for Completion	Long Term
Estimated Cost	Unknown
Funding Source	Local, State and Federal
Priority/Status	New; Medium

Action Description	Construct Hazard Resilient Facilities and Infrastructure in order to provide continuity of operations and government.
Goal	Emergency Services Property Protection Structural Mitigation Prevention
Hazards Addressed	Multiple Hazards
Local Planning Mechanism	Jefferson County Emergency Management Agency
Estimated Time Frame for Completion	Long Term
Estimated Cost	Unknown
Funding Source	Local, State and Federal
Priority/Status	New; Low

Pleasant Grove's Mitigation Action Plan	
Action Description	Hazard Awareness Weeks
Goal	Public Education and Awareness
Hazards Addressed	All Hazards
Local Planning Mechanism	Jefferson County EMA, Media
Estimated Time Frame for Completion	Annually
Estimated Cost	
Funding Source	EMA
Priority/Status	High; Yearly; Replaced Hazard awareness weeks are advertised via social media and websites in partnership with the Jefferson County EMA. This mitigation action has been replaced with a new action in order to streamline the plan and to adopt the “all hazards” approach within mitigation planning and awareness.

Action Description	Preparedness Handbooks, Brochures. Distribution of Severe Weather Guides, Homeowner's Retrofit Guide, Etc.
Goal	Public Education and Awareness
Hazards Addressed	All Hazards
Local Planning Mechanism	FEMA, Jefferson County EMA
Estimated Time Frame for Completion	Seasonal
Estimated Cost	
Funding Source	FEMA
Priority/Status	High; Yearly; Replaced Brochures and information are provided to the public in various ways via the agency website, social media, and public engagement events. This mitigation action has been replaced with a new action in order to streamline the plan and to adopt the "all hazards" approach within mitigation planning and awareness

Action Description	Regular Newspaper Articles.
Goal	Public Education and Awareness
Hazards Addressed	All Hazards
Local Planning Mechanism	Local Reporter, B'ham News
Estimated Time Frame for Completion	Quarterly news letters
Estimated Cost	
Funding Source	EMA

Priority/Status	Medium; Yearly No action in past five years due to lack of funding.
Action Description	Emergency Preparedness Education Programs for Schools.
Goal	Public Education and Awareness
Hazards Addressed	All Hazards
Local Planning Mechanism	Board of Education
Estimated Time Frame for Completion	Ongoing, Annually September
Estimated Cost	
Funding Source	FEMA
Priority/Status	High; Yearly

Action Description	Drills, Exercises in Homes, Workplaces, Classrooms, Etc.
Goal	Public Education and Awareness
Hazards Addressed	All Hazards
Local Planning Mechanism	Individuals, Employers, Schools, Public Safety
Estimated Time Frame for Completion	Ongoing, Semi-Annually
Estimated Cost	
Funding Source	FEMA
Priority/Status	High; Yearly These activities are encouraged through awareness weeks, via social media and agency websites. These activities are also required to occur within the jurisdictional school system.

Action Description	Public Service Announcements.
Goal	Public Education and Awareness
Hazards Addressed	All Hazards
Local Planning Mechanism	Jefferson County EMA
Estimated Time Frame for Completion	Ongoing, Semi-Annually
Estimated Cost	
Funding Source	EMA
Priority/Status	High; Yearly

Action Description	Hazard “Safety Fairs”.
Goal	Public Education and Awareness
Hazards Addressed	All Hazards
Local Planning Mechanism	Jefferson County EMA
Estimated Time Frame for Completion	Booths Set Up at Different Public Events Annually
Estimated Cost	
Funding Source	EMA
Priority/Status	High; Yearly; Replaced These events occur annually, via visits to schools, community events, community groups and our large annual event also known as “Be Ready Day.” This mitigation action has been replaced with a new action in order to streamline the plan and to adopt the “all hazards” approach within mitigation planning and awareness.
Action Description	Hazard Conferences, Seminars.
Goal	Public Education and Awareness
Hazards Addressed	All Hazards
Local Planning Mechanism	Jefferson County EMA
Estimated Time Frame for Completion	Ongoing, Send Out Training Information Using Local News and Community Flyers.
Estimated Cost	
Funding Source	EMA
Priority/Status	High; Ongoing; Replaced No action in past five years due to lack of funding. This mitigation action has been replaced with a new action in order to streamline the plan and to adopt the “all hazards” approach within mitigation planning and awareness.

Action Description	Direct Mailings
Goal	Public Education and Awareness
Hazards Addressed	All Hazards
Local Planning Mechanism	Jefferson County EMA
Estimated Time Frame for Completion	Annually, Mail Surveys Out to Update Hazard Mitigation Information
Estimated Cost	
Funding Source	EMA
Priority/Status	Medium; Yearly
Action Description	Utility Bill Inserts.
Goal	Public Education and Awareness
Hazards Addressed	All Hazards
Local Planning Mechanism	Tarrant Electric, B'ham Waterworks, Alagasco
Estimated Time Frame for Completion	2025
Estimated Cost	
Funding Source	Local
Priority/Status	Medium; Incomplete This action hasn't been completed in the last five years due to the lack of funding. Time frame has been extended to ensure completion.
Action Description	Annual Correspondence with Residents Reminding Them of The Need to Be Hazard Prepared.

Goal	Public Education and Awareness
Hazards Addressed	All Hazards
Local Planning Mechanism	FEMA, Jefferson County EMA
Estimated Time Frame for Completion	Annually
Estimated Cost	
Funding Source	FEMA
Priority/Status	High; Yearly; Replaced Correspondence has been amplified via the use of social media platforms, and news media partnerships. This mitigation action has been replaced with a new action in order to streamline the plan and to adopt the “all hazards” approach within mitigation planning and awareness.
Action Description	Assess Vulnerability to Drought Risk
Goal	Prevention Natural Resource Protection
Hazards Addressed	Drought
Local Planning Mechanism	Jeffco EMA, National Weather Service
Estimated Time Frame for Completion	2020
Estimated Cost	
Funding Source	EMA
Priority/Status	High; Completed

Action Description	Monitor Drought Conditions
Goal	Prevention Natural Resource Protection
Hazards Addressed	Droughts
Local Planning Mechanism	National Weather Service, Jeffco EMA
Estimated Time Frame for Completion	Seasonally
Estimated Cost	
Funding Source	State
Priority/Status	High; Yearly
Action Description	Monitor Water Supply
Goal	Prevention Natural Resource Protection
Hazards Addressed	Drought
Local Planning Mechanism	USGS, B'ham Waterworks
Estimated Time Frame for Completion	Continuously
Estimated Cost	
Funding Source	Local

Priority/Status	High; Ongoing The Water supply is monitored via our partnerships with local utilities.
Action Description	Plan for Drought
Goal	Prevention Natural Resource Protection
Hazards Addressed	Drought
Local Planning Mechanism	EMA, Water wks
Estimated Time Frame for Completion	2020
Estimated Cost	
Funding Source	State
Priority/Status	High; Completed Drought planning is done annually in partnership with the EMA.
Action Description	Require Water Conservation During Drought Conditions.
Goal	Prevention Natural Resource Protection
Hazards Addressed	Drought
Local Planning Mechanism	Gov, EMA, Water wks
Estimated Time Frame for Completion	Annually

Estimated Cost	
Funding Source	Local
Priority/Status	High; Yearly
Action Description	Prevent Overgrazing
Goal	Property Protection Natural Resource Protection Structural Mitigation
Hazards Addressed	Drought
Local Planning Mechanism	Farmers, Dept of Conservation
Estimated Time Frame for Completion	Short Range
Estimated Cost	
Funding Source	Private
Priority/Status	High; Ongoing
Action Description	Retrofit Water Supply Systems.

Goal	Property Protection Natural Resource Protection Structural Mitigation
Hazards Addressed	Drought
Local Planning Mechanism	Water wks, Owners
Estimated Time Frame for Completion	2020
Estimated Cost	
Funding Source	Private
Priority/Status	Low; Incomplete No action in past five years due to lack of funding. The time frame on this action has been extended in order to see completion.
Action Description	Enhance Landscaping and Design Measures.
Goal	Natural Resource Protection
Hazards Addressed	Drought
Local Planning Mechanism	City Council, ALDOT
Estimated Time Frame for Completion	2025
Estimated Cost	
Funding Source	Local

Priority/Status	Medium; Ongoing
Action Description	Educate Residents on Water Saving Techniques.
Goal	Natural Resource Protection Public Education and Awareness
Hazards Addressed	Drought
Local Planning Mechanism	EMA, Media
Estimated Time Frame for Completion	Semi-Annually
Estimated Cost	
Funding Source	Local
Priority/Status	High; Yearly; Replaced Water saving techniques are broadcasted and amplified when extended periods of low to no precipitation occurs. This information is published via social media, website, meetings and local partnerships with news media. This mitigation action has been replaced with a new action in order to streamline the plan and to adopt the “all hazards” approach within mitigation planning and awareness.
Action Description	Educate Farmers on Soil and Water Conservation Practices
Goal	Natural Resource Protection Public Education and Awareness
Hazards Addressed	Drought
Local Planning Mechanism	Dept. of Conservation, Dept of Agriculture

Estimated Time Frame for Completion	Annually
Estimated Cost	
Funding Source	State
Priority/Status	High; Yearly
Action Description	Purchase Crop Insurance
Goal	Prevention
Hazards Addressed	Drought
Local Planning Mechanism	Farmers
Estimated Time Frame for Completion	Annually
Estimated Cost	
Funding Source	Dept. of Ag
Priority/Status	Low; Yearly
Action Description	Adopt and Enforce Building Codes.
Goal	Prevention Property Protection
Hazards Addressed	Earthquakes

Local Planning Mechanism	State, City Council
Estimated Time Frame for Completion	2020
Estimated Cost	
Funding Source	Local
Priority/Status	High; Replaced The previous mitigation plan had adopt and enforce building codes for every individual hazard. . This mitigation action has been replaced with a new action in order to streamline the plan and to adopt the “all hazards” approach within mitigation planning and awareness.
Action Description	Incorporate Earthquake Mitigation into Local Planning.
Goal	Prevention
Hazards Addressed	Earthquakes
Local Planning Mechanism	FEMA, EMA, City Council
Estimated Time Frame for Completion	Annually
Estimated Cost	
Funding Source	EMA
Priority/Status	High; Yearly
Action Description	Map and Assess Community Vulnerability to Seismic Hazards.
Goal	Prevention
Hazards Addressed	Earthquakes
Local Planning Mechanism	USGS, EMA
Estimated Time Frame for Completion	2025
Estimated Cost	

Funding Source	FEMA
Priority/Status	High; Ongoing
Action Description	Conduct Inspections of Building Safety.
Goal	Prevention Property Protection
Hazards Addressed	Earthquakes
Local Planning Mechanism	Building Official
Estimated Time Frame for Completion	Long Term
Estimated Cost	
Funding Source	Local
Priority/Status	High; Ongoing This action has not been completed due to lack of funding. Though inspections are completed annually, the timeframe and status has changed to improve the inspection process as well as maintain prior inspections.
Action Description	Protect Critical Facilities and Infrastructure.
Goal	Property Protection Structural Mitigation
Hazards Addressed	Earthquakes
Local Planning Mechanism	Public Safety
Estimated Time Frame for Completion	Ongoing, Annually

Estimated Cost	
Funding Source	Local
Priority/Status	High; Yearly; Replaced The previous mitigation plan had Protect Critical Facilities and Infrastructure for every individual hazard. Another mitigation action replaces this current action in order to streamline the plan and to adopt the “all hazards” approach within mitigation planning.
Action Description	Implement Structural Mitigation Techniques.
Goal	Structural Mitigation
Hazards Addressed	Earthquakes
Local Planning Mechanism	Building Official
Estimated Time Frame for Completion	2030
Estimated Cost	
Funding Source	Local
Priority/Status	High; Incomplete This action has not been completed due to lack of funding. The timeframe on this action has been extended to ensure completion.
Action Description	Increase Earthquake Risk Awareness.
Goal	Public Education and Awareness
Hazards Addressed	Earthquakes
Local Planning Mechanism	FEMA, EMA
Estimated Time Frame for Completion	Provide FEMA’s Information to Educate Local Citizens on A Semi-Annual Basis.

Estimated Cost	
Funding Source	State
Priority/Status	Medium; Yearly; Replaced
	Earthquake awareness has been advertised via social media and website postings. This mitigation action has been replaced with a new action in order to streamline the plan and to adopt the “all hazards” approach within mitigation planning and awareness.
Action Description	Conduct Outreach to Builders, Architects, Engineers, And Inspectors.
Goal	Prevention Public Education and Awareness
Hazards Addressed	Earthquakes
Local Planning Mechanism	ICC, NFPA Code Officials
Estimated Time Frame for Completion	Long Term
Estimated Cost	
Funding Source	Other
Priority/Status	High ; Ongoing
	Partnerships and outreach needs to be an ongoing effort, rather than a time constraining goal. Due to that, the time frame has been extended as this is a goal that needs to be improved and then maintained.
Action Description	Provide Information on Structural and Non-Structural Retrofitting.
Goal	Property Protection Structural Mitigation Public Education and Awareness
Hazards Addressed	Earthquakes
Local Planning Mechanism	ICC, NFPA

Estimated Time Frame for Completion	2020
Estimated Cost	
Funding Source	Local
Priority/Status	Medium; Completed; Replaced This mitigation action has been replaced with a new action in order to streamline the plan and to adopt the “all hazards” approach within mitigation planning and awareness.
Action Description	Incorporate Flood Mitigation in Local Planning
Goal	Prevention
Hazards Addressed	Flooding
Local Planning Mechanism	City Council, Flood Plain Mgr
Estimated Time Frame for Completion	Annually
Estimated Cost	
Funding Source	Local
Priority/Status	High; Yearly
Action Description	Form Partnerships to Support Floodplain Management.
Goal	Prevention Property Protection Natural Resource Protection
Hazards Addressed	Flooding

Local Planning Mechanism	RPCCGB, EMA, SWMMA
Estimated Time Frame for Completion	Annually
Estimated Cost	
Funding Source	Other
Priority/Status	High; Yearly
Action Description	Limit or Restrict Development in Floodplain Areas.
Goal	Prevention Property Protection Natural Resource Protection
Hazards Addressed	Flooding
Local Planning Mechanism	Local Flood Plain Mgr, City Council
Estimated Time Frame for Completion	2025
Estimated Cost	
Funding Source	Local
Priority/Status	High; Ongoing
Action Description	Adopt and Enforce Building Codes and Development Standards.

Goal	Prevention Property Protection Structural Mitigation
Hazards Addressed	Flooding
Local Planning Mechanism	City Council
Estimated Time Frame for Completion	2020
Estimated Cost	
Funding Source	Local
Priority/Status	High; Replaced The previous mitigation plan had adopt and enforce building codes for every individual hazard. A new mitigation action has been developed in order to streamline the plan and to adopt the “all hazards” approach within mitigation planning.
Action Description	Improve Stormwater Management Planning.
Goal	Prevention Property Protection Natural Resource Protection
Hazards Addressed	Flooding
Local Planning Mechanism	Health Dept, County, EPA, ADEM, SWMMA
Estimated Time Frame for Completion	Annually
Estimated Cost	
Funding Source	FEMA/SWMMA
Priority/Status	High; Yearly

Action Description	Adopt Policies to Reduce Stormwater Runoff.
Goal	Prevention Property Protection Natural Resource Protection Structural Mitigation
Hazards Addressed	Flooding
Local Planning Mechanism	County Comm, City Council
Estimated Time Frame for Completion	2025
Estimated Cost	
Funding Source	Local
Priority/Status	High; Incomplete This action has not been completed. The time frame for the action has been extended in order to ensure completion.
Action Description	Improve Flood Risk Assessment.
Goal	Prevention
Hazards Addressed	Flooding
Local Planning Mechanism	City Council
Estimated Time Frame for Completion	2025
Estimated Cost	
Funding Source	Local

Priority/Status	High; Incomplete This action has not been completed. The time frame for the action has been extended in order to ensure completion.
Action Description	Join or Improve Compliance With NFIP
Goal	Prevention
Hazards Addressed	Flooding
Local Planning Mechanism	City Council, Homeowner, Business Owner
Estimated Time Frame for Completion	Annually
Estimated Cost	
Funding Source	Local
Priority/Status	High; Yearly
Action Description	Manage the Floodplain Beyond Minimum Requirements.
Goal	Prevention Property Protection Natural Resource Protection
Hazards Addressed	Flooding
Local Planning Mechanism	City Council
Estimated Time Frame for Completion	2025

Estimated Cost	
Funding Source	Local
Priority/Status	High; Incomplete This action has not been completed. The time frame for the action has been extended in order to ensure completion.
Action Description	Participate in CRS
Goal	Prevention
Hazards Addressed	Flooding
Local Planning Mechanism	City Council
Estimated Time Frame for Completion	2025
Estimated Cost	
Funding Source	Local
Priority/Status	High; Incomplete This action has not been completed. The time frame for the action has been extended in order to ensure completion.
Action Description	Establish Local Funding Mechanisms for Flood Mitigation.
Goal	Prevention Property Protection Natural Resource Protection Structural Mitigation
Hazards Addressed	Flooding
Local Planning Mechanism	SWMMA

Estimated Time Frame for Completion	2025
Estimated Cost	
Funding Source	Local
Priority/Status	High; Incomplete This action has not been completed. The time frame for the action has been extended in order to ensure completion.
Action Description	Remove Existing Structures from Flood Hazard Areas.
Goal	Prevention Property Protection
Hazards Addressed	Flooding
Local Planning Mechanism	City Council
Estimated Time Frame for Completion	2025
Estimated Cost	
Funding Source	Local
Priority/Status	High; Ongoing
Action Description	Improve Stormwater Drainage System Capacity.
Goal	Property Protection Structural Mitigation
Hazards Addressed	Flooding

Local Planning Mechanism	Jeffco Environmental Services
Estimated Time Frame for Completion	2025
Estimated Cost	
Funding Source	State
Priority/Status	High; Ongoing
Action Description	Conduct Regular Maintenance of Drainage Systems and Flood Control Structures
Goal	Property Protection Natural Resource Protection Structural Mitigation
Hazards Addressed	Flooding
Local Planning Mechanism	Jeffco Environmental Services. Jeffco Health Dept
Estimated Time Frame for Completion	Annually
Estimated Cost	
Funding Source	County
Priority/Status	High; Ongoing Due to the importance of this action, this action will need to be maintained on an annual basis. The changes have been reflected within the action.
Action Description	Elevate or Retrofit Structures and Utilities.

Goal	Prevention Property Protection Structural Mitigation
Hazards Addressed	Flooding
Local Planning Mechanism	Business Owners, Homeowners, Utility Owners
Estimated Time Frame for Completion	2025
Estimated Cost	
Funding Source	Private
Priority/Status	High; Ongoing
Action Description	Floodproof Residential and Non-Residential Structures
Goal	Prevention Property Protection Structural Mitigation
Hazards Addressed	Flooding
Local Planning Mechanism	Owners
Estimated Time Frame for Completion	2025
Estimated Cost	
Funding Source	Private
Priority/Status	High; Ongoing

Action Description	Protect Infrastructure
Goal	Prevention Property Protection Structural Mitigation
Hazards Addressed	Flooding
Local Planning Mechanism	All public services
Estimated Time Frame for Completion	Annually
Estimated Cost	
Funding Source	Local
Priority/Status	High; Yearly; Replaced The previous mitigation plan had Protect Critical Facilities and Infrastructure for every individual hazard. Another mitigation action replaces this current action in order to streamline the plan and to adopt the “all hazards” approach within mitigation planning.
Action Description	Protect Critical Facilities.
Goal	Prevention Property Protection Structural Mitigation
Hazards Addressed	Flooding
Local Planning Mechanism	All Public Services
Estimated Time Frame for Completion	Annually
Estimated Cost	
Funding Source	Local

Priority/Status	High; Yearly; Replaced
	The previous mitigation plan had Protect Critical Facilities and Infrastructure for every individual hazard. Another mitigation action replaces this current action in order to streamline the plan and to adopt the “all hazards” approach within mitigation planning.
Action Description	Construct Flood Control Measures.
Goal	Prevention
Hazards Addressed	Flooding
Local Planning Mechanism	FEMA
Estimated Time Frame for Completion	2025
Estimated Cost	
Funding Source	FEMA
Priority/Status	High; Ongoing
Action Description	Protect and Restore Natural Flood Mitigation Features
Goal	Natural Resource Protection Structural Mitigation
Hazards Addressed	Flooding
Local Planning Mechanism	FEMA, ADEM, EPA, City Council
Estimated Time Frame for Completion	2025
Estimated Cost	
Funding Source	FEMA
Priority/Status	High, Ongoing

Action Description	Preserve Floodplains as Open Space.
Goal	Prevention Natural Resource Protection
Hazards Addressed	Flooding
Local Planning Mechanism	City Council, The Freshwater Land Trust, Jeffco, The Nature Conservancy
Estimated Time Frame for Completion	2025
Estimated Cost	
Funding Source	Other
Priority/Status	High, Ongoing
Action Description	Increase Awareness of Flood Risk and Safety
Goal	Public Education and Awareness
Hazards Addressed	Flooding
Local Planning Mechanism	EMA, EPA, ADEM
Estimated Time Frame for Completion	Annually
Estimated Cost	
Funding Source	FEMA
Priority/Status	High; Yearly; Replaced Flood Risk and Safety is advertised via social media and websites, as well as through partnerships with local media. This mitigation action has been replaced with a new action in order to streamline the plan and to adopt the “all hazards” approach within mitigation planning and awareness.
Action Description	Educate Property Owners About Flood Mitigation Techniques

Goal	Public Education and Awareness
Hazards Addressed	Flooding
Local Planning Mechanism	EPA, EMA, FEMA
Estimated Time Frame for Completion	Annually
Estimated Cost	
Funding Source	FEMA
Priority/Status	High; Yearly; Replaced This mitigation action has been replaced with a new action in order to streamline the plan and to adopt the “all hazards” approach within mitigation planning and awareness.
Action Description	Map and Assess Vulnerability to Erosion
Goal	Prevention
Hazards Addressed	Landslides/Erosion
Local Planning Mechanism	USGS, FEMA
Estimated Time Frame for Completion	2025
Estimated Cost	
Funding Source	FEMA
Priority/Status	High, Ongoing
Action Description	Manage Development in Erosion Hazard Areas
Goal	Prevention
Hazards Addressed	Landslides/Erosion

Local Planning Mechanism	Building Official
Estimated Time Frame for Completion	2025
Estimated Cost	
Funding Source	Local
Priority/Status	High. Ongoing
Action Description	Promote or Require Site and Building Design Standards to Minimize Erosion Risk
Goal	Prevention Natural Resource Protection
Hazards Addressed	Landslides/Erosion
Local Planning Mechanism	Building Official, City Council
Estimated Time Frame for Completion	2025
Estimated Cost	
Funding Source	Local
Priority/Status	High; Incomplete Some mitigation actions included in previous Hazard Mitigation Plans have not been completed due to attrition and lack of funding. These mitigation actions have been included in this Hazard Mitigation Plan to be implemented in the future.
Action Description	Remove Existing Buildings and Infrastructure from Erosion Hazard Areas
Goal	Prevention Property Protection Structural Mitigation

Hazards Addressed	Landslides/Erosion
Local Planning Mechanism	City Council
Estimated Time Frame for Completion	2025
Estimated Cost	
Funding Source	Private
Priority/Status	High, Ongoing
Action Description	Stabilize Erosion Hazard Areas
Goal	Prevention Property Protection Natural Resource Protection Structural Mitigation
Hazards Addressed	Landslides/Erosion
Local Planning Mechanism	Property Owner
Estimated Time Frame for Completion	2025
Estimated Cost	
Funding Source	Private
Priority/Status	High, Ongoing

Action Description	Increase Awareness of Erosion Hazards
Goal	Public Education and Awareness
Hazards Addressed	Landslides/Erosion
Local Planning Mechanism	EPA, ADEM, EMA
Estimated Time Frame for Completion	Annually
Estimated Cost	
Funding Source	EMA
Priority/Status	High; Yearly; Replace Erosion hazard awareness is advertised annually via social media and agency websites. This mitigation action has been replaced with a new action in order to streamline the plan and to adopt the “all hazards” approach within mitigation planning and awareness.
Action Description	Map and Assess Vulnerability in Subsidence
Goal	Prevention
Hazards Addressed	Land Subsidence
Local Planning Mechanism	FEMA
Estimated Time Frame for Completion	2025
Estimated Cost	
Funding Source	FEMA
Priority/Status	High, Ongoing
Action Description	Manage Development in High-Risk Areas
Goal	Prevention

Hazards Addressed	Land Subsidence
Local Planning Mechanism	Building Official, City Council
Estimated Time Frame for Completion	2025
Estimated Cost	
Funding Source	Local
Priority/Status	High, Ongoing
Action Description	Consider Subsidence in Building Design
Goal	Prevention
Hazards Addressed	Land Subsidence
Local Planning Mechanism	Engineer, Architect
Estimated Time Frame for Completion	2025
Estimated Cost	
Funding Source	Private
Priority/Status	High; Incomplete Some mitigation actions included in previous Hazard Mitigation Plans have not been completed due to attrition and lack of funding. These mitigation actions have been included in this Hazard Mitigation Plan to be implemented in the future.
Action Description	Monitor Subsidence Risk Factors

Goal	Prevention Natural Resource Protection
Hazards Addressed	Land Subsidence
Local Planning Mechanism	USGS
Estimated Time Frame for Completion	Annually
Estimated Cost	
Funding Source	USGS
Priority/Status	High; Yearly
Action Description	Remove Existing Structures from Subsidence Hazard Areas
Goal	Property Protection Structural Mitigation
Hazards Addressed	Land Subsidence
Local Planning Mechanism	Owner, City Council
Estimated Time Frame for Completion	2025
Estimated Cost	
Funding Source	Private
Priority/Status	High, Ongoing

Action Description	Educate Residents About Subsidence
Goal	Public Education and Awareness
Hazards Addressed	Land Subsidence
Local Planning Mechanism	EMA
Estimated Time Frame for Completion	Annually
Estimated Cost	
Funding Source	State
Priority/Status	High; Yearly; Replace Subsidence hazard awareness is advertised annually via social media, website postings, and partnerships with the media. This mitigation action has been replaced with a new action in order to streamline the plan and to adopt the “all hazards” approach within mitigation planning and awareness.

Action Description	Encourage Construction of Safe Rooms
Goal	Property Protection Structural Mitigation Public Education and Awareness
Hazards Addressed	Tornadoes
Local Planning Mechanism	EMA, FEMA
Estimated Time Frame for Completion	Ongoing, most of the citizens rely on grant funds to construct safe rooms, some of the citizens have been listed on the wait list.
Estimated Cost	
Funding Source	State

Priority/Status	High; Ongoing
Action Description	Require Wind-Resistant Building Techniques
Goal	Prevention Property Protection
Hazards Addressed	Tornadoes
Local Planning Mechanism	Building Official, City Council
Estimated Time Frame for Completion	2019
Estimated Cost	
Funding Source	FEMA
Priority/Status	High; Incomplete; Replaced This mitigation action has been replaced with a new action in order to streamline the plan and to adopt the “all hazards” approach within mitigation planning and awareness.
Action Description	Conduct Tornado Awareness Activities
Goal	Public Education and Awareness
Hazards Addressed	Tornadoes
Local Planning Mechanism	EMA
Estimated Time Frame for Completion	Ongoing, Annually
Estimated Cost	

Funding Source	EMA
Priority/Status	High; Ongoing; Replace Tornado hazard awareness is advertised annually via social media, website postings, and partnerships with the media. This mitigation action has been replaced with a new action in order to streamline the plan and to adopt the “all hazards” approach within mitigation planning and awareness.
Action Description	Map and Assess Vulnerability to Wildfire
Goal	Prevention Property Protection Natural Resource Protection
Hazards Addressed	Wildfires
Local Planning Mechanism	Forestry
Estimated Time Frame for Completion	2020
Estimated Cost	
Funding Source	State
Priority/Status	High; Completed Vulnerability to hazards is assessed on an annual basis through open sources data and partnership with Jefferson County EMA. Due to several actions assessing vulnerability, this mitigation action has been replaced with a new action in order to streamline the plan and to adopt the “all hazards” approach within mitigation planning and awareness.
Action Description	Incorporate Wildfire Mitigation in The Comprehensive Plan
Goal	Prevention Property Protection Natural Resource Protection
Hazards Addressed	Wildfires
Local Planning Mechanism	EMA, City Council

Estimated Time Frame for Completion	Annually
Estimated Cost	
Funding Source	EMA
Priority/Status	High; Yearly
Action Description	Reduce Risk Through Land Use Planning
Goal	Prevention
Hazards Addressed	Wildfires
Local Planning Mechanism	City Council
Estimated Time Frame for Completion	Annually
Estimated Cost	
Funding Source	Local
Priority/Status	High; Yearly
Action Description	Develop A Wildland-Urban Interface Code
Goal	Prevention
Hazards Addressed	Wildfires
Local Planning Mechanism	USFA, ICC, NFPA
Estimated Time Frame for Completion	2025
Estimated Cost	
Funding Source	Other

Priority/Status	High; Incomplete Some mitigation actions included in previous Hazard Mitigation Plans have not been completed due to attrition and lack of funding. These mitigation actions have been included in this Hazard Mitigation Plan to be implemented in the future.
Action Description	Require or Encourage Fire Resistant Construction
Goal	Prevention Property Protection Structural Mitigation Public Education and Awareness
Hazards Addressed	Wildfires
Local Planning Mechanism	Building Official, City Council
Estimated Time Frame for Completion	Annually
Estimated Cost	
Funding Source	Local
Priority/Status	High; Yearly
Action Description	Retrofit At-Risk Structures with Ignition-Resistant Materials
Goal	Prevention Property Protection Structural Mitigation
Hazards Addressed	Wildfires
Local Planning Mechanism	Owner, Building Official
Estimated Time Frame for Completion	2025
Estimated Cost	
Funding Source	Private

Priority/Status	High; Incomplete Some mitigation actions included in previous Hazard Mitigation Plans have not been completed due to attrition and lack of funding. These mitigation actions have been included in this Hazard Mitigation Plan to be implemented in the future.
Action Description	Create Defensible Space Around Structures and Infrastructure
Goal	Prevention Property Protection Natural Resource Protection Structural Mitigation
Hazards Addressed	Wildfires
Local Planning Mechanism	Owner
Estimated Time Frame for Completion	Annually
Estimated Cost	
Funding Source	Private
Priority/Status	High; Yearly
Action Description	Conduct Maintenance to Reduce Risk
Goal	Prevention Property Protection Natural Resource Protection Structural Mitigation
Hazards Addressed	Wildfires

Local Planning Mechanism	Owner
Estimated Time Frame for Completion	Annually
Estimated Cost	
Funding Source	Private
Priority/Status	High; Yearly
Action Description	Implement A Fuels Management Program
Goal	Prevention Property Protection Natural Resource Protection
Hazards Addressed	Wildfires
Local Planning Mechanism	Owner
Estimated Time Frame for Completion	2025
Estimated Cost	
Funding Source	Private
Priority/Status	Medium; Incomplete Some mitigation actions included in previous Hazard Mitigation Plans have not been completed due to attrition and lack of funding. These mitigation actions have been included in this Hazard Mitigation Plan to be implemented in the future.
Action Description	Participate in Firewise Program

Goal	Prevention
Hazards Addressed	Wildfires
Local Planning Mechanism	City Council, Public Safety
Estimated Time Frame for Completion	Annually
Estimated Cost	
Funding Source	Local
Priority/Status	High; Yearly
Action Description	Increase Wildfire Risk Awareness
Goal	Public Education and Awareness
Hazards Addressed	Wildfires
Local Planning Mechanism	Forestry
Estimated Time Frame for Completion	Annually
Estimated Cost	
Funding Source	State
Priority/Status	High; Yearly; Replaced

Action Description	Educate Property Owners About Wildfire Mitigation Techniques
Goal	Public Education and Awareness
Hazards Addressed	Wildfires
Local Planning Mechanism	Forestry
Estimated Time Frame for Completion	Annually
Estimated Cost	
Funding Source	State
Priority/Status	High; Yearly; Replaced Wildfire mitigation techniques and hazard awareness is advertised annually via social media, website postings, and partnerships with the media. This mitigation action has been replaced with a new action in order to streamline the plan and to adopt the “all hazards” approach within mitigation planning and awareness.
Action Description	Adopt and Enforce Building Codes
Goal	Prevention Property Protection
Hazards Addressed	Winter Storms/Freezes
Local Planning Mechanism	City Council
Estimated Time Frame for Completion	Annually
Estimated Cost	
Funding Source	Local
Priority/Status	High; Yearly; Replaced The previous mitigation plan had adopt and enforce building codes for every individual hazard. A new mitigation action has been developed in order to streamline the plan and to adopt the “all hazards” approach within mitigation planning.

Action Description	Protect Buildings and Infrastructure
Goal	Prevention Property Protection Structural Mitigation
Hazards Addressed	Winter Storms/Freezes
Local Planning Mechanism	Public Safety
Estimated Time Frame for Completion	Annually
Estimated Cost	
Funding Source	Local
Priority/Status	High; Yearly; Replaced This mitigation action has been replaced with a new action in order to streamline the plan and to adopt the “all hazards” approach within mitigation planning and awareness.
Action Description	Protect Power Lines
Goal	Prevention Structural Mitigation
Hazards Addressed	Winter Storms/Freezes
Local Planning Mechanism	Alabama Power
Estimated Time Frame for Completion	Annually and As the Need Arises
Estimated Cost	
Funding Source	Local

Priority/Status	High; Yearly; Replaced This mitigation action has been replaced with a new action in order to streamline the plan and to adopt the “all hazards” approach within mitigation planning and awareness.
Action Description	Reduce Impacts to Roadways
Goal	Structural Mitigation
Hazards Addressed	Winter Storms/Freezes
Local Planning Mechanism	Public Works, ALDOT
Estimated Time Frame for Completion	Working with Alabama Department of Transportation Annually
Estimated Cost	
Funding Source	Local
Priority/Status	High; Yearly; Replaced
Action Description	Conduct Winter Weather Risk Awareness Activities
Goal	Public Education and Awareness
Hazards Addressed	Winter Storms/Freezes
Local Planning Mechanism	Business Owner, Homeowner
Estimated Time Frame for Completion	Annually
Estimated Cost	
Funding Source	Local

Priority/Status	High; Yearly; Replaced Winter Weather risk and hazard awareness is advertised annually via social media, website postings, and partnerships with the media. This mitigation action has been replaced with a new action in order to streamline the plan and to adopt the “all hazards” approach within mitigation planning and awareness
Action Description	Assist Vulnerable Populations
Goal	Property Protection Public Education and Awareness
Hazards Addressed	Winter Storms/Freezes
Local Planning Mechanism	Jeffco Office of Community Development
Estimated Time Frame for Completion	2016
Estimated Cost	
Funding Source	Local
Priority/Status	High; Completed; Replaced Assisting vulnerable populations is done through our volunteer organizations active in disasters and community groups. This mitigation action has been replaced with a new action in order to streamline the plan and to adopt the “all hazards” approach within mitigation planning and awareness.
Action Description	Reduce Urban Island Heat Effect
Goal	Prevention Property Protection Structural Mitigation
Hazards Addressed	Extreme Temperatures
Local Planning Mechanism	EMA, EPA, ADEM
Estimated Time Frame for Completion	2025

Estimated Cost	
Funding Source	FEMA
Priority/Status	High, Ongoing
Action Description	Increase Awareness of Extreme Temperature Risk and Safety
Goal	Public Education and Awareness
Hazards Addressed	Extreme Temperatures
Local Planning Mechanism	EMA, EPA, ADEM
Estimated Time Frame for Completion	Annually
Estimated Cost	
Funding Source	EMA
Priority/Status	High; Yearly; Replaced
	Extreme Temperature hazard awareness is advertised annually via social media, website postings, and partnerships with the media. This mitigation action has been replaced with a new action in order to streamline the plan and to adopt the “all hazards” approach within mitigation planning and awareness.
Action Description	Assist Vulnerable Populations
Goal	Property Protection Public Education and Awareness
Hazards Addressed	Extreme Temperatures
Local Planning Mechanism	EMA, EPA, ADEM
Estimated Time Frame for Completion	2016

Estimated Cost	
Funding Source	Local
Priority/Status	High; Completed; Replaced Assisting vulnerable populations is done through our volunteer organizations active in disasters and community groups. This mitigation action has been replaced with a new action in order to streamline the plan and to adopt the “all hazards” approach within mitigation planning and awareness.
Action Description	Educate Property Owners About Freezing Pipes
Goal	Public Education and Awareness
Hazards Addressed	Extreme Temperatures
Local Planning Mechanism	EMA, EPA, FEMA
Estimated Time Frame for Completion	Ongoing; Seasonal
Estimated Cost	
Funding Source	FEMA
Priority/Status	High; Yearly; Replaced Freezing pipe awareness falls under winter weather hazard awareness, and is advertised annually via social media, website postings, and partnerships with the media. This mitigation action has been replaced with a new action in order to streamline the plan and to adopt the “all hazards” approach within mitigation planning and awareness.
Action Description	Locate Safe Rooms to Minimize Damage
Goal	Property Protection
Hazards Addressed	Hail
Local Planning Mechanism	Owner
Estimated Time Frame for Completion	2020

Estimated Cost	
Funding Source	Private
Priority/Status	High; Completed
	All county wide saferooms are available via the Jefferson County EMA website. This includes a searchable tool to find the closest safe room near your location.
Action Description	Protect Buildings from Hail Damage
Goal	Prevention Property Protection Structural Mitigation
Hazards Addressed	Hail
Local Planning Mechanism	Owner
Estimated Time Frame for Completion	2025
Estimated Cost	
Funding Source	Private
Priority/Status	High, Ongoing
Action Description	Increase Hail Risk Awareness
Goal	Public Education and Awareness
Hazards Addressed	Hail
Local Planning Mechanism	FEMA, National Weather Service

Estimated Time Frame for Completion	Annually
Estimated Cost	
Funding Source	FEMA
Priority/Status	High; Yearly; Replaced Hail risk and hazard awareness is advertised annually via social media, website postings, and partnerships with the media. This mitigation action has been replaced with a new action in order to streamline the plan and to adopt the “all hazards” approach within mitigation planning and awareness.
Action Description	Map and Assess Vulnerability to Landslides
Goal	Prevention
Hazards Addressed	Landslide
Local Planning Mechanism	USGS, FEMA
Estimated Time Frame for Completion	2025
Estimated Cost	
Funding Source	FEMA
Priority/Status	High, Ongoing
Action Description	Manage Development in Landslide Hazard Areas
Goal	Prevention
Hazards Addressed	Landslide
Local Planning Mechanism	Building Official, City Council

Estimated Time Frame for Completion	2025
Estimated Cost	
Funding Source	Local
Priority/Status	High, Ongoing
Action Description	Prevent Impacts to Roadways
Goal	Prevention Structural Mitigation
Hazards Addressed	Landslide
Local Planning Mechanism	Public Works
Estimated Time Frame for Completion	2025
Estimated Cost	
Funding Source	State
Priority/Status	High, Ongoing
Action Description	Remove Existing Buildings and Infrastructure from Landslide Hazard Areas
Goal	Property Protection Structural Mitigation
Hazards Addressed	Landslide
Local Planning Mechanism	City Council, Building Official, Public Works
Estimated Time Frame for Completion	2025
Estimated Cost	
Funding Source	Private

Priority/Status	High, Ongoing
Action Description	Protect Critical Facilities and Equipment
Goal	Property Protection Structural Mitigation
Hazards Addressed	Lightning
Local Planning Mechanism	Alabama Power, Owner
Estimated Time Frame for Completion	2020
Estimated Cost	
Funding Source	State
Priority/Status	High; Replaced No action in past five years due to lack of funding. This mitigation action has been replaced with a new action in order to streamline the plan, and to adopt the “all hazards” approach within mitigation planning and awareness.
Action Description	Conduct Lightning Awareness Programs
Goal	Public Education and Awareness
Hazards Addressed	Lightning
Local Planning Mechanism	FEMA, EMA
Estimated Time Frame for Completion	2020

Estimated Cost	
Funding Source	FEMA
Priority/Status	High; Completed; Replaced Lightning hazard awareness is advertised annually via social media, website postings, and partnerships with the media. This mitigation action has been replaced with a new action in order to streamline the plan and to adopt the “all hazards” approach within mitigation planning and awareness.
Action Description	Adopt and Enforce Building Codes
Goal	Prevention Property Protection
Hazards Addressed	Severe Wind
Local Planning Mechanism	City Council
Estimated Time Frame for Completion	2020
Estimated Cost	
Funding Source	Local
Priority/Status	High; Replaced The previous mitigation plan had adopt and enforce building codes for every individual hazard. A new mitigation action has been developed in order to streamline the plan and to adopt the “all hazards” approach within mitigation planning.
Action Description	Promote or Require Site and Building Design Standards to Minimize Wind Damage
Goal	Prevention Property Protection
Hazards Addressed	Severe Wind
Local Planning Mechanism	Building Official, City Council

Estimated Time Frame for Completion	2025
Estimated Cost	
Funding Source	Local
Priority/Status	High; Incomplete No action in past five years due to lack of funding.
Action Description	Assess Vulnerability to Severe Wind
Goal	Prevention
Hazards Addressed	Severe Wind
Local Planning Mechanism	National Weather, EMA, FEMA
Estimated Time Frame for Completion	2020
Estimated Cost	
Funding Source	Local
Priority/Status	High; Completed Vulnerability to hazards is assessed on an annual basis through open sources data and partnership with Jefferson County EMA. Due to several actions assessing vulnerability, this mitigation action has been replaced with a new action in order to streamline the plan and to adopt the “all hazards” approach within mitigation planning and awareness.
Action Description	Protect Power Lines and Infrastructure
Goal	Prevention Property Protection Structural Mitigation
Hazards Addressed	Severe Wind
Local Planning Mechanism	Alabama Power

Estimated Time Frame for Completion	2020
Estimated Cost	
Funding Source	Local
Priority/Status	High; Completed; Replaced No action in past five years due to lack of funding. This mitigation action has been replaced with a new action in order to streamline the plan, and to adopt the “all hazards” approach within mitigation planning and awareness.
Action Description	Retrofit Residential Buildings
Goal	Prevention Property Protection Structural Mitigation
Hazards Addressed	Severe Wind
Local Planning Mechanism	Owner
Estimated Time Frame for Completion	2020
Estimated Cost	
Funding Source	Private
Priority/Status	High; Incomplete No action in past five years due to lack of funding.
Action Description	Retrofit Public Buildings and Critical Facilities

Goal	Prevention Property Protection Structural Mitigation
Hazards Addressed	Severe Wind
Local Planning Mechanism	City Council
Estimated Time Frame for Completion	2025
Estimated Cost	
Funding Source	Local
Priority/Status	High, Ongoing
Action Description	Increase Severe Wind Risk Awareness
Goal	Public Education and Awareness
Hazards Addressed	Severe Wind
Local Planning Mechanism	EMA, FEMA, National Weather Service
Estimated Time Frame for Completion	2017
Estimated Cost	
Funding Source	FEMA

Priority/Status	High; Completed; Replaced
	Severe Wind risk and hazard awareness is advertised annually via social media, website postings, and partnerships with the media. This mitigation action has been replaced with a new action in order to streamline the plan and to adopt the “all hazards” approach within mitigation planning and awareness.
Action Description	Assess Community Risk
Goal	Prevention
Hazards Addressed	Multiple Hazards
Local Planning Mechanism	EMA
Estimated Time Frame for Completion	2018
Estimated Cost	
Funding Source	Local
Priority/Status	High; Completed
Action Description	Map Community Risk
Goal	Prevention
Hazards Addressed	Multiple Hazards
Local Planning Mechanism	FEMA
Estimated Time Frame for Completion	2025
Estimated Cost	
Funding Source	FEMA

Priority/Status	High, Ongoing
Action Description	Prevent Development in Hazard Areas
Goal	Prevention
Hazards Addressed	Multiple Hazards
Local Planning Mechanism	Building Official, City Council
Estimated Time Frame for Completion	2025
Estimated Cost	
Funding Source	Local
Priority/Status	High, Ongoing
Action Description	Adopt Development Regulations in Hazard Areas
Goal	Prevention
Hazards Addressed	Multiple Hazards
Local Planning Mechanism	City Council
Estimated Time Frame for Completion	2025
Estimated Cost	

Funding Source	Local
Priority/Status	High, Ongoing
Action Description	Limit Density in Hazard Areas
Goal	Prevention
Hazards Addressed	Multiple Hazards
Local Planning Mechanism	Building Official, City Council
Estimated Time Frame for Completion	2025
Estimated Cost	
Funding Source	Local
Priority/Status	High, Ongoing
Action Description	Integrate Mitigation into Local Planning
Goal	Prevention
Hazards Addressed	Multiple Hazards
Local Planning Mechanism	EMA, City Council
Estimated Time Frame for Completion	2016
Estimated Cost	
Funding Source	Local

Priority/Status	High; Completed
Action Description	Strengthen Land Use Regulations
Goal	Prevention
Hazards Addressed	Multiple Hazards
Local Planning Mechanism	City Council
Estimated Time Frame for Completion	2025
Estimated Cost	
Funding Source	Local
Priority/Status	High; Completed No action in past five years due to lack of funding. The time frame for this action has been extended in order to see completion.
Action Description	Adopt and Enforce Building Codes

Goal	Prevention Property Protection
Hazards Addressed	Multiple Hazards
Local Planning Mechanism	City Council
Estimated Time Frame for Completion	2020
Estimated Cost	
Funding Source	Local
Priority/Status	High; Replaced The previous mitigation plan had adopt and enforce building codes for every individual hazard. A new mitigation action has been developed in order to streamline the plan and to adopt the “all hazards” approach within mitigation planning.
Action Description	Create Local Funding Mechanisms for Hazard Mitigation
Goal	Prevention
Hazards Addressed	Multiple Hazards
Local Planning Mechanism	EMA, FEMA, City Council
Estimated Time Frame for Completion	2025
Estimated Cost	
Funding Source	FEMA
Priority/Status	High; Completed . This action has not been completed due to lack of funding.

Action Description	Incentivize Hazard Mitigation
Goal	Prevention
Hazards Addressed	Multiple Hazards
Local Planning Mechanism	FEMA
Estimated Time Frame for Completion	2025
Estimated Cost	
Funding Source	FEMA
Priority/Status	High; Completed This action has not been completed due to lack of funding.
Action Description	Monitor Mitigation Plan Implementation
Goal	Prevention
Hazards Addressed	Multiple Hazards
Local Planning Mechanism	Building Official
Estimated Time Frame for Completion	Annually
Estimated Cost	
Funding Source	Local
Priority/Status	High; Yearly

Action Description	Protect Structures
Goal	Prevention Property Protection Structural Mitigation
Hazards Addressed	Multiple Hazards
Local Planning Mechanism	Public Safety
Estimated Time Frame for Completion	2025
Estimated Cost	
Funding Source	Local
Priority/Status	High; Ongoing
Action Description	Protect Infrastructure and Critical Facilities
Goal	Property Protection Structural Mitigation
Hazards Addressed	Multiple Hazards
Local Planning Mechanism	Public Works, Public Safety
Estimated Time Frame for Completion	2025
Estimated Cost	
Funding Source	Local

Priority/Status	High; Replaced No action in past five years due to lack of funding. This mitigation action has been replaced with a new action in order to streamline the plan, and to adopt the “all hazards” approach within mitigation planning and awareness
Action Description	Increase Hazard Education and Risk Awareness
Goal	Public Education and Awareness
Hazards Addressed	Multiple Hazards
Local Planning Mechanism	EMA, FEMA
Estimated Time Frame for Completion	2017
Estimated Cost	
Funding Source	FEMA
Priority/Status	High; Completed
Action Description	Improve Household Disaster Preparedness
Goal	Public Education and Awareness
Hazards Addressed	Multiple Hazards
Local Planning Mechanism	Owner

Estimated Time Frame for Completion	2017
Estimated Cost	
Funding Source	Private
Priority/Status	High; Completed
Action Description	Promote Private Mitigation Efforts
Goal	Public Education and Awareness
Hazards Addressed	Multiple Hazards
Local Planning Mechanism	EMA, FEMA, City Council
Estimated Time Frame for Completion	2017
Estimated Cost	
Funding Source	FEMA
Priority/Status	High; Completed
Action Description	Add Outdoor Warning Sirens Inside Municipal Boundary
Goal	Emergency Services Public Education and Awareness
Hazards Addressed	Multiple Hazards

Local Planning Mechanism	Jefferson County Emergency Management Agency, Mayors Office
Estimated Time Frame for Completion	Long Term
Estimated Cost	Unknown
Funding Source	Local/ State/ Federal
Priority/Status	New Action; High
Action Description	Build and/or Purchase Saferooms And Place Inside Municipal Boundary
Goal	Prevention Emergency Services Public Education and Awareness
Hazards Addressed	Multiple Hazards
Local Planning Mechanism	Mayor's Office, Jefferson County EMA
Estimated Time Frame for Completion	Long Term
Estimated Cost	Unknown
Funding Source	Local/State/Federal
Priority/Status	New Action; High
Action Description	Protect and/or Retrofit Critical Facilities and Infrastructure.
Goal	Prevention Property Protection Structural Mitigation
Hazards Addressed	All Hazards

Local Planning Mechanism	Mayor's Office, Jefferson County EMA
Estimated Time Frame for Completion	Long Term
Estimated Cost	
Funding Source	FEMA/State/Local
Priority/Status	New; High; Yearly The previous mitigation plan had Protect Critical Facilities and Infrastructure for every individual hazard. This mitigation action replaces those actions in order to streamline the plan and to adopt the "all hazards" approach within mitigation planning.
Action Description	Protect and/or Retrofit Utility Infrastructure
Goal	Prevention Property Protection Structural Mitigation
Hazards Addressed	All Hazards
Local Planning Mechanism	Mayor's Office, Jefferson County EMA
Estimated Time Frame for Completion	Long Term
Estimated Cost	
Funding Source	FEMA/State/Local
Priority/Status	New; High; The previous mitigation plan had Protect and/or Retrofit Utility Infrastructure for every individual hazard. This mitigation action replaces those actions in order to streamline the plan and to adopt the "all hazards" approach within mitigation planning.
Action Description	Assess Vulnerability and Hazard Risk

Goal	Emergency Services Public Education and Awareness Prevention Property Protection Structural Mitigation
Hazards Addressed	Multiple Hazards
Local Planning Mechanism	Jefferson County Emergency Management Agency, Mayors Office
Estimated Time Frame for Completion	Long Term
Estimated Cost	Unknown
Funding Source	Local, State, Federal
Priority/Status	New Action; High
Action Description	Increase Hazard Awareness and Increase Preparedness Within the Home through campaigns, fairs, seminars, direct mailings, materials, public service announcements, and other means of communications
Goal	Emergency Services Public Education and Awareness Prevention
Hazards Addressed	Multiple Hazards
Local Planning Mechanism	Jefferson County Emergency Management Agency, Mayors Office, Fire Department
Estimated Time Frame for Completion	Long Term
Estimated Cost	Unknown
Funding Source	Local, State, Federal
Priority/Status	New; High; Ongoing
Action Description	Adopt and enforce building codes
Goal	Property Protection Structural Mitigation Prevention

Action Description	Assist Vulnerable Populations
Goal	Public Education and Awareness Prevention
Hazards Addressed	Multiple Hazards
Local Planning Mechanism	Jefferson County Emergency Management Agency, Mayors Office, Jefferson County VOAD
Estimated Time Frame for Completion	Long Term
Estimated Cost	Unknown
Funding Source	Local, State and Federal
Priority/Status	New; High; Ongoing
Hazards Addressed	Multiple Hazards
Local Planning Mechanism	Jefferson County Emergency Management Agency, Mayors Office, Fire Department, Building Inspection, Engineering Department
Estimated Time Frame for Completion	Long Term
Estimated Cost	Unknown
Funding Source	Local, State, Federal

Action Description	Remove Existing buildings and infrastructure from hazard areas
Goal	Property Protection Structural Mitigation Prevention
Hazards Addressed	Multiple Hazards
Local Planning Mechanism	Jefferson County Emergency Management Agency, Mayors Office
Estimated Time Frame for Completion	Long Term
Estimated Cost	Unknown
Funding Source	Local, State, Federal
Priority/Status	New; Medium
Action Description	Reduce impacts to roadways and bridges

Goal	Emergency Services Structural Mitigation Prevention
Hazards Addressed	Multiple Hazards
Local Planning Mechanism	Jefferson County Emergency Management Agency, Mayors Office, Public Works, ALDOT
Estimated Time Frame for Completion	Long Term
Estimated Cost	Unknown
Funding Source	Local, State and Federal
Priority/Status	New; Medium
Action Description	Construct Hazard Resilient Facilities and Infrastructure in order to provide continuity of operations and government.
Goal	Emergency Services Property Protection Structural Mitigation Prevention
Hazards Addressed	Multiple Hazards
Local Planning Mechanism	Jefferson County Emergency Management Agency
Estimated Time Frame for Completion	Long Term
Estimated Cost	Unknown
Funding Source	Local, State and Federal
Priority/Status	New; Low

Sylvan Springs' Mitigation Action Plan	
Action Description	Emergency Preparedness Education Programs for Schools.
Goal	Public Education and Awareness
Hazards Addressed	All Hazards
Local Planning Mechanism	Jeff Co Board of Education
Estimated Time Frame for Completion	Ongoing, Annually September
Estimated Cost	
Funding Source	Other
Priority/Status	Medium; Yearly Various public safety organizations have provided presentations and safety fairs to school children within the jurisdiction.

Action Description	Drills, Exercises in Homes, Workplaces, Classrooms, Etc.
Goal	Public Education and Awareness
Hazards Addressed	All Hazards
Local Planning Mechanism	Fire Department
Estimated Time Frame for Completion	Ongoing, Semi-Annually
Estimated Cost	
Funding Source	Local
Priority/Status	Medium; Ongoing These activities are encouraged through awareness weeks, via social media and agency websites. These activities are also required to occur within the jurisdictional school system.

Action Description	Everbridge Emergency Alert Notifications
Goal	Emergency Services Public Education and Awareness
Hazards Addressed	All Hazards
Local Planning Mechanism	Jefferson County EMA, Town Council, Fire Department
Estimated Time Frame for Completion	Quarterly Drill with Mayors, Police Chiefs, And County Commissioners
Estimated Cost	No Additional Cost
Funding Source	Local
Priority/Status	High; Yearly
Action Description	Quarterly Newsletters Which Includes Articles Concerning Building Codes, Fire Safety, Weather.
Goal	Public Education and Awareness
Hazards Addressed	All Hazards
Local Planning Mechanism	Town Council
Estimated Time Frame for Completion	Ongoing, Quarterly
Estimated Cost	\$350.00
Funding Source	Local
Priority/Status	High; Ongoing
Action Description	Direct Mailings
Goal	Public Education and Awareness
Hazards Addressed	All Hazards
Local Planning Mechanism	City Council

Estimated Time Frame for Completion	Ongoing, Annually
Estimated Cost	\$350.00
Funding Source	Local
Priority/Status	Medium; Ongoing No action in past five years due to lack of funding. This mitigation action has been replaced with a new action in order to streamline the plan and to adopt the “all hazards” approach within mitigation planning and awareness
Action Description	Assess Vulnerability to Drought Risk
Goal	Prevention Natural Resource Protection
Hazards Addressed	Drought
Local Planning Mechanism	Birmingham/Mulga Water
Estimated Time Frame for Completion	2020
Estimated Cost	
Funding Source	Birmingham Water
Priority/Status	High; Completed
Action Description	Monitor Drought Conditions
Goal	Prevention Natural Resource Protection
Hazards Addressed	Droughts
Local Planning Mechanism	Mulga Water
Estimated Time Frame for Completion	Seasonally
Estimated Cost	
Funding Source	Mulga Water

Priority/Status	High; Yearly
Action Description	Monitor Water Supply
Goal	Prevention Natural Resource Protection
Hazards Addressed	Drought
Local Planning Mechanism	Birmingham/Mulga Water
Estimated Time Frame for Completion	Continuously
Estimated Cost	
Funding Source	Birmingham/Mulga Water
Priority/Status	High; Ongoing The Water supply is monitored via our partnerships with local utilities.
Action Description	Plan for Drought
Goal	Prevention Natural Resource Protection
Hazards Addressed	Drought
Local Planning Mechanism	Mulga Water, Jefferson County EMA
Estimated Time Frame for Completion	2020
Estimated Cost	
Funding Source	Mulga Water
Priority/Status	High; Completed Drought planning is done annually in partnership with the EMA.

Action Description	Require Water Conservation During Drought Conditions.
Goal	Prevention Natural Resource Protection
Hazards Addressed	Drought
Local Planning Mechanism	Mulga Water
Estimated Time Frame for Completion	Annually
Estimated Cost	
Funding Source	Mulga Water
Priority/Status	High; Yearly
Action Description	Educate Residents on Water Saving Techniques.
Goal	Natural Resource Protection Public Education and Awareness
Hazards Addressed	Drought
Local Planning Mechanism	Town Council
Estimated Time Frame for Completion	Semi-Annually
Estimated Cost	
Funding Source	Local
Priority/Status	Medium; Yearly; Replaced Water saving techniques are broadcasted and amplified when extended periods of low to no precipitation occurs. This information is published via social media, website, meetings and local partnerships with news media. This mitigation action has been replaced with a new action in order to streamline the plan and to adopt the “all hazards” approach within mitigation planning and awareness.
Action Description	Adopt and Enforce Building Codes.

Goal	Prevention Property Protection
Hazards Addressed	Earthquakes
Local Planning Mechanism	Town Council
Estimated Time Frame for Completion	2020
Estimated Cost	
Funding Source	Local
Priority/Status	Low; Replaced The previous mitigation plan had adopt and enforce building codes for every individual hazard. . This mitigation action has been replaced with a new action in order to streamline the plan and to adopt the “all hazards” approach within mitigation planning and awareness.
Action Description	Conduct Inspections of Building Safety.
Goal	Prevention Property Protection
Hazards Addressed	Earthquakes
Local Planning Mechanism	City Building Inspections
Estimated Time Frame for Completion	Long Term
Estimated Cost	
Funding Source	Local
Priority/Status	Medium; Ongoing This action has not been completed due to lack of funding. Though inspections are completed annually, the timeframe and status has changed to improve the inspection process as well as maintain prior inspections.

Action Description	Protect Critical Facilities and Infrastructure.
Goal	Property Protection Structural Mitigation
Hazards Addressed	Earthquakes
Local Planning Mechanism	Fire Department
Estimated Time Frame for Completion	Ongoing, Annually
Estimated Cost	
Funding Source	Local
Priority/Status	High; Yearly; Replaced The previous mitigation plan had Protect Critical Facilities and Infrastructure for every individual hazard. Another mitigation action replaces this current action in order to streamline the plan and to adopt the “all hazards” approach within mitigation planning.
Action Description	Adopt and Enforce Building Codes and Development Standards.
Goal	Prevention Property Protection Structural Mitigation
Hazards Addressed	Flooding
Local Planning Mechanism	Building Inspections
Estimated Time Frame for Completion	2020
Estimated Cost	
Funding Source	Local

Priority/Status	Medium; Replaced The previous mitigation plan had adopt and enforce building codes for every individual hazard. A new mitigation action has been developed in order to streamline the plan and to adopt the “all hazards” approach within mitigation planning.
Action Description	Improve Stormwater Management Planning.
Goal	Prevention Property Protection Natural Resource Protection
Hazards Addressed	Flooding
Local Planning Mechanism	Building Inspections
Estimated Time Frame for Completion	Annually
Estimated Cost	
Funding Source	Local
Priority/Status	Medium; Yearly
Action Description	Join or Improve Compliance With NFIP
Goal	Prevention
Hazards Addressed	Flooding
Local Planning Mechanism	Town Council
Estimated Time Frame for Completion	Annually
Estimated Cost	
Funding Source	Local
Priority/Status	Medium; Yearly

Action Description	Promote or Require Site and Building Design Standards to Minimize Erosion Risk
Goal	Prevention Natural Resource Protection
Hazards Addressed	Landslides/Erosion
Local Planning Mechanism	Building Inspections
Estimated Time Frame for Completion	2025
Estimated Cost	
Funding Source	Local
Priority/Status	High; Completed Due to the importance of this mitigation action, the timeframe of this action has been extended in order to see completion.
Action Description	Encourage Construction of Safe Rooms
Goal	Property Protection Structural Mitigation Public Education and Awareness
Hazards Addressed	Tornadoes
Local Planning Mechanism	City Council
Estimated Time Frame for Completion	Ongoing, most of the citizens rely on grant funds to construct safe rooms, some of the citizens have been listed on the wait list.
Estimated Cost	
Funding Source	Local
Priority/Status	High; Ongoing
Action Description	Require Wind-Resistant Building Techniques
Goal	Prevention Property Protection

Hazards Addressed	Tornadoes
Local Planning Mechanism	Building Inspections
Estimated Time Frame for Completion	2025
Estimated Cost	
Funding Source	Local
Priority/Status	High; Incomplete Due to the importance of this mitigation action, the timeframe of this action has been extended in order to see completion.
Action Description	Conduct Tornado Awareness Activities
Goal	Public Education and Awareness
Hazards Addressed	Tornadoes
Local Planning Mechanism	Jefferson County EMA, AEMA, FEMA
Estimated Time Frame for Completion	Ongoing, Annually
Estimated Cost	No Additional Cost
Funding Source	FEMA/State/Local
Priority/Status	High; Replaced Tornado hazard awareness is advertised annually via social media, website postings, and partnerships with the media. This mitigation action has been replaced with a new action in order to streamline the plan and to adopt the “all hazards” approach within mitigation planning and awareness.
Action Description	Map and Assess Vulnerability to Wildfire
Goal	Prevention Property Protection Natural Resource Protection
Hazards Addressed	Wildfires

Local Planning Mechanism	Fire Department
Estimated Time Frame for Completion	2025
Estimated Cost	
Funding Source	Local
Priority/Status	High; No action in past five years due to lack of funding.
Action Description	Incorporate Wildfire Mitigation in The Comprehensive Plan
Goal	Prevention Property Protection Natural Resource Protection
Hazards Addressed	Wildfires
Local Planning Mechanism	Town Planning Commission
Estimated Time Frame for Completion	Annually
Estimated Cost	
Funding Source	Local
Priority/Status	Medium; No action in past five years due to lack of funding.
Action Description	Reduce Risk Through Land Use Planning
Goal	Prevention
Hazards Addressed	Wildfires
Local Planning Mechanism	Town Planning
Estimated Time Frame for Completion	Annually
Estimated Cost	
Funding Source	Local

Priority/Status	Medium; Yearly
Action Description	Require or Encourage Fire Resistant Construction
Goal	Prevention Property Protection Structural Mitigation Public Education and Awareness
Hazards Addressed	Wildfires
Local Planning Mechanism	Fire/Building Inspections
Estimated Time Frame for Completion	2025
Estimated Cost	
Funding Source	Local
Priority/Status	Medium; This action has not been completed due to lack of funding.
Action Description	Increase Wildfire Risk Awareness
Goal	Public Education and Awareness
Hazards Addressed	Wildfires
Local Planning Mechanism	Town Council
Estimated Time Frame for Completion	Annually
Estimated Cost	
Funding Source	Local
Priority/Status	Medium; Yearly Wildfire hazard awareness is advertised annually via social media, website postings, and partnerships with the media. This mitigation action has been replaced with a new action in order to streamline the plan and to adopt the “all hazards” approach within mitigation planning and awareness.

Action Description	Educate Property Owners About Wildfire Mitigation Techniques
Goal	Public Education and Awareness
Hazards Addressed	Wildfires
Local Planning Mechanism	Fire Department, Town Council
Estimated Time Frame for Completion	2025
Estimated Cost	
Funding Source	Local
Priority/Status	Medium; Ongoing
Action Description	Adopt and Enforce Building Codes
Goal	Prevention Property Protection
Hazards Addressed	Winter Storms/Freezes
Local Planning Mechanism	Town Council
Estimated Time Frame for Completion	Annually
Estimated Cost	
Funding Source	Local
Priority/Status	Medium; Yearly; Replaced The previous mitigation plan had adopt and enforce building codes for every individual hazard. A new mitigation action has been developed in order to streamline the plan and to adopt the “all hazards” approach within mitigation planning.
Action Description	Protect Buildings and Infrastructure

Goal	Prevention Property Protection Structural Mitigation
Hazards Addressed	Winter Storms/Freezes
Local Planning Mechanism	Town Council
Estimated Time Frame for Completion	Annually
Estimated Cost	
Funding Source	Local
Priority/Status	Medium; Yearly;
Action Description	Increase Awareness of Extreme Temperature Risk and Safety
Goal	Public Education and Awareness
Hazards Addressed	Extreme Temperatures
Local Planning Mechanism	Jefferson County EMA
Estimated Time Frame for Completion	Annually
Estimated Cost	No Additional Cost
Funding Source	Local

Priority/Status	High; Yearly Extreme Temperature hazard awareness is advertised annually via social media, website postings, and partnerships with the media. This mitigation action has been replaced with a new action in order to streamline the plan and to adopt the “all hazards” approach within mitigation planning and awareness.
Action Description	Assist Vulnerable Populations
Goal	Property Protection Public Education and Awareness
Hazards Addressed	Winter Storms/Freezes
Local Planning Mechanism	Jefferson County EMA
Estimated Time Frame for Completion	2016
Estimated Cost	
Funding Source	Local
Priority/Status	High; Completed Assisting vulnerable populations is done through our volunteer organizations active in disasters and community groups. This mitigation action has been replaced with a new action in order to streamline the plan and to adopt the “all hazards” approach within mitigation planning and awareness.
Action Description	Educate Property Owners About Freezing Pipes
Goal	Public Education and Awareness
Hazards Addressed	Extreme Temperatures
Local Planning Mechanism	Town Council
Estimated Time Frame for Completion	Ongoing; Seasonal
Estimated Cost	

Funding Source	Local
Priority/Status	Medium; Ongoing; Replaced Freezing pipe awareness falls under winter weather hazard awareness, and is advertised annually via social media, website postings, and partnerships with the media. This mitigation action has been replaced with a new action in order to streamline the plan and to adopt the “all hazards” approach within mitigation planning and awareness.
Action Description	Locate Safe Rooms to Minimize Damage
Goal	Property Protection
Hazards Addressed	Hail
Local Planning Mechanism	Town Council
Estimated Time Frame for Completion	2020
Estimated Cost	
Funding Source	Local
Priority/Status	Medium; Completed All county wide saferooms are available via the Jefferson County EMA website. This includes a searchable tool to find the closest safe room near your location.
Action Description	Increase Hail Risk Awareness
Goal	Public Education and Awareness
Hazards Addressed	Hail
Local Planning Mechanism	Town Council
Estimated Time Frame for Completion	Annually
Estimated Cost	
Funding Source	Local

Priority/Status	Medium; Yearly; Replaced Hail risk and hazard awareness is advertised annually via social media, website postings, and partnerships with the media. This mitigation action has been replaced with a new action in order to streamline the plan and to adopt the “all hazards” approach within mitigation planning and awareness.
Action Description	Protect Critical Facilities and Equipment
Goal	Property Protection Structural Mitigation
Hazards Addressed	Lightning
Local Planning Mechanism	Fire Department
Estimated Time Frame for Completion	Annually
Estimated Cost	
Funding Source	Local
Priority/Status	High; Yearly; Replaced No action in past five years due to lack of funding. This mitigation action has been replaced with a new action in order to streamline the plan, and to adopt the “all hazards” approach within mitigation planning and awareness.
Action Description	Conduct Lightning Awareness Programs
Goal	Public Education and Awareness
Hazards Addressed	Lightning
Local Planning Mechanism	Fire Department
Estimated Time Frame for Completion	Annually

Estimated Cost	
Funding Source	Local
Priority/Status	Medium; Yearly; Replaced Lightning hazard awareness is advertised annually via social media, website postings, and partnerships with the media. This mitigation action has been replaced with a new action in order to streamline the plan and to adopt the “all hazards” approach within mitigation planning and awareness.
Action Description	Adopt and Enforce Building Codes
Goal	Prevention Property Protection
Hazards Addressed	Severe Wind
Local Planning Mechanism	Town Council
Estimated Time Frame for Completion	2020
Estimated Cost	No Additional Cost
Funding Source	Local
Priority/Status	High; Completed; Replaced The previous mitigation plan had adopt and enforce building codes for every individual hazard. A new mitigation action has been developed in order to streamline the plan and to adopt the “all hazards” approach within mitigation planning.
Action Description	Promote or Require Site and Building Design Standards to Minimize Wind Damage
Goal	Prevention Property Protection
Hazards Addressed	Severe Wind
Local Planning Mechanism	Building Inspections

Estimated Time Frame for Completion	2030
Estimated Cost	
Funding Source	Local
Priority/Status	High; Incomplete
Action Description	Increase Severe Wind Risk Awareness
Goal	Public Education and Awareness
Hazards Addressed	Severe Wind
Local Planning Mechanism	Town Council
Estimated Time Frame for Completion	2017
Estimated Cost	
Funding Source	Local
Priority/Status	High; Completed; Replaced
	Severe Wind risk and hazard awareness is advertised annually via social media, website postings, and partnerships with the media. This mitigation action has been replaced with a new action in order to streamline the plan and to adopt the “all hazards” approach within mitigation planning and awareness
Action Description	Assess Community Risk
Goal	Prevention
Hazards Addressed	Multiple Hazards
Local Planning Mechanism	Fire Department
Estimated Time Frame for Completion	Long Term
Estimated Cost	
Funding Source	Local
Priority/Status	High; Maintain

Action Description	Integrate Mitigation into Local Planning
Goal	Prevention
Hazards Addressed	Multiple Hazards
Local Planning Mechanism	Town Council
Estimated Time Frame for Completion	2016
Estimated Cost	No Additional Cost
Funding Source	Local
Priority/Status	High; Completed
Action Description	Strengthen Land Use Regulations
Goal	Prevention
Hazards Addressed	Multiple Hazards
Local Planning Mechanism	Town Planning Commission
Estimated Time Frame for Completion	2030
Estimated Cost	
Funding Source	Local
Priority/Status	Medium; Incomplete
Action Description	Adopt and Enforce Building Codes
Goal	Prevention Property Protection
Hazards Addressed	Multiple Hazards
Local Planning Mechanism	Town Council
Estimated Time Frame for Completion	Long Term
Estimated Cost	

Funding Source	Local
Priority/Status	Medium; Ongoing
Action Description	Protect Infrastructure and Critical Facilities
Goal	Property Protection Structural Mitigation
Hazards Addressed	Multiple Hazards
Local Planning Mechanism	Fire Department
Estimated Time Frame for Completion	2025
Estimated Cost	
Funding Source	Local
Priority/Status	High; Ongoing
Action Description	Increase Hazard Education and Risk Awareness
Goal	Public Education and Awareness
Hazards Addressed	Multiple Hazards
Local Planning Mechanism	Town Council

Estimated Time Frame for Completion	2017
Estimated Cost	
Funding Source	Local
Priority/Status	Medium; Completed
Action Description	Improve Household Disaster Preparedness
Goal	Public Education and Awareness
Hazards Addressed	Multiple Hazards
Local Planning Mechanism	Fire Department
Estimated Time Frame for Completion	2017
Estimated Cost	
Funding Source	Local
Priority/Status	Medium; Completed

Tarrant's Mitigation Action Plan	
Action Description	Hazard Awareness Weeks
Goal	Public Education and Awareness
Hazards Addressed	All Hazards
Local Planning Mechanism	Jefferson County EMA, Media
Estimated Time Frame for Completion	Annually
Estimated Cost	
Funding Source	EMA
Priority/Status	High; Yearly; Replaced Hazard awareness weeks are advertised via social media and websites in partnership with the Jefferson County EMA. This mitigation action has been replaced with a new action in order to streamline the plan and to adopt the “all hazards” approach within mitigation planning and awareness.

Action Description	Preparedness Handbooks, Brochures. Distribution of Severe Weather Guides, Homeowner's Retrofit Guide, Etc.
Goal	Public Education and Awareness
Hazards Addressed	All Hazards
Local Planning Mechanism	FEMA, Jefferson County EMA
Estimated Time Frame for Completion	Seasonal
Estimated Cost	
Funding Source	FEMA
Priority/Status	High; Yearly; Replaced Brochures and information are provided to the public in various ways via the agency website, social media, and public engagement events. This mitigation action has been replaced with a new action in order to streamline the plan and to adopt the "all hazards" approach within mitigation planning and awareness.

Action Description	Regular Newspaper Articles.
Goal	Public Education and Awareness
Hazards Addressed	All Hazards
Local Planning Mechanism	Local Reporter, B'ham News
Estimated Time Frame for Completion	Quarterly news letters
Estimated Cost	
Funding Source	EMA
Priority/Status	Medium; Yearly No action in past five years due to lack of funding.

Action Description	Emergency Preparedness Education Virtual Alabama plan for Schools.
Goal	Public Education and Awareness
Hazards Addressed	All Hazards
Local Planning Mechanism	Board of Education
Estimated Time Frame for Completion	Annually
Estimated Cost	
Funding Source	FEMA
Priority/Status	High; Yearly; Completed

Action Description	Building Level Drills, Exercises in Homes, Workplaces, Classrooms, Etc.
Goal	Public Education and Awareness
Hazards Addressed	All Hazards
Local Planning Mechanism	Individuals, Employers, School Principals, Public Safety
Estimated Time Frame for Completion	Ongoing, Semi-Annually
Estimated Cost	
Funding Source	FEMA
Priority/Status	High; Yearly; These activities are encouraged through awareness weeks, via social media and agency websites. These activities are also required to occur within the jurisdictional school system.

Action Description	Everbridge Emergency Alert Notifications
Goal	Emergency Services Public Education and Awareness

Hazards Addressed	All Hazards
Local Planning Mechanism	Jefferson County Emergency Management Agency, Fire Department
Estimated Time Frame for Completion	Quarterly Drill with Mayors, Police Chiefs, And County Commissioners
Estimated Cost	
Funding Source	Local
Priority/Status	High; Yearly
Action Description	Hazard “Safety Fairs”.
Goal	Public Education and Awareness
Hazards Addressed	All Hazards
Local Planning Mechanism	Jefferson County EMA
Estimated Time Frame for Completion	Booths Set Up at Different Public Events Annually
Estimated Cost	
Funding Source	EMA
Priority/Status	High; Yearly; Replaced These events occur annually, via visits to schools, community events, community groups and our large annual event also known as “Be Ready Day.” This mitigation action has been replaced with a new action in order to streamline the plan and to adopt the “all hazards” approach within mitigation planning and awareness.
Action Description	Hazard Conferences, Seminars.
Goal	Public Education and Awareness
Hazards Addressed	All Hazards
Local Planning Mechanism	Jefferson County EMA
Estimated Time Frame for Completion	Ongoing, Send Out Training Information Using Local News and Community Flyers.

Estimated Cost	
Funding Source	EMA
Priority/Status	High; Ongoing; Replaced No action in past five years due to lack of funding. This mitigation action has been replaced with a new action in order to streamline the plan and to adopt the “all hazards” approach within mitigation planning and awareness.
Action Description	Direct Mailings
Goal	Public Education and Awareness
Hazards Addressed	All Hazards
Local Planning Mechanism	Jefferson County EMA
Estimated Time Frame for Completion	Annually, Mail Surveys Out to Update Hazard Mitigation Information
Estimated Cost	
Funding Source	EMA
Priority/Status	Medium; Yearly
Action Description	Utility Bill Inserts.
Goal	Public Education and Awareness
Hazards Addressed	All Hazards
Local Planning Mechanism	Tarrant Electric, B’ham Waterworks, Alagasco
Estimated Time Frame for Completion	2025
Estimated Cost	
Funding Source	Local
Priority/Status	Medium; Incomplete This action hasn’t been completed in the last five years due to the lack of funding. Time frame has been extended to ensure completion.

Action Description	Annual Correspondence with Residents Reminding Them of The Need to Be Hazard Prepared.
Goal	Public Education and Awareness
Hazards Addressed	All Hazards
Local Planning Mechanism	FEMA, Jefferson County EMA
Estimated Time Frame for Completion	Annually
Estimated Cost	
Funding Source	FEMA
Priority/Status	High; Yearly; Replaced Correspondence has been amplified via the use of social media platforms, and news media partnerships. This mitigation action has been replaced with a new action in order to streamline the plan and to adopt the “all hazards” approach within mitigation planning and awareness.
Action Description	Assess Vulnerability to Drought Risk
Goal	Prevention Natural Resource Protection
Hazards Addressed	Drought
Local Planning Mechanism	Jeffco EMA, National Weather Service
Estimated Time Frame for Completion	2020
Estimated Cost	
Funding Source	EMA
Priority/Status	High; Completed
Action Description	Monitor Drought Conditions

Goal	Prevention Natural Resource Protection
Hazards Addressed	Droughts
Local Planning Mechanism	National Weather Service, Jeffco EMA
Estimated Time Frame for Completion	Seasonally
Estimated Cost	
Funding Source	State
Priority/Status	High; Yearly
Action Description	Monitor Water Supply
Goal	Prevention Natural Resource Protection
Hazards Addressed	Drought
Local Planning Mechanism	USGS, B'ham Waterworks
Estimated Time Frame for Completion	Continuously
Estimated Cost	
Funding Source	Local
Priority/Status	High; Ongoing The Water supply is monitored via our partnerships with local utilities.
Action Description	Plan for Drought
Goal	Prevention Natural Resource Protection
Hazards Addressed	Drought
Local Planning Mechanism	EMA, Water Works

Estimated Time Frame for Completion	2020
Estimated Cost	
Funding Source	State
Priority/Status	High; Completed Drought planning is done annually in partnership with the EMA.
Action Description	Require Water Conservation During Drought Conditions.
Goal	Prevention Natural Resource Protection
Hazards Addressed	Drought
Local Planning Mechanism	Gov, EMA, Water Works
Estimated Time Frame for Completion	Annually
Estimated Cost	
Funding Source	Local
Priority/Status	High; Yearly
Action Description	Prevent Overgrazing
Goal	Property Protection Natural Resource Protection Structural Mitigation
Hazards Addressed	Drought
Local Planning Mechanism	Farmers, Dept of Conservation
Estimated Time Frame for Completion	Short Range
Estimated Cost	
Funding Source	Private
Priority/Status	High; Ongoing

Action Description	Retrofit Water Supply Systems.
Goal	Property Protection Natural Resource Protection Structural Mitigation
Hazards Addressed	Drought
Local Planning Mechanism	Water Works, Owners
Estimated Time Frame for Completion	2030
Estimated Cost	
Funding Source	Private
Priority/Status	Low; Incomplete No action in past five years due to lack of funding. The time frame on this action has been extended in order to see completion.
Action Description	Enhance Landscaping and Design Measures.
Goal	Natural Resource Protection
Hazards Addressed	Drought
Local Planning Mechanism	City Council, ALDOT
Estimated Time Frame for Completion	2025
Estimated Cost	
Funding Source	Local
Priority/Status	Medium; Ongoing
Action Description	Educate Residents on Water Saving Techniques.
Goal	Natural Resource Protection Public Education and Awareness
Hazards Addressed	Drought

Local Planning Mechanism	EMA, Media
Estimated Time Frame for Completion	Semi-Annually
Estimated Cost	
Funding Source	Local
Priority/Status	High; Yearly; Replaced Water saving techniques are broadcasted and amplified when extended periods of low to no precipitation occurs. This information is published via social media, website, meetings and local partnerships with news media. This mitigation action has been replaced with a new action in order to streamline the plan and to adopt the “all hazards” approach within mitigation planning and awareness.
Action Description	Educate Farmers on Soil and Water Conservation Practices
Goal	Natural Resource Protection Public Education and Awareness
Hazards Addressed	Drought
Local Planning Mechanism	Dept. of Conservation, Dept of Agriculture
Estimated Time Frame for Completion	Annually
Estimated Cost	
Funding Source	State
Priority/Status	High; Yearly
Action Description	Purchase Crop Insurance

Goal	Prevention
Hazards Addressed	Drought
Local Planning Mechanism	Farmers
Estimated Time Frame for Completion	Annually
Estimated Cost	
Funding Source	Dept. of Ag
Priority/Status	Low; Yearly
Action Description	Adopt and Enforce Building Codes.
Goal	Prevention Property Protection
Hazards Addressed	Earthquakes
Local Planning Mechanism	State, City Council
Estimated Time Frame for Completion	2020
Estimated Cost	
Funding Source	Local

Priority/Status	High; Replaced The previous mitigation plan had adopt and enforce building codes for every individual hazard. . This mitigation action has been replaced with a new action in order to streamline the plan and to adopt the “all hazards” approach within mitigation planning and awareness.
Action Description	Incorporate Earthquake Mitigation into Local Planning.
Goal	Prevention
Hazards Addressed	Earthquakes
Local Planning Mechanism	FEMA, EMA, City Council
Estimated Time Frame for Completion	Annually
Estimated Cost	
Funding Source	EMA
Priority/Status	High; Yearly
Action Description	Map and Assess Community Vulnerability to Seismic Hazards.
Goal	Prevention
Hazards Addressed	Earthquakes
Local Planning Mechanism	USGS, EMA
Estimated Time Frame for Completion	2025
Estimated Cost	
Funding Source	FEMA
Priority/Status	High; Ongoing
Action Description	Conduct Inspections of Building Safety.

Goal	Prevention Property Protection
Hazards Addressed	Earthquakes
Local Planning Mechanism	Building Official
Estimated Time Frame for Completion	Long Term
Estimated Cost	
Funding Source	Local
Priority/Status	High; Ongoing This action has not been completed due to lack of funding. Though inspections are completed annually, the timeframe and status has changed to improve the inspection process as well as maintain prior inspections.

Action Description	Protect Critical Facilities and Infrastructure.
Goal	Property Protection Structural Mitigation
Hazards Addressed	Earthquakes
Local Planning Mechanism	Public Safety
Estimated Time Frame for Completion	Ongoing, Annually
Estimated Cost	
Funding Source	Local
Priority/Status	High; Yearly; Replaced The previous mitigation plan had Protect Critical Facilities and Infrastructure for every individual hazard. Another mitigation action replaces this current action in order to streamline the plan and to adopt the “all hazards” approach within mitigation planning.

Action Description	Implement Structural Mitigation Techniques.
Goal	Structural Mitigation
Hazards Addressed	Earthquakes
Local Planning Mechanism	Building Official
Estimated Time Frame for Completion	2030
Estimated Cost	
Funding Source	Local
Priority/Status	High; This action has not been completed due to lack of funding. The timeframe on this action has been extended to ensure completion.
Action Description	Increase Earthquake Risk Awareness.
Goal	Public Education and Awareness
Hazards Addressed	Earthquakes
Local Planning Mechanism	FEMA, EMA
Estimated Time Frame for Completion	Provide FEMA's Information to Educate Local Citizens on A Semi-Annual Basis.
Estimated Cost	
Funding Source	State
Priority/Status	Medium; Yearly; Replaced Earthquake awareness has been advertised via social media and website postings. This mitigation action has been replaced with a new action in order to streamline the plan and to adopt the "all hazards" approach within mitigation planning and awareness.
Action Description	Conduct Outreach to Builders, Architects, Engineers, And Inspectors.

Goal	Prevention Public Education and Awareness
Hazards Addressed	Earthquakes
Local Planning Mechanism	ICC, NFPA Code Officials
Estimated Time Frame for Completion	Long Term
Estimated Cost	
Funding Source	Other
Priority/Status	High; Ongoing Partnerships and outreach needs to be an ongoing effort, rather than a time constraining goal. Due to that, the time frame has been extended as this is a goal that needs to be improved and then maintained.
Action Description	Provide Information on Structural and Non-Structural Retrofitting.
Goal	Property Protection Structural Mitigation Public Education and Awareness
Hazards Addressed	Earthquakes
Local Planning Mechanism	ICC, NFPA
Estimated Time Frame for Completion	2020
Estimated Cost	
Funding Source	Local
Priority/Status	Medium; Completed; Replaced This mitigation action has been replaced with a new action in order to streamline the plan and to adopt the “all hazards” approach within mitigation planning and awareness.

Action Description	Incorporate Flood Mitigation in Local Planning
Goal	Prevention
Hazards Addressed	Flooding
Local Planning Mechanism	City Council, Flood Plain Mgr
Estimated Time Frame for Completion	Annually
Estimated Cost	
Funding Source	Local
Priority/Status	High; Yearly
Action Description	Form Partnerships to Support Floodplain Management.
Goal	Prevention Property Protection Natural Resource Protection
Hazards Addressed	Flooding
Local Planning Mechanism	RPCCGB, EMA, SWMMA
Estimated Time Frame for Completion	Annually
Estimated Cost	
Funding Source	Other
Priority/Status	High; Yearly
Action Description	Limit or Restrict Development in Floodplain Areas.
Goal	Prevention Property Protection Natural Resource Protection
Hazards Addressed	Flooding

Local Planning Mechanism	Local Flood Plain Mgr, City Council
Estimated Time Frame for Completion	2025
Estimated Cost	
Funding Source	Local
Priority/Status	High; Ongoing
Action Description	Adopt and Enforce Building Codes and Development Standards.
Goal	Prevention Property Protection Structural Mitigation
Hazards Addressed	Flooding
Local Planning Mechanism	City Council
Estimated Time Frame for Completion	2020
Estimated Cost	
Funding Source	Local
Priority/Status	High; Replaced
	The previous mitigation plan had adopt and enforce building codes for every individual hazard. A new mitigation action has been developed in order to streamline the plan and to adopt the “all hazards” approach within mitigation planning.
Action Description	Improve Stormwater Management Planning.
Goal	Prevention Property Protection Natural Resource Protection
Hazards Addressed	Flooding
Local Planning Mechanism	Health Dept, County, EPA, ADEM, SWMMA

Estimated Time Frame for Completion	Annually
Estimated Cost	
Funding Source	FEMA/SWMMMA
Priority/Status	High; Yearly
Action Description	Adopt Policies to Reduce Stormwater Runoff.
Goal	Prevention Property Protection Natural Resource Protection Structural Mitigation
Hazards Addressed	Flooding
Local Planning Mechanism	County Comm, City Council
Estimated Time Frame for Completion	2025
Estimated Cost	
Funding Source	Local
Priority/Status	High;
	This action has not been completed. The time frame for the action has been extended in order to ensure completion.
Action Description	Improve Flood Risk Assessment.
Goal	Prevention
Hazards Addressed	Flooding
Local Planning Mechanism	City Council
Estimated Time Frame for Completion	2025
Estimated Cost	
Funding Source	Local

Priority/Status	High; Incomplete This action has not been completed. The time frame for the action has been extended in order to ensure completion.
Action Description	Join or Improve Compliance With NFIP
Goal	Prevention
Hazards Addressed	Flooding
Local Planning Mechanism	City Council, Homeowner, Business Owner
Estimated Time Frame for Completion	Annually
Estimated Cost	
Funding Source	Local
Priority/Status	High; Yearly
Action Description	Manage the Floodplain Beyond Minimum Requirements.
Goal	Prevention Property Protection Natural Resource Protection
Hazards Addressed	Flooding
Local Planning Mechanism	City Council
Estimated Time Frame for Completion	2025
Estimated Cost	
Funding Source	Local
Priority/Status	High; Incomplete This action has not been completed due to lack of funding. The time frame for the action has been extended to ensure completion.

Action Description	Participate in CRS
Goal	Prevention
Hazards Addressed	Flooding
Local Planning Mechanism	City Council
Estimated Time Frame for Completion	2025
Estimated Cost	
Funding Source	Local
Priority/Status	High; Incomplete This action has not been completed due to lack of funding. The time frame for the action has been extended to ensure completion.
Action Description	Establish Local Funding Mechanisms for Flood Mitigation.
Goal	Prevention Property Protection Natural Resource Protection Structural Mitigation
Hazards Addressed	Flooding
Local Planning Mechanism	SWMMA
Estimated Time Frame for Completion	2025
Estimated Cost	
Funding Source	Local
Priority/Status	High; Incomplete This action has not been completed due to lack of funding. The time frame for the action has been extended to ensure completion.

Action Description	Remove Existing Structures from Flood Hazard Areas.
Goal	Prevention Property Protection
Hazards Addressed	Flooding
Local Planning Mechanism	City Council
Estimated Time Frame for Completion	2025
Estimated Cost	
Funding Source	Local
Priority/Status	High; Ongoing
Action Description	Improve Stormwater Drainage System Capacity.
Goal	Property Protection Structural Mitigation
Hazards Addressed	Flooding
Local Planning Mechanism	Jeffco Environmental Services
Estimated Time Frame for Completion	2025
Estimated Cost	
Funding Source	State
Priority/Status	High; Ongoing
Action Description	Conduct Regular Maintenance of Drainage Systems and Flood Control Structures
Goal	Property Protection Natural Resource Protection Structural Mitigation
Hazards Addressed	Flooding

Local Planning Mechanism	Jeffco Environmental Services, Jeffco Health Dept
Estimated Time Frame for Completion	Annually
Estimated Cost	
Funding Source	County
Priority/Status	High; Ongoing Due to the importance of this action, this action will need to be maintained on an annual basis. The changes have been reflected within the action.
Action Description	Elevate or Retrofit Structures and Utilities.
Goal	Prevention Property Protection Structural Mitigation
Hazards Addressed	Flooding
Local Planning Mechanism	Business Owners, Homeowners, Utility Owners
Estimated Time Frame for Completion	2025
Estimated Cost	
Funding Source	Private
Priority/Status	High; Ongoing
Action Description	Floodproof Residential and Non-Residential Structures
Goal	Prevention Property Protection Structural Mitigation
Hazards Addressed	Flooding
Local Planning Mechanism	Owners

Estimated Time Frame for Completion	2025
Estimated Cost	
Funding Source	Private
Priority/Status	High; Ongoing
Action Description	Protect Infrastructure
Goal	Prevention Property Protection Structural Mitigation
Hazards Addressed	Flooding
Local Planning Mechanism	All public services
Estimated Time Frame for Completion	Annually
Estimated Cost	
Funding Source	Local
Priority/Status	High; Yearly; Replaced The previous mitigation plan had Protect Critical Facilities and Infrastructure for every individual hazard. Another mitigation action replaces this current action in order to streamline the plan and to adopt the “all hazards” approach within mitigation planning.

Action Description	Protect Critical Facilities.
Goal	Prevention Property Protection Structural Mitigation
Hazards Addressed	Flooding
Local Planning Mechanism	All Public Services
Estimated Time Frame for Completion	Annually
Estimated Cost	
Funding Source	Local
Priority/Status	High; Yearly; Replaced This mitigation action has been replaced with a new action in order to streamline the plan, and to adopt the “all hazards” approach within mitigation planning and awareness.
Action Description	Construct Flood Control Measures.
Goal	Prevention
Hazards Addressed	Flooding
Local Planning Mechanism	FEMA
Estimated Time Frame for Completion	2025
Estimated Cost	
Funding Source	FEMA
Priority/Status	High; Ongoing
Action Description	Protect and Restore Natural Flood Mitigation Features

Goal	Natural Resource Protection Structural Mitigation
Hazards Addressed	Flooding
Local Planning Mechanism	FEMA, ADEM, EPA, City Council
Estimated Time Frame for Completion	2025
Estimated Cost	
Funding Source	FEMA
Priority/Status	High; Ongoing
Action Description	Preserve Floodplains as Open Space.
Goal	Prevention Natural Resource Protection
Hazards Addressed	Flooding
Local Planning Mechanism	City Council, The Freshwater Land Trust, Jeffco, The Nature Conservancy
Estimated Time Frame for Completion	2025
Estimated Cost	
Funding Source	Other
Priority/Status	High; Ongoing
Action Description	Increase Awareness of Flood Risk and Safety
Goal	Public Education and Awareness
Hazards Addressed	Flooding
Local Planning Mechanism	EMA, EPA, ADEM
Estimated Time Frame for Completion	Annually
Estimated Cost	
Funding Source	FEMA

Priority/Status	High; Yearly; Replaced Flood Risk and Safety is advertised via social media and websites, as well as through partnerships with local media. This mitigation action has been replaced with a new action in order to streamline the plan and to adopt the “all hazards” approach within mitigation planning and awareness.
Action Description	Educate Property Owners About Flood Mitigation Techniques
Goal	Public Education and Awareness
Hazards Addressed	Flooding
Local Planning Mechanism	EPA, EMA, FEMA
Estimated Time Frame for Completion	Annually
Estimated Cost	
Funding Source	FEMA
Priority/Status	High; Yearly; Replaced This mitigation action has been replaced with a new action in order to streamline the plan and to adopt the “all hazards” approach within mitigation planning and awareness.
Action Description	Map and Assess Vulnerability to Erosion
Goal	Prevention
Hazards Addressed	Landslides/Erosion
Local Planning Mechanism	USGS, FEMA
Estimated Time Frame for Completion	2025
Estimated Cost	
Funding Source	FEMA
Priority/Status	High; Ongoing

Action Description	Manage Development in Erosion Hazard Areas
Goal	Prevention
Hazards Addressed	Landslides/Erosion
Local Planning Mechanism	Building Official
Estimated Time Frame for Completion	2025
Estimated Cost	
Funding Source	Local
Priority/Status	High; Ongoing
Action Description	Promote or Require Site and Building Design Standards to Minimize Erosion Risk
Goal	Prevention Natural Resource Protection
Hazards Addressed	Landslides/Erosion
Local Planning Mechanism	Building Official, City Council
Estimated Time Frame for Completion	2025
Estimated Cost	
Funding Source	Local
Priority/Status	High; Incomplete Some mitigation actions included in previous Hazard Mitigation Plans have not been completed due to attrition and lack of funding. These mitigation actions have been included in this Hazard Mitigation Plan to be implemented in the future.
Action Description	Remove Existing Buildings and Infrastructure from Erosion Hazard Areas

Goal	Prevention Property Protection Structural Mitigation
Hazards Addressed	Landslides/Erosion
Local Planning Mechanism	City Council
Estimated Time Frame for Completion	2025
Estimated Cost	
Funding Source	Private
Priority/Status	High; Ongoing
Action Description	Stabilize Erosion Hazard Areas
Goal	Prevention Property Protection Natural Resource Protection Structural Mitigation
Hazards Addressed	Landslides/Erosion
Local Planning Mechanism	Property Owner
Estimated Time Frame for Completion	2025
Estimated Cost	
Funding Source	Private
Priority/Status	High; Ongoing
Action Description	Increase Awareness of Erosion Hazards
Goal	Public Education and Awareness
Hazards Addressed	Landslides/Erosion
Local Planning Mechanism	EPA, ADEM, EMA

Estimated Time Frame for Completion	Annually
Estimated Cost	
Funding Source	EMA
Priority/Status	High; Yearly; Replaced Erosion hazard awareness is advertised annually via social media and agency websites. This mitigation action has been replaced with a new action in order to streamline the plan and to adopt the “all hazards” approach within mitigation planning and awareness.
Action Description	Map and Assess Vulnerability in Subsidence
Goal	Prevention
Hazards Addressed	Land Subsidence
Local Planning Mechanism	FEMA
Estimated Time Frame for Completion	2025
Estimated Cost	
Funding Source	FEMA
Priority/Status	High; Ongoing
Action Description	Manage Development in High-Risk Areas
Goal	Prevention
Hazards Addressed	Land Subsidence
Local Planning Mechanism	Building Official, City Council
Estimated Time Frame for Completion	2025
Estimated Cost	
Funding Source	Local
Priority/Status	High; Ongoing

Action Description	Consider Subsidence in Building Design
Goal	Prevention
Hazards Addressed	Land Subsidence
Local Planning Mechanism	Engineer, Architect
Estimated Time Frame for Completion	2025
Estimated Cost	
Funding Source	Private
Priority/Status	High; Incomplete Some mitigation actions included in previous Hazard Mitigation Plans have not been completed due to attrition and lack of funding. These mitigation actions have been included in this Hazard Mitigation Plan to be implemented in the future.
Action Description	Monitor Subsidence Risk Factors
Goal	Prevention Natural Resource Protection
Hazards Addressed	Land Subsidence
Local Planning Mechanism	USGS
Estimated Time Frame for Completion	Annually
Estimated Cost	
Funding Source	USGS
Priority/Status	High; Yearly
Action Description	Remove Existing Structures from Subsidence Hazard Areas
Goal	Property Protection Structural Mitigation

Hazards Addressed	Land Subsidence
Local Planning Mechanism	Owner, City Council
Estimated Time Frame for Completion	2025
Estimated Cost	
Funding Source	Private
Priority/Status	High; Ongoing

Action Description	Educate Residents About Subsidence
Goal	Public Education and Awareness
Hazards Addressed	Land Subsidence
Local Planning Mechanism	EMA
Estimated Time Frame for Completion	Annually
Estimated Cost	
Funding Source	State
Priority/Status	High; Yearly; Replaced Subsidence hazard awareness is advertised annually via social media, website postings, and partnerships with the media. This mitigation action has been replaced with a new action in order to streamline the plan and to adopt the “all hazards” approach within mitigation planning and awareness.

Action Description	Encourage Construction of Safe Rooms
Goal	Property Protection Structural Mitigation Public Education and Awareness
Hazards Addressed	Tornadoes
Local Planning Mechanism	EMA, FEMA
Estimated Time Frame for Completion	Ongoing, most of the citizens rely on grant funds to construct safe rooms, some of the citizens have been listed on the wait list.
Estimated Cost	
Funding Source	State
Priority/Status	High; Ongoing
Action Description	Require Wind-Resistant Building Techniques
Goal	Prevention Property Protection
Hazards Addressed	Tornadoes
Local Planning Mechanism	Building Official, City Council
Estimated Time Frame for Completion	2019
Estimated Cost	
Funding Source	FEMA
Priority/Status	High; Incomplete This mitigation action has been replaced with a new action in order to streamline the plan and to adopt the “all hazards” approach within mitigation planning and awareness.

Action Description	Conduct Tornado Awareness Activities
Goal	Public Education and Awareness
Hazards Addressed	Tornadoes
Local Planning Mechanism	EMA
Estimated Time Frame for Completion	Annually
Estimated Cost	
Funding Source	EMA
Priority/Status	High; Yearly; Replaced Tornado hazard awareness is advertised annually via social media, website postings, and partnerships with the media. This mitigation action has been replaced with a new action in order to streamline the plan and to adopt the “all hazards” approach within mitigation planning and awareness.
Action Description	Map and Assess Vulnerability to Wildfire
Goal	Prevention Property Protection Natural Resource Protection
Hazards Addressed	Wildfires
Local Planning Mechanism	Forestry
Estimated Time Frame for Completion	2020
Estimated Cost	
Funding Source	State
Priority/Status	High; Completed Vulnerability to hazards is assessed on an annual basis through open sources data and partnership with Jefferson County EMA. Due to several actions assessing vulnerability, this mitigation action has been replaced with a new action in order to streamline the plan and to adopt the “all hazards” approach within mitigation planning and awareness.

Action Description	Incorporate Wildfire Mitigation in The Comprehensive Plan
Goal	Prevention Property Protection Natural Resource Protection
Hazards Addressed	Wildfires
Local Planning Mechanism	EMA, City Council
Estimated Time Frame for Completion	Annually
Estimated Cost	
Funding Source	EMA
Priority/Status	High; Yearly
Action Description	Reduce Risk Through Land Use Planning
Goal	Prevention
Hazards Addressed	Wildfires
Local Planning Mechanism	City Council
Estimated Time Frame for Completion	Annually
Estimated Cost	
Funding Source	Local
Priority/Status	High; Yearly
Action Description	Develop A Wildland-Urban Interface Code
Goal	Prevention
Hazards Addressed	Wildfires
Local Planning Mechanism	USFA, ICC, NFPA

Estimated Time Frame for Completion	2025
Estimated Cost	
Funding Source	Other
Priority/Status	High; Incomplete Some mitigation actions included in previous Hazard Mitigation Plans have not been completed due to attrition and lack of funding. These mitigation actions have been included in this Hazard Mitigation Plan to be implemented in the future.
Action Description	Require or Encourage Fire Resistant Construction
Goal	Prevention Property Protection Structural Mitigation Public Education and Awareness
Hazards Addressed	Wildfires
Local Planning Mechanism	Building Official, City Council
Estimated Time Frame for Completion	Annually
Estimated Cost	
Funding Source	Local
Priority/Status	High; Yearly
Action Description	Retrofit At-Risk Structures with Ignition-Resistant Materials
Goal	Prevention Property Protection Structural Mitigation
Hazards Addressed	Wildfires
Local Planning Mechanism	Owner, Building Official
Estimated Time Frame for Completion	2025

Estimated Cost	
Funding Source	Private
Priority/Status	High; Ongoing

Action Description	Create Defensible Space Around Structures and Infrastructure
Goal	Prevention Property Protection Natural Resource Protection Structural Mitigation
Hazards Addressed	Wildfires
Local Planning Mechanism	Owner
Estimated Time Frame for Completion	Annually
Estimated Cost	
Funding Source	Private
Priority/Status	High; Yearly

Action Description	Conduct Maintenance to Reduce Risk
Goal	Prevention Property Protection Natural Resource Protection Structural Mitigation
Hazards Addressed	Wildfires
Local Planning Mechanism	Owner
Estimated Time Frame for Completion	Annually
Estimated Cost	
Funding Source	Private
Priority/Status	High; Yearly

Action Description	Implement A Fuels Management Program
Goal	Prevention Property Protection Natural Resource Protection
Hazards Addressed	Wildfires
Local Planning Mechanism	Owner
Estimated Time Frame for Completion	2025
Estimated Cost	
Funding Source	Private
Priority/Status	Medium; Incomplete This action has not been completed due to lack of funding.
Action Description	Participate in Firewise Program
Goal	Prevention
Hazards Addressed	Wildfires
Local Planning Mechanism	City Council, Public Safety
Estimated Time Frame for Completion	Annually
Estimated Cost	
Funding Source	Local
Priority/Status	High; Yearly
Action Description	Increase Wildfire Risk Awareness
Goal	Public Education and Awareness
Hazards Addressed	Wildfires
Local Planning Mechanism	Forestry

Estimated Time Frame for Completion	Annually
Estimated Cost	
Funding Source	State
Priority/Status	High; Yearly; Replaced
Action Description	Educate Property Owners About Wildfire Mitigation Techniques
Goal	Public Education and Awareness
Hazards Addressed	Wildfires
Local Planning Mechanism	Forestry
Estimated Time Frame for Completion	Annually
Estimated Cost	
Funding Source	State
Priority/Status	High; Yearly; Replaced
	Wildfire mitigation techniques and hazard awareness is advertised annually via social media, website postings, and partnerships with the media. This mitigation action has been replaced with a new action in order to streamline the plan and to adopt the “all hazards” approach within mitigation planning and awareness.
Action Description	Adopt and Enforce Building Codes
Goal	Prevention Property Protection
Hazards Addressed	Winter Storms/Freezes
Local Planning Mechanism	City Council
Estimated Time Frame for Completion	Annually
Estimated Cost	
Funding Source	Local

Priority/Status	High; Yearly; Replaced The previous mitigation plan had adopt and enforce building codes for every individual hazard. A new mitigation action has been developed in order to streamline the plan and to adopt the “all hazards” approach within mitigation planning.
Action Description	Protect Buildings and Infrastructure
Goal	Prevention Property Protection Structural Mitigation
Hazards Addressed	Winter Storms/Freezes
Local Planning Mechanism	Public Safety
Estimated Time Frame for Completion	Annually
Estimated Cost	
Funding Source	Local
Priority/Status	High; Yearly; Replaced This mitigation action has been replaced with a new action in order to streamline the plan and to adopt the “all hazards” approach within mitigation planning and awareness.
Action Description	Protect Power Lines
Goal	Prevention Structural Mitigation
Hazards Addressed	Winter Storms/Freezes
Local Planning Mechanism	Tarrant Electric Dept.
Estimated Time Frame for Completion	Annually and As the Need Arises
Estimated Cost	
Funding Source	Local

Priority/Status	High; Yearly; Replaced This mitigation action has been replaced with a new action in order to streamline the plan and to adopt the “all hazards” approach within mitigation planning and awareness.
Action Description	Reduce Impacts to Roadways
Goal	Structural Mitigation
Hazards Addressed	Winter Storms/Freezes
Local Planning Mechanism	Public Works, ALDOT
Estimated Time Frame for Completion	Working with Alabama Department of Transportation Annually
Estimated Cost	
Funding Source	Local
Priority/Status	High; Yearly; Replaced This mitigation action has been replaced with a new action in order to streamline the plan and to adopt the “all hazards” approach within mitigation planning and awareness.
Action Description	Conduct Winter Weather Risk Awareness Activities
Goal	Public Education and Awareness
Hazards Addressed	Winter Storms/Freezes
Local Planning Mechanism	Business Owner, Homeowner
Estimated Time Frame for Completion	Annually
Estimated Cost	
Funding Source	Local

Priority/Status	High; Yearly Winter Weather risk and hazard awareness is advertised annually via social media, website postings, and partnerships with the media. This mitigation action has been replaced with a new action in order to streamline the plan and to adopt the “all hazards” approach within mitigation planning and awareness.
Action Description	Assist Vulnerable Populations
Goal	Property Protection Public Education and Awareness
Hazards Addressed	Winter Storms/Freezes
Local Planning Mechanism	Jeffco Office of Community Development
Estimated Time Frame for Completion	2016
Estimated Cost	
Funding Source	Local
Priority/Status	High; Completed; Replaced Assisting vulnerable populations is done through our volunteer organizations active in disasters ad community groups. This mitigation action has been replaced with a new action in order to streamline the plan and to adopt the “all hazards” approach within mitigation planning and awareness.
Action Description	Reduce Urban Island Heat Effect
Goal	Prevention Property Protection Structural Mitigation
Hazards Addressed	Extreme Temperatures
Local Planning Mechanism	EMA, EPA, ADEM
Estimated Time Frame for Completion	2025

Estimated Cost	
Funding Source	FEMA
Priority/Status	High; Ongoing
Action Description	Increase Awareness of Extreme Temperature Risk and Safety
Goal	Public Education and Awareness
Hazards Addressed	Extreme Temperatures
Local Planning Mechanism	EMA, EPA, ADEM
Estimated Time Frame for Completion	Annually
Estimated Cost	
Funding Source	EMA
Priority/Status	High; Yearly; Replaced
	Extreme Temperature hazard awareness is advertised annually via social media, website postings, and partnerships with the media. This mitigation action has been replaced with a new action in order to streamline the plan and to adopt the “all hazards” approach within mitigation planning and awareness.
Action Description	Assist Vulnerable Populations

Goal	Property Protection Public Education and Awareness
Hazards Addressed	Extreme Temperatures
Local Planning Mechanism	EMA, EPA, ADEM
Estimated Time Frame for Completion	2016
Estimated Cost	
Funding Source	Local
Priority/Status	High; Completed; Replaced Assisting vulnerable populations is done through our volunteer organizations active in disasters ad community groups. This mitigation action has been replaced with a new action in order to streamline the plan and to adopt the “all hazards” approach within mitigation planning and awareness.
Action Description	Educate Property Owners About Freezing Pipes
Goal	Public Education and Awareness
Hazards Addressed	Extreme Temperatures
Local Planning Mechanism	EMA, EPA, FEMA
Estimated Time Frame for Completion	Ongoing; Seasonal

Estimated Cost	
Funding Source	FEMA
Priority/Status	High; Yearly; Replaced Freezing pipe awareness falls under winter weather hazard awareness, and is advertised annually via social media, website postings, and partnerships with the media. This mitigation action has been replaced with a new action in order to streamline the plan and to adopt the “all hazards” approach within mitigation planning and awareness.

Action Description	Locate Safe Rooms to Minimize Damage
Goal	Property Protection
Hazards Addressed	Hail
Local Planning Mechanism	Owner
Estimated Time Frame for Completion	2020
Estimated Cost	
Funding Source	Private
Priority/Status	High; Completed All county wide saferooms are available via the Jefferson County EMA website. This includes a searchable tool to find the closest safe room near your location.
Action Description	Protect Buildings from Hail Damage
Goal	Prevention Property Protection Structural Mitigation
Hazards Addressed	Hail
Local Planning Mechanism	Owner
Estimated Time Frame for Completion	2025
Estimated Cost	
Funding Source	Private
Priority/Status	High; Ongoing
Action Description	Increase Hail Risk Awareness

Goal	Public Education and Awareness
Hazards Addressed	Hail
Local Planning Mechanism	FEMA, National Weather Service
Estimated Time Frame for Completion	Annually
Estimated Cost	
Funding Source	FEMA
Priority/Status	High; Yearly; Replaced Hail risk and hazard awareness is advertised annually via social media, website postings, and partnerships with the media. This mitigation action has been replaced with a new action in order to streamline the plan and to adopt the “all hazards” approach within mitigation planning and awareness.
Action Description	Map and Assess Vulnerability to Landslides
Goal	Prevention
Hazards Addressed	Landslide
Local Planning Mechanism	USGS, FEMA
Estimated Time Frame for Completion	2025
Estimated Cost	
Funding Source	FEMA
Priority/Status	High; Ongoing
Action Description	Manage Development in Landslide Hazard Areas
Goal	Prevention
Hazards Addressed	Landslide
Local Planning Mechanism	Building Official, City Council

Estimated Time Frame for Completion	2025
Estimated Cost	
Funding Source	Local
Priority/Status	High; Ongoing
Action Description	Prevent Impacts to Roadways
Goal	Prevention Structural Mitigation
Hazards Addressed	Landslide
Local Planning Mechanism	Public Works
Estimated Time Frame for Completion	2025
Estimated Cost	
Funding Source	State
Priority/Status	High; Ongoing
Action Description	Remove Existing Buildings and Infrastructure from Landslide Hazard Areas
Goal	Property Protection Structural Mitigation
Hazards Addressed	Landslide
Local Planning Mechanism	City Council, Building Official, Public Works
Estimated Time Frame for Completion	2025
Estimated Cost	
Funding Source	Private
Priority/Status	High; Ongoing

Action Description	Protect Critical Facilities and Equipment
Goal	Property Protection Structural Mitigation
Hazards Addressed	Lightning
Local Planning Mechanism	Alabama Power, Owner
Estimated Time Frame for Completion	Annually
Estimated Cost	
Funding Source	State
Priority/Status	High; Yearly; Replaced No action in past five years due to lack of funding. This mitigation action has been replaced with a new action in order to streamline the plan, and to adopt the “all hazards” approach within mitigation planning and awareness.
Action Description	Conduct Lightning Awareness Programs
Goal	Public Education and Awareness
Hazards Addressed	Lightning
Local Planning Mechanism	FEMA, EMA
Estimated Time Frame for Completion	Annually
Estimated Cost	
Funding Source	FEMA

Priority/Status	High; Yearly; Replaced Lightning hazard awareness is advertised annually via social media, website postings, and partnerships with the media. This mitigation action has been replaced with a new action in order to streamline the plan and to adopt the “all hazards” approach within mitigation planning and awareness.
Action Description	Adopt and Enforce Building Codes
Goal	Prevention Property Protection
Hazards Addressed	Severe Wind
Local Planning Mechanism	City Council
Estimated Time Frame for Completion	2020
Estimated Cost	
Funding Source	Local
Priority/Status	High; Completed; Replaced The previous mitigation plan had adopt and enforce building codes for every individual hazard. A new mitigation action has been developed in order to streamline the plan and to adopt the “all hazards” approach within mitigation planning.
Action Description	Promote or Require Site and Building Design Standards to Minimize Wind Damage
Goal	Prevention Property Protection
Hazards Addressed	Severe Wind
Local Planning Mechanism	Building Official, City Council
Estimated Time Frame for Completion	2025
Estimated Cost	

Funding Source	Local
Priority/Status	High; Incomplete No action in past five years due to lack of funding.
Action Description	Assess Vulnerability to Severe Wind
Goal	Prevention
Hazards Addressed	Severe Wind
Local Planning Mechanism	National Weather, EMA, FEMA
Estimated Time Frame for Completion	2020
Estimated Cost	
Funding Source	Local
Priority/Status	High; Completed Vulnerability to hazards is assessed on an annual basis through open sources data and partnership with Jefferson County EMA. Due to several actions assessing vulnerability, this mitigation action has been replaced with a new action in order to streamline the plan and to adopt the “all hazards” approach within mitigation planning and awareness.
Action Description	Protect Power Lines and Infrastructure
Goal	Prevention Property Protection Structural Mitigation
Hazards Addressed	Severe Wind
Local Planning Mechanism	Tarrant Elec. Dept.
Estimated Time Frame for Completion	2020
Estimated Cost	
Funding Source	Local

Priority/Status	High; Replaced No action in past five years due to lack of funding. This mitigation action has been replaced with a new action in order to streamline the plan, and to adopt the “all hazards” approach within mitigation planning and awareness.
Action Description	Retrofit Residential Buildings
Goal	Prevention Property Protection Structural Mitigation
Hazards Addressed	Severe Wind
Local Planning Mechanism	Owner
Estimated Time Frame for Completion	2020
Estimated Cost	
Funding Source	Private
Priority/Status	High; Incomplete No action in past five years due to lack of funding.
Action Description	Retrofit Public Buildings and Critical Facilities
Goal	Prevention Property Protection Structural Mitigation
Hazards Addressed	Severe Wind
Local Planning Mechanism	City Council
Estimated Time Frame for Completion	2025
Estimated Cost	

Funding Source	Local
Priority/Status	High; Ongoing
Action Description	Increase Severe Wind Risk Awareness
Goal	Public Education and Awareness
Hazards Addressed	Severe Wind
Local Planning Mechanism	EMA, FEMA, National Weather Service
Estimated Time Frame for Completion	2017
Estimated Cost	
Funding Source	FEMA
Priority/Status	High; Completed; Replaced
	Severe Wind risk and hazard awareness is advertised annually via social media, website postings, and partnerships with the media. This mitigation action has been replaced with a new action in order to streamline the plan and to adopt the “all hazards” approach within mitigation planning and awareness.
Action Description	Assess Community Risk
Goal	Prevention
Hazards Addressed	Multiple Hazards
Local Planning Mechanism	EMA
Estimated Time Frame for Completion	2018
Estimated Cost	
Funding Source	Local
Priority/Status	High; Completed

Action Description	Map Community Risk
Goal	Prevention
Hazards Addressed	Multiple Hazards
Local Planning Mechanism	FEMA
Estimated Time Frame for Completion	2025
Estimated Cost	
Funding Source	FEMA
Priority/Status	High; Ongoing
Action Description	Prevent Development in Hazard Areas
Goal	Prevention
Hazards Addressed	Multiple Hazards
Local Planning Mechanism	Building Official, City Council
Estimated Time Frame for Completion	2025
Estimated Cost	
Funding Source	Local

Priority/Status	High; Ongoing
Action Description	Adopt Development Regulations in Hazard Areas
Goal	Prevention
Hazards Addressed	Multiple Hazards
Local Planning Mechanism	City Council
Estimated Time Frame for Completion	2025
Estimated Cost	
Funding Source	Local
Priority/Status	High; Ongoing

Action Description	Limit Density in Hazard Areas
Goal	Prevention
Hazards Addressed	Multiple Hazards
Local Planning Mechanism	Building Official, City Council
Estimated Time Frame for Completion	2025
Estimated Cost	
Funding Source	Local
Priority/Status	High; Ongoing
Action Description	Integrate Mitigation into Local Planning
Goal	Prevention
Hazards Addressed	Multiple Hazards
Local Planning Mechanism	EMA, City Council
Estimated Time Frame for Completion	2016
Estimated Cost	
Funding Source	Local
Priority/Status	High; Completed
Action Description	Strengthen Land Use Regulations
Goal	Prevention
Hazards Addressed	Multiple Hazards
Local Planning Mechanism	City Council
Estimated Time Frame for Completion	2025

Estimated Cost	
Funding Source	Local
Priority/Status	High; Incomplete
	No action in past five years due to lack of funding. The time frame for this action has been extended in order to see completion.
Action Description	Adopt and Enforce Building Codes
Goal	Prevention Property Protection
Hazards Addressed	Multiple Hazards
Local Planning Mechanism	City Council
Estimated Time Frame for Completion	2020
Estimated Cost	
Funding Source	Local
Priority/Status	High; Completed; Replace
	The previous mitigation plan had adopt and enforce building codes for every individual hazard. A new mitigation action has been developed in order to streamline the plan and to adopt the “all hazards” approach within mitigation planning.
Action Description	Create Local Funding Mechanisms for Hazard Mitigation
Goal	Prevention
Hazards Addressed	Multiple Hazards
Local Planning Mechanism	EMA, FEMA, City Council
Estimated Time Frame for Completion	2020
Estimated Cost	
Funding Source	FEMA

Priority/Status	High; Incomplete This action has not been completed due to lack of funding.
Action Description	Incentivize Hazard Mitigation
Goal	Prevention
Hazards Addressed	Multiple Hazards
Local Planning Mechanism	FEMA
Estimated Time Frame for Completion	2020
Estimated Cost	
Funding Source	FEMA
Priority/Status	High; Incomplete This action has not been completed due to lack of funding.
Action Description	Monitor Mitigation Plan Implementation
Goal	Prevention
Hazards Addressed	Multiple Hazards
Local Planning Mechanism	Building Official
Estimated Time Frame for Completion	Annually
Estimated Cost	
Funding Source	Local
Priority/Status	High; Yearly
Action Description	Protect Structures

Goal	Prevention Property Protection Structural Mitigation
Hazards Addressed	Multiple Hazards
Local Planning Mechanism	Public Safety
Estimated Time Frame for Completion	2025
Estimated Cost	
Funding Source	Local
Priority/Status	High; Ongoing
Action Description	Protect Infrastructure and Critical Facilities
Goal	Property Protection Structural Mitigation
Hazards Addressed	Multiple Hazards
Local Planning Mechanism	Public Works, Public Safety
Estimated Time Frame for Completion	2025
Estimated Cost	
Funding Source	Local
Priority/Status	High; Replaced No action in past five years due to lack of funding. This mitigation action has been replaced with a new action in order to streamline the plan, and to adopt the “all hazards” approach within mitigation planning and awareness
Action Description	Increase Hazard Education and Risk Awareness
Goal	Public Education and Awareness

Hazards Addressed	Multiple Hazards
Local Planning Mechanism	EMA, FEMA
Estimated Time Frame for Completion	2017
Estimated Cost	
Funding Source	FEMA
Priority/Status	High; Completed
Action Description	Improve Household Disaster Preparedness
Goal	Public Education and Awareness
Hazards Addressed	Multiple Hazards
Local Planning Mechanism	Owner
Estimated Time Frame for Completion	2017
Estimated Cost	
Funding Source	Private
Priority/Status	High; Completed
Action Description	Promote Private Mitigation Efforts
Goal	Public Education and Awareness
Hazards Addressed	Multiple Hazards
Local Planning Mechanism	EMA, FEMA, City Council
Estimated Time Frame for Completion	2017
Estimated Cost	
Funding Source	FEMA
Priority/Status	High; Completed

Action Description	Add Outdoor Warning Sirens Inside Municipal Boundary
Goal	Emergency Services Public Education and Awareness
Hazards Addressed	Multiple Hazards
Local Planning Mechanism	Jefferson County Emergency Management Agency, Mayors Office
Estimated Time Frame for Completion	Long Term
Estimated Cost	Unknown
Funding Source	Local/ State/ Federal
Priority/Status	New Action; High
Action Description	Build and/or Purchase Saferooms And Place Inside Municipal Boundary
Goal	Prevention Emergency Services Public Education and Awareness
Hazards Addressed	Multiple Hazards
Local Planning Mechanism	Mayor's Office, Jefferson County EMA
Estimated Time Frame for Completion	Long Term
Estimated Cost	Unknown
Funding Source	Local/State/Federal
Priority/Status	New Action; High
Action Description	Protect and/or Retrofit Critical Facilities and Infrastructure.

Goal	Prevention Property Protection Structural Mitigation
Hazards Addressed	All Hazards
Local Planning Mechanism	Mayor's Office, Jefferson County EMA
Estimated Time Frame for Completion	Long Term
Estimated Cost	
Funding Source	FEMA/State/Local
Priority/Status	New; High; Yearly The previous mitigation plan had Protect Critical Facilities and Infrastructure for every individual hazard. This mitigation action replaces those actions in order to streamline the plan and to adopt the "all hazards" approach within mitigation planning.
Action Description	Protect and/or Retrofit Utility Infrastructure
Goal	Prevention Property Protection Structural Mitigation
Hazards Addressed	All Hazards
Local Planning Mechanism	Mayor's Office, Jefferson County EMA
Estimated Time Frame for Completion	Long Term
Estimated Cost	
Funding Source	FEMA/State/Local
Priority/Status	New; High; The previous mitigation plan had Protect and/or Retrofit Utility Infrastructure for every individual hazard. This mitigation action replaces those actions in order to streamline the plan and to adopt the "all hazards" approach within mitigation planning.

Action Description	Assess Vulnerability and Hazard Risk
Goal	Emergency Services Public Education and Awareness Prevention Property Protection Structural Mitigation
Hazards Addressed	Multiple Hazards
Local Planning Mechanism	Jefferson County Emergency Management Agency, Mayors Office
Estimated Time Frame for Completion	Long Term
Estimated Cost	Unknown
Funding Source	Local, State, Federal
Priority/Status	New Action; High
Action Description	Increase Hazard Awareness and Increase Preparedness Within the Home through campaigns, fairs, seminars, direct mailings, materials, public service announcements, and other means of communications
Goal	Emergency Services Public Education and Awareness Prevention
Hazards Addressed	Multiple Hazards
Local Planning Mechanism	Jefferson County Emergency Management Agency, Mayors Office, Fire Department
Estimated Time Frame for Completion	Long Term
Estimated Cost	Unknown
Funding Source	Local, State, Federal
Priority/Status	New; High; Ongoing
Action Description	Adopt and enforce building codes

Goal	Property Protection Structural Mitigation Prevention
Hazards Addressed	Multiple Hazards
Local Planning Mechanism	Jefferson County Emergency Management Agency, Mayors Office, Fire Department, Building Inspection, Engineering Department
Estimated Time Frame for Completion	Long Term
Estimated Cost	Unknown
Funding Source	Local, State, Federal
Priority/Status	New; Medium; Ongoing

Action Description	Assist Vulnerable Populations
Goal	Public Education and Awareness Prevention
Hazards Addressed	Multiple Hazards
Local Planning Mechanism	Jefferson County Emergency Management Agency, Mayors Office, Jefferson County VOAD
Estimated Time Frame for Completion	Long Term
Estimated Cost	Unknown
Funding Source	Local, State and Federal
Priority/Status	New; High; Ongoing

Action Description	Remove Existing buildings and infrastructure from hazard areas
Goal	Property Protection Structural Mitigation Prevention
Hazards Addressed	Multiple Hazards
Local Planning Mechanism	Jefferson County Emergency Management Agency, Mayors Office
Estimated Time Frame for Completion	Long Term
Estimated Cost	Unknown
Funding Source	Local, State, Federal
Priority/Status	New; Medium
Action Description	Reduce impacts to roadways and bridges

Goal	Emergency Services Structural Mitigation Prevention
Hazards Addressed	Multiple Hazards
Local Planning Mechanism	Jefferson County Emergency Management Agency, Mayors Office, Public Works, ALDOT
Estimated Time Frame for Completion	Long Term
Estimated Cost	Unknown
Funding Source	Local, State and Federal
Priority/Status	New; Medium
Action Description	Construct Hazard Resilient Facilities and Infrastructure in order to provide continuity of operations and government.
Goal	Emergency Services Property Protection Structural Mitigation Prevention
Hazards Addressed	Multiple Hazards
Local Planning Mechanism	Jefferson County Emergency Management Agency
Estimated Time Frame for Completion	Long Term
Estimated Cost	Unknown
Funding Source	Local, State and Federal
Priority/Status	New; Low

Trafford's Mitigation Action Plan	
Action Description	Hazard Awareness Weeks
Goal	Public Education and Awareness
Hazards Addressed	All Hazards
Local Planning Mechanism	Fire Department, JCEMA
Estimated Time Frame for Completion	Annually
Estimated Cost	Unknown
Funding Source	FEMA/State//Local/Private
Priority/Status	High; Yearly; Completed Hazard awareness weeks are advertised via social media and websites in partnership with the Jefferson County EMA. This mitigation action has been replaced with a new action in order to streamline the plan and to adopt the “all hazards” approach within mitigation planning and awareness.
Action Description	Preparedness Handbooks, Brochures. Distribution of Severe Weather Guides, Homeowner’s Retrofit Guide, Etc.
Goal	Public Education and Awareness
Hazards Addressed	All Hazards
Local Planning Mechanism	Fire and Police Departments, JCEMA, FEMA
Estimated Time Frame for Completion	Seasonal
Estimated Cost	
Funding Source	FEMA/State/Local/Private
Priority/Status	High; Yearly; Replaced Brochures and information are provided to the public in various ways via the agency website, social media, and public engagement events. This mitigation action has been replaced with a new action in order to streamline the plan and to adopt the “all hazards” approach within mitigation planning and awareness.

Action Description	Drills, Exercises in Homes, Workplaces, Classrooms, Etc.
Goal	Public Education and Awareness
Hazards Addressed	All Hazards
Local Planning Mechanism	Fire Department
Estimated Time Frame for Completion	Annually
Estimated Cost	Unknown
Funding Source	Federal/State/Local/Private
Priority/Status	High; Annually These activities are encouraged through awareness weeks, via social media and agency websites. These activities are also required to occur within the jurisdictional school system.
Action Description	Everbridge Emergency Alert Notifications
Goal	Emergency Services Public Education and Awareness
Hazards Addressed	All Hazards
Local Planning Mechanism	JCEMA, Mayor's Office, Town Council
Estimated Time Frame for Completion	Quarterly Drill with Mayors, Police Chiefs, And County Commissioners
Estimated Cost	Unknown
Funding Source	Federal/State/Local/Private
Priority/Status	High; Semi-Annually
Action Description	Hazard "Safety Fairs".
Goal	Public Education and Awareness
Hazards Addressed	All Hazards

Local Planning Mechanism	Fire Department, Jefferson County EMA
Estimated Time Frame for Completion	Booths Set Up at Different Public Events Annually
Estimated Cost	Unknown
Funding Source	Federal/State/Local/Private
Priority/Status	High; Yearly; Replaced These events occur annually, via visits to schools, community events, community groups and our large annual event also known as “Be Ready Day.” This mitigation action has been replaced with a new action in order to streamline the plan and to adopt the “all hazards” approach within mitigation planning and awareness.
Action Description	Hazard Conferences, Seminars.
Goal	Public Education and Awareness
Hazards Addressed	All Hazards
Local Planning Mechanism	JCEMA
Estimated Time Frame for Completion	Ongoing, Send Out Training Information Using Local News and Community Flyers.
Estimated Cost	Unknown
Funding Source	Federal/State/Local/Private
Priority/Status	High; Ongoing; Replaced No action in past five years due to lack of funding. This mitigation action has been replaced with a new action in order to streamline the plan and to adopt the “all hazards” approach within mitigation planning and awareness.
Action Description	Monitor Drought Conditions
Goal	Public Education and Awareness
Hazards Addressed	All Hazards
Local Planning Mechanism	Mayor’s Office
Estimated Time Frame for Completion	Annually

Estimated Cost	
Funding Source	Local/Private
Priority/Status	Medium; Yearly; Replaced Correspondence has been amplified via the use of social media platforms, and news media partnerships. This mitigation action has been replaced with a new action in order to streamline the plan and to adopt the “all hazards” approach within mitigation planning and awareness.
Action Description	Monitor Water Supply
Goal	Prevention Natural Resource Protection
Hazards Addressed	Drought
Local Planning Mechanism	Fire Department, JCEMA, Water Utilities, AEMA
Estimated Time Frame for Completion	Seasonally
Estimated Cost	Unknown
Funding Source	Federal/State/Local/Private
Priority/Status	Medium; Ongoing The Water supply is monitored via our partnerships with local utilities.
Action Description	Plan for Drought
Goal	Prevention Natural Resource Protection
Hazards Addressed	Drought
Local Planning Mechanism	JCEMA, Local Water Utilities
Estimated Time Frame for Completion	2020
Estimated Cost	Unknown
Funding Source	FEMA/State/Local/Private
Priority/Status	Medium; Ongoing Drought planning is done annually in partnership with the EMA.

Action Description	Monitor Water Supply
Goal	Prevention Natural Resource Protection
Hazards Addressed	Drought
Local Planning Mechanism	Water Utilities
Estimated Time Frame for Completion	Continuously
Estimated Cost	Unknowns
Funding Source	Federal/State/Local/Private
Priority/Status	Medium; Continuous Ongoing effort by water utilities personnel.
Action Description	Require Water Conservation During Drought Conditions
Goal	Prevention Natural Resource Protection
Hazards Addressed	Drought
Local Planning Mechanism	Water Utilities, Mayor's Office, Town Council
Estimated Time Frame for Completion	Annually
Estimated Cost	Unknowns.
Funding Source	Federal/State/Local/Private
Priority/Status	Medium - Annual This action occurs on an as-needed basis.
Action Description	Educate Residents on Water Saving Techniques.
Goal	Natural Resource Protection Public Education and Awareness
Hazards Addressed	Drought

Local Planning Mechanism	JCEMA, Water Utilities, Mayor's Office, Town Council, FEMA
Estimated Time Frame for Completion	Semi-Annually
Estimated Cost	Unknowns.
Funding Source	Federal/State/Local/Private
Priority/Status	Medium; Semi-Annually Water saving techniques are broadcasted and amplified when extended periods of low to no precipitation occurs. This information is published via social media, website, meetings and local partnerships with news media. This mitigation action has been replaced with a new action in order to streamline the plan and to adopt the "all hazards" approach within mitigation planning and awareness.
Action Description	Adopt and Enforce Building Codes.
Goal	Prevention Property Protection
Hazards Addressed	All Hazards
Local Planning Mechanism	Mayor's Office, Town Council, Town Clerk
Estimated Time Frame for Completion	2020
Estimated Cost	Unknown
Funding Source	Federal/State/Local/Private
Priority/Status	New: Low; No action taken due to lack of funding. The previous mitigation plan had adopt and enforce building codes for every individual hazard. This mitigation replaces that action in order to streamline the plan and to adopt the "all hazards" approach within mitigation planning.
Action Description	Incorporate Earthquake Mitigation into Local Planning.
Goal	Prevention
Hazards Addressed	Earthquakes
Local Planning Mechanism	FEMA, AEMA, JCEMA

Estimated Time Frame for Completion	2020
Estimated Cost	Unknown
Funding Source	Federal/State/Local/Private
Priority/Status	Medium; 2020 No action taken due to lack of funding.
Action Description	Map and Assess Community Vulnerability to Seismic Hazards.
Goal	Prevention
Hazards Addressed	Earthquakes
Local Planning Mechanism	JC GIS, USGS, JCEMA
Estimated Time Frame for Completion	2025
Estimated Cost	Unknown
Funding Source	Federal/State/Local/Private
Priority/Status	Medium; Ongoing; Replaced Vulnerability to hazards is assessed on an annual basis through open sources data and partnership with Jefferson County EMA. Due to several actions assessing vulnerability, this mitigation action has been replaced with a new action in order to streamline the plan and to adopt the “all hazards” approach within mitigation planning and awareness.
Action Description	Conduct Inspections of Building Safety.
Goal	Prevention Property Protection
Hazards Addressed	Earthquakes
Local Planning Mechanism	Electrical Inspector, Fire Department, State Fire Marshal
Estimated Time Frame for Completion	2020
Estimated Cost	Unknowns
Funding Source	Federal/State/Local/Private

Priority/Status	Medium; 2020 This action has not been completed due to lack of funding.
-----------------	--

Action Description	Protect Critical Facilities and Infrastructure.
Goal	Property Protection Structural Mitigation
Hazards Addressed	Earthquakes
Local Planning Mechanism	Fire Department
Estimated Time Frame for Completion	Annually
Estimated Cost	Unknown
Funding Source	Federal/State/Local/Private
Priority/Status	Medium; Yearly; Ongoing The previous mitigation plan had Protect Critical Facilities and Infrastructure for every individual hazard. Another mitigation action replaces this current action in order to streamline the plan and to adopt the “all hazards” approach within mitigation planning.
Action Description	Increase Earthquake Risk Awareness.
Goal	Public Education and Awareness
Hazards Addressed	Earthquakes
Local Planning Mechanism	FEMA, JCEMA, AEMA, Mayor’s Office, Town Council
Estimated Time Frame for Completion	Provide FEMA’s Information to Educate Local Citizens on A Semi-Annual Basis.
Estimated Cost	Unknown
Funding Source	Federal/State/Local/Private
Priority/Status	Medium; Yearly; Replaced Earthquake awareness has been advertised via social media and website postings. This mitigation action has been replaced with a new action in order to streamline the plan and to adopt the “all hazards” approach within mitigation planning and awareness.
Action Description	Conduct Outreach to Builders, Architects, Engineers, And Inspectors.

Goal	Prevention Public Education and Awareness
Hazards Addressed	Earthquakes
Local Planning Mechanism	Electrical Inspector
Estimated Time Frame for Completion	2025
Estimated Cost	Unknown.
Funding Source	Federal/State/Local/Private
Priority/Status	Medium; Partnerships and outreach needs to be an ongoing effort, rather than a time constraining goal. Due to that, the time frame has been extended as this is a goal that needs to be improved and then maintained.
Action Description	Incorporate Flood Mitigation in Local Planning
Goal	Prevention
Hazards Addressed	Flooding
Local Planning Mechanism	Mayor's Office, Town Council
Estimated Time Frame for Completion	Annually
Estimated Cost	Unknown
Funding Source	Federal/State/Local/Private
Priority/Status	Medium; Yearly; Ongoing
Action Description	Form Partnerships to Support Floodplain Management.
Goal	Prevention Property Protection Natural Resource Protection
Hazards Addressed	Flooding
Local Planning Mechanism	Mayor's Office, Town Council
Estimated Time Frame for Completion	Annually

Estimated Cost	Unknown
Funding Source	Federal/State/Local/Private
Priority/Status	Medium; Yearly/Ongoing
Action Description	Limit or Restrict Development in Floodplain Areas.
Goal	Prevention Property Protection Natural Resource Protection
Hazards Addressed	Flooding
Local Planning Mechanism	Mayor's Office, Town Council
Estimated Time Frame for Completion	2025
Estimated Cost	Unknown.
Funding Source	Federal/State/Local/Private
Priority/Status	Medium The previous version of the hazard mitigation plan had an emphasis to manage development in each hazard area. A new mitigation action has been developed in order to streamline the plan and to adopt the "all hazards" approach within mitigation planning.
Action Description	Adopt and Enforce Building Codes and Development Standards.
Goal	Prevention Property Protection Structural Mitigation
Hazards Addressed	Flooding
Local Planning Mechanism	Mayor, Town Council, Town Clerk
Estimated Time Frame for Completion	2020
Estimated Cost	Unknown.
Funding Source	Federal/State/Local/Private

Priority/Status	Medium; incomplete No action taken due to lack of funding The previous mitigation plan had adopt and enforce building codes for every individual hazard. A new mitigation action has been developed in order to streamline the plan and to adopt the “all hazards” approach within mitigation planning.
Action Description	Adopt Policies to Reduce Stormwater Runoff.
Goal	Prevention Property Protection Natural Resource Protection Structural Mitigation
Hazards Addressed	Flooding
Local Planning Mechanism	Flood Control District, Mayor’s Office, Town Council, Town Clerk
Estimated Time Frame for Completion	2025
Estimated Cost	Unknown
Funding Source	Federal/State/Local/Private
Priority/Status	Medium; incomplete Due to the importance of this mitigation action, the timeframe of this action has been extended in order to see completion.
Action Description	Improve Flood Risk Assessment.
Goal	Prevention
Hazards Addressed	Flooding
Local Planning Mechanism	Mayor’s Office, Town Council, JC GIS, USGS
Estimated Time Frame for Completion	2025
Estimated Cost	Unknown
Funding Source	Federal/State/Local/Private

Priority/Status	Medium; ongoing Due to the importance of this mitigation action, the timeframe of this action has been extended in order to see completion.
Action Description	Join or Improve Compliance With NFIP
Goal	Prevention
Hazards Addressed	Flooding
Local Planning Mechanism	Mayor's Office, Town Council, Homeowners, Business Organizations
Estimated Time Frame for Completion	Annually
Estimated Cost	Unknown
Funding Source	Federal/State/Local/Private
Priority/Status	Medium; Yearly; Maintain
Action Description	Remove Existing Structures from Flood Hazard Areas.
Goal	Prevention Property Protection
Hazards Addressed	Flooding
Local Planning Mechanism	Mayor's Office, Town Council, JCEMA, AEMA, FEMA
Estimated Time Frame for Completion	2025
Estimated Cost	Unknown
Funding Source	Federal/State/Local/Private
Priority/Status	Medium This action has not been completed due to lack of funding. This mitigation action has been replaced with a new action in order to streamline the plan and to adopt the "all hazards" approach within mitigation planning and awareness.

Action Description	Conduct Regular Maintenance of Drainage Systems and Flood Control Structures
Goal	Property Protection Natural Resource Protection Structural Mitigation
Hazards Addressed	Flooding
Local Planning Mechanism	Mayor's Office, Town Council, Public Works
Estimated Time Frame for Completion	Long Term
Estimated Cost	Unknown
Funding Source	Federal/State/Local/Private
Priority/Status	Medium; Continue to Maintain Due to the importance of this mitigation action, the timeframe of this action has been extended in order to see completion.
Action Description	Protect Infrastructure
Goal	Prevention Property Protection Structural Mitigation
Hazards Addressed	Flooding
Local Planning Mechanism	Mayor's Office, Town Council, Fire Department
Estimated Time Frame for Completion	Annually
Estimated Cost	
Funding Source	FEMA
Priority/Status	High; Yearly; Replaced The previous mitigation plan had Protect Critical Facilities and Infrastructure for every individual hazard. Another mitigation action replaces this current action in order to streamline the plan and to adopt the "all hazards" approach within mitigation planning.

Action Description	Protect Critical Facilities.
Goal	Prevention Property Protection Structural Mitigation
Hazards Addressed	Flooding
Local Planning Mechanism	Mayor's Office, Town Council, Fire Department
Estimated Time Frame for Completion	Annually
Estimated Cost	Unknown
Funding Source	Federal/State/Local/Private
Priority/Status	Medium; Yearly; Replaced This mitigation action has been replaced with a new action in order to streamline the plan, and to adopt the "all hazards" approach within mitigation planning and awareness.
Action Description	Protect and Restore Natural Flood Mitigation Features
Goal	Natural Resource Protection Structural Mitigation
Hazards Addressed	Flooding
Local Planning Mechanism	Mayor's Office, Town Council, Public Works Dept
Estimated Time Frame for Completion	2025
Estimated Cost	Unknown
Funding Source	Federal/State/Local/Private
Priority/Status	Medium No action in past five years due to lack of funding.
Action Description	Increase Awareness of Flood Risk and Safety
Goal	Public Education and Awareness
Hazards Addressed	Flooding
Local Planning Mechanism	Mayor's Office, Town Council, JCEMA, AEMA, FEMA

Estimated Time Frame for Completion	Annually
Estimated Cost	Unknown
Funding Source	Federal/State/Local/Private
Priority/Status	High; Yearly; Replaced Flood Risk and Safety is advertised via social media and websites, as well as through partnerships with local media. This mitigation action has been replaced with a new action in order to streamline the plan and to adopt the “all hazards” approach within mitigation planning and awareness.
Action Description	Educate Property Owners About Flood Mitigation Techniques
Goal	Public Education and Awareness
Hazards Addressed	Flooding
Local Planning Mechanism	Mayor’s Office, Town Council, JCEMA, AEMA, FEMA
Estimated Time Frame for Completion	Annually
Estimated Cost	Unknown
Funding Source	Federal/State/Local/Private
Priority/Status	High; Yearly; Replaced This mitigation action has been replaced with a new action in order to streamline the plan and to adopt the “all hazards” approach within mitigation planning and awareness.
Action Description	Increase Awareness of Erosion Hazards
Goal	Public Education and Awareness
Hazards Addressed	Landslides/Erosion
Local Planning Mechanism	Mayor’s Office, Town Council, JCEMA, AEMA, FEMA
Estimated Time Frame for Completion	Annually
Estimated Cost	Unknown
Funding Source	Federal/State/Local/Private

Priority/Status	Medium; Yearly Erosion hazard awareness is advertised annually via social media and agency websites. This mitigation action has been replaced with a new action in order to streamline the plan and to adopt the “all hazards” approach within mitigation planning and awareness.
-----------------	--

Action Description	Educate Residents About Subsidence
Goal	Public Education and Awareness
Hazards Addressed	Land Subsidence
Local Planning Mechanism	Mayor’s Office, Town Council, JCEMA, AEMA, FEMA
Estimated Time Frame for Completion	Annually
Estimated Cost	Unknown
Funding Source	Federal/State/Local/Private
Priority/Status	Medium; Yearly Subsidence hazard awareness is advertised annually via social media, website postings, and partnerships with the media. This mitigation action has been replaced with a new action in order to streamline the plan and to adopt the “all hazards” approach within mitigation planning and awareness.
Action Description	Encourage Construction of Safe Rooms
Goal	Property Protection Structural Mitigation Public Education and Awareness
Hazards Addressed	Tornadoes
Local Planning Mechanism	Mayor’s Office, Town Council, JCEMA, AEMA, FEMA
Estimated Time Frame for Completion	Ongoing, most of the citizens rely on grant funds to construct safe rooms, some of the citizens have been listed on the waiting list.
Estimated Cost	Unknown
Funding Source	Federal/State/Local/Private

Priority/Status	High; Ongoing No additional progress due to lack of funding.
Action Description	Require Wind-Resistant Building Techniques
Goal	Prevention Property Protection
Hazards Addressed	Tornadoes
Local Planning Mechanism	Mayor's Office, Town Council
Estimated Time Frame for Completion	2019
Estimated Cost	Unknown
Funding Source	Federal/State/Local/Private
Priority/Status	Medium; incomplete No action taken due to lack of funding This mitigation action has been replaced with a new action in order to streamline the plan and to adopt the "all hazards" approach within mitigation planning and awareness.
Action Description	Conduct Tornado Awareness Activities
Goal	Public Education and Awareness
Hazards Addressed	Tornadoes
Local Planning Mechanism	Mayor's Office, Town Council, Fire Department, JCEMA, AEMA, FEMA
Estimated Time Frame for Completion	Ongoing, Annually
Estimated Cost	Unknown
Funding Source	Federal/State/Local/Private
Priority/Status	High; Ongoing Tornado hazard awareness is advertised annually via social media, website postings, and partnerships with the media. This mitigation action has been replaced with a new action in order to streamline the plan and to adopt the "all hazards" approach within mitigation planning and awareness.

Action Description	Map and Assess Vulnerability to Wildfire
Goal	Prevention Property Protection Natural Resource Protection
Hazards Addressed	Wildfires
Local Planning Mechanism	Alabama Forestry Commission
Estimated Time Frame for Completion	2020
Estimated Cost	
Funding Source	FEMA/Local
Priority/Status	Medium; Maintain Vulnerability to hazards is assessed on an annual basis through open sources data and partnership with Jefferson County EMA. Due to several actions assessing vulnerability, this mitigation action has been replaced with a new action in order to streamline the plan and to adopt the “all hazards” approach within mitigation planning and awareness.
Action Description	Incorporate Wildfire Mitigation in The Comprehensive Plan
Goal	Prevention Property Protection Natural Resource Protection
Hazards Addressed	Wildfires
Local Planning Mechanism	Fire Department, Mayor’s Office, Town Council
Estimated Time Frame for Completion	Annual
Estimated Cost	Unknown
Funding Source	Federal/State/Local/Private
Priority/Status	High; Maintain Vulnerability to wildfires is addressed in the Jefferson County THIRA and the EOP.

Action Description	Reduce Wildfire Risk Through Land Use Planning
Goal	Prevention
Hazards Addressed	Wildfires
Local Planning Mechanism	Mayor's Office, Town Council
Estimated Time Frame for Completion	Annually
Estimated Cost	Unknown
Funding Source	Federal/State/Local/Private
Priority/Status	High; Yearly This action has not been completed due to lack of funding.
Action Description	Require or Encourage Fire Resistant Construction
Goal	Prevention Property Protection Structural Mitigation Public Education and Awareness
Hazards Addressed	Wildfires
Local Planning Mechanism	Mayor's Office, Town Council, Fire Department
Estimated Time Frame for Completion	Annually
Estimated Cost	Unknown
Funding Source	Federal/State/Local/Private
Priority/Status	Low; Yearly This action has not been completed due to lack of funding.
Action Description	Create Defensible Space Around Structures and Infrastructure
Goal	Prevention Property Protection Natural Resource Protection Structural Mitigation

Hazards Addressed	Wildfires
Local Planning Mechanism	Fire Department, Alabama Forestry Commission
Estimated Time Frame for Completion	Annually
Estimated Cost	Unknown
Funding Source	Federal/State/Local/Private
Priority/Status	High; Ongoing This action has not been completed due to lack of funding.
Action Description	Implement A Fuels Management Program
Goal	Prevention Property Protection Natural Resource Protection
Hazards Addressed	Wildfires
Local Planning Mechanism	Alabama Forestry Commission, Alabama Fire Marshal
Estimated Time Frame for Completion	2018
Estimated Cost	Unknown
Funding Source	Federal/State/Local/Private
Priority/Status	Medium; Incomplete This action has not been completed due to lack of funding.
Action Description	Increase Wildfire Risk Awareness
Goal	Public Education and Awareness
Hazards Addressed	Wildfires
Local Planning Mechanism	Fire Department, Alabama Forestry Commission, Alabama Fire Marshall
Estimated Time Frame for Completion	Annually
Estimated Cost	Unknown
Funding Source	Federal/State/Local/Private

Priority/Status	High; Yearly Wildfire hazard awareness is advertised annually via social media, website postings, and partnerships with the media. This mitigation action has been replaced with a new action in order to streamline the plan and to adopt the “all hazards” approach within mitigation planning and awareness.
Action Description	Educate Property Owners About Wildfire Mitigation Techniques
Goal	Public Education and Awareness
Hazards Addressed	Wildfires
Local Planning Mechanism	Fire Department, Alabama Forestry Commission, Alabama Fire Marshall, JCEMA, AEMA, FEMA
Estimated Time Frame for Completion	Annually
Estimated Cost	Unknown
Funding Source	Federal/State/Local/Private
Priority/Status	High; Yearly Wildfire mitigation techniques and hazard awareness is advertised annually via social media, website postings, and partnerships with the media. This mitigation action has been replaced with a new action in order to streamline the plan and to adopt the “all hazards” approach within mitigation planning and awareness.
Action Description	Adopt and Enforce Building Codes
Goal	Prevention Property Protection
Hazards Addressed	Winter Storms/Freezes
Local Planning Mechanism	Mayor, Town Council, Town Clerk
Estimated Time Frame for Completion	Annually
Estimated Cost	Unknown
Funding Source	Federal/State/Local/Private

Priority/Status	Medium; Yearly; Replaced The previous mitigation plan had adopt and enforce building codes for every individual hazard. A new mitigation action has been developed in order to streamline the plan and to adopt the “all hazards” approach within mitigation planning.
Action Description	Protect Buildings and Infrastructure
Goal	Prevention Property Protection Structural Mitigation
Hazards Addressed	Winter Storms/Freezes
Local Planning Mechanism	Fire Department
Estimated Time Frame for Completion	Annually
Estimated Cost	Unknown
Funding Source	Local
Priority/Status	Medium; Yearly This mitigation action has been replaced with a new action in order to streamline the plan and to adopt the “all hazards” approach within mitigation planning and awareness.
Action Description	Protect Power Lines
Goal	Prevention Structural Mitigation
Hazards Addressed	Winter Storms/Freezes
Local Planning Mechanism	Alabama Power
Estimated Time Frame for Completion	Annually and As the Need Arises
Estimated Cost	Unknown
Funding Source	Federal/State/Local/Private
Priority/Status	High; Yearly

Action Description	Reduce Impacts to Roadways
Goal	Structural Mitigation
Hazards Addressed	Winter Storms/Freezes
Local Planning Mechanism	Public Works Dept., ALDOT, Mayor, Town Council
Estimated Time Frame for Completion	Working with Alabama Department of Transportation on annual basis
Estimated Cost	Unknown
Funding Source	Federal/State/Local/Private
Priority/Status	Medium; Replaced This mitigation action has been replaced with a new action in order to streamline the plan and to adopt the “all hazards” approach within mitigation planning and awareness.
Action Description	Conduct Winter Weather Risk Awareness Activities
Goal	Public Education and Awareness
Hazards Addressed	Winter Storms/Freezes
Local Planning Mechanism	JCEMA, Mayor, Town Council, AEMA, FEMA, Home Owners Associations
Estimated Time Frame for Completion	Annually
Estimated Cost	Unknown
Funding Source	Federal/State/Local/Private
Priority/Status	High; Yearly Winter Weather risk and hazard awareness is advertised annually via social media, website postings, and partnerships with the media. This mitigation action has been replaced with a new action in order to streamline the plan and to adopt the “all hazards” approach within mitigation planning and awareness.
Action Description	Educate Property Owners About Freezing Pipes
Goal	Property Protection Public Education and Awareness
Hazards Addressed	Winter Storms/Freezes

Local Planning Mechanism	JCEMA, Mayor, Town Council, AEMA, FEMA
Estimated Time Frame for Completion	Annually
Estimated Cost	Unknown
Funding Source	Federal/State/Local/Private
Priority/Status	Medium; Ongoing Winter Weather risk and hazard awareness, including education about the dangers of freezing pipes is advertised annually via social media, website postings, and partnerships with the media. This mitigation action has been replaced with a new action in order to streamline the plan and to adopt the “all hazards” approach within mitigation planning and awareness.
Action Description	Assist Vulnerable Populations
Goal	Property Protection Public Education and Awareness
Hazards Addressed	Winter Storms/Freezes
Local Planning Mechanism	Fire Department, Local Citizens
Estimated Time Frame for Completion	2016
Estimated Cost	Unknown
Funding Source	Federal/State/Local/Private
Priority/Status	High; Ongoing Assisting vulnerable populations is done through our volunteer organizations active in disasters and other community and public safety groups. This mitigation action has been replaced with a new action in order to streamline the plan and to adopt the “all hazards” approach within mitigation planning and awareness.
Action Description	Increase Awareness of Extreme Temperature Risk and Safety
Goal	Public Education and Awareness
Hazards Addressed	Extreme Temperatures
Local Planning Mechanism	Fire Department, JCEMA, AEMA, FEMA

Estimated Time Frame for Completion	Annually
Estimated Cost	Unknown
Funding Source	Federal/State/Local/Private
Priority/Status	High; Yearly Extreme Temperature hazard awareness is advertised annually via social media, website postings, and partnerships with the media. This mitigation action has been replaced with a new action in order to streamline the plan and to adopt the “all hazards” approach within mitigation planning and awareness.
Action Description	Assist Vulnerable Populations
Goal	Property Protection Public Education and Awareness
Hazards Addressed	Extreme Temperatures
Local Planning Mechanism	Fire Department, Local Citizens
Estimated Time Frame for Completion	2016
Estimated Cost	Unknown
Funding Source	Federal/State/Local/Private
Priority/Status	High; Ongoing; Replaced Assisting vulnerable populations is done through our volunteer organizations active in disasters and other community and public safety groups. This mitigation action has been replaced with a new action in order to streamline the plan and to adopt the “all hazards” approach within mitigation planning and awareness.
Action Description	Increase Hail Risk Awareness
Goal	Public Education and Awareness
Hazards Addressed	Hail
Local Planning Mechanism	JCEMA, AEMA, FEMA
Estimated Time Frame for Completion	Annually

Estimated Cost	Unknown
Funding Source	Federal/State/Local/Private
Priority/Status	Medium; Yearly Hail risk and hazard awareness is advertised annually via social media, website postings, and partnerships with the media. This mitigation action has been replaced with a new action in order to streamline the plan and to adopt the “all hazards” approach within mitigation planning and awareness.
Action Description	Protect Critical Facilities and Equipment
Goal	Property Protection Structural Mitigation
Hazards Addressed	Lightning
Local Planning Mechanism	Mayor’s Office, Town Council, Alabama Power
Estimated Time Frame for Completion	2020
Estimated Cost	Unknown
Funding Source	Federal/State/Local/Private
Priority/Status	High; Replaced No action in past five years due to lack of funding. This mitigation action has been replaced with a new action in order to streamline the plan, and to adopt the “all hazards” approach within mitigation planning and awareness.
Action Description	Conduct Lightning Awareness Programs
Goal	Public Education and Awareness
Hazards Addressed	Lightning
Local Planning Mechanism	JCEMA, AEMA, FEMA
Estimated Time Frame for Completion	2020
Estimated Cost	Unknown
Funding Source	Federal/State/Local/Private

Priority/Status	High; Ongoing Lightning hazard awareness is advertised annually via social media, website postings, and partnerships with the media. This mitigation action has been replaced with a new action in order to streamline the plan and to adopt the “all hazards” approach within mitigation planning and awareness.
Action Description	Adopt and Enforce Building Codes
Goal	Prevention Property Protection
Hazards Addressed	Severe Wind
Local Planning Mechanism	Mayor’s Office, Town Council, Town Clerk
Estimated Time Frame for Completion	2020
Estimated Cost	Unknown
Funding Source	Federal/State/Local/Private
Priority/Status	High; Ongoing; Replaced The previous mitigation plan had adopt and enforce building codes for every individual hazard. A new mitigation action has been developed in order to streamline the plan and to adopt the “all hazards” approach within mitigation planning.
Action Description	Assess Vulnerability to Severe Wind
Goal	Prevention
Hazards Addressed	Severe Wind
Local Planning Mechanism	JCEMA, AEMA, FEMA
Estimated Time Frame for Completion	2020
Estimated Cost	Unknown
Funding Source	Federal/State/Local/Private

Priority/Status	High; Ongoing; Replaced Vulnerability to hazards is assessed on an annual basis through open sources data and partnership with Jefferson County EMA. Due to several actions assessing vulnerability, this mitigation action has been replaced with a new action in order to streamline the plan and to adopt the “all hazards” approach within mitigation planning and awareness.
Action Description	Protect Power Lines and Infrastructure
Goal	Prevention Property Protection Structural Mitigation
Hazards Addressed	Severe Wind
Local Planning Mechanism	Alabama Power
Estimated Time Frame for Completion	2020
Estimated Cost	Unknown
Funding Source	Federal/State/Local/Private
Priority/Status	High; Replaced This mitigation action has been replaced with a new action in order to streamline the plan, and to adopt the “all hazards” approach within mitigation planning and awareness
Action Description	Retrofit Public Buildings and Critical Facilities
Goal	Prevention Property Protection Structural Mitigation
Hazards Addressed	Severe Wind
Local Planning Mechanism	Mayor’s Office, Town Council, FEMA
Estimated Time Frame for Completion	2020
Estimated Cost	Unknown
Funding Source	Federal/State/Local/Private

Priority/Status	High; Replaced No action in past five years due to lack of funding. This mitigation action has been replaced with a new action in order to streamline the plan, and to adopt the “all hazards” approach within mitigation planning and awareness.
Action Description	Increase Severe Wind Risk Awareness
Goal	Public Education and Awareness
Hazards Addressed	Severe Wind
Local Planning Mechanism	Mayor’s Office, Town Council, JCEMA, AEMA, FEMA
Estimated Time Frame for Completion	2020
Estimated Cost	Unknown
Funding Source	Federal/State/Local/Private
Priority/Status	High; Completed; Replaced Severe Wind risk and hazard awareness is advertised annually via social media, website postings, and partnerships with the media. This mitigation action has been replaced with a new action in order to streamline the plan and to adopt the “all hazards” approach within mitigation planning and awareness.
Action Description	Assess Community Risk
Goal	Prevention
Hazards Addressed	Multiple Hazards
Local Planning Mechanism	Mayor’s Office, Town Council, JCEMA, AEMA, FEMA
Estimated Time Frame for Completion	2018
Estimated Cost	Unknown
Funding Source	Federal/State/Local/Private
Priority/Status	High; Completed

Action Description	Adopt Development Regulations in Hazard Areas
Goal	Prevention
Hazards Addressed	Multiple Hazards
Local Planning Mechanism	Mayor's Office, Town Council
Estimated Time Frame for Completion	2025
Estimated Cost	Unknown
Funding Source	Federal/State/Local/Private
Priority/Status	High; Ongoing
Action Description	Integrate Mitigation into Local Planning
Goal	Prevention
Hazards Addressed	Multiple Hazards
Local Planning Mechanism	Mayor's Office, Town Council, JCEMA
Estimated Time Frame for Completion	2018
Estimated Cost	Unknown
Funding Source	Federal/State/Local/Private
Priority/Status	High; Completed
Action Description	Monitor Mitigation Plan Implementation
Goal	Prevention
Hazards Addressed	Multiple Hazards
Local Planning Mechanism	Mayor's Office, Town Council, JCEMA
Estimated Time Frame for Completion	Annually
Estimated Cost	Unknown

Funding Source	Federal/State/Local/Private
Priority/Status	High; Yearly
Action Description	Add Outdoor Warning Sirens Inside Municipal Boundary
Goal	Emergency Services Public Education and Awareness
Hazards Addressed	Multiple Hazards
Local Planning Mechanism	Jefferson County Emergency Management Agency, Mayors office
Estimated Time Frame for Completion	Long Term
Estimated Cost	Unknown
Funding Source	Local, State, Federal
Priority/Status	New Action; High
Action Description	Build and/or Purchase Fabricated Saferooms And Place Inside Municipal Boundary
Goal	Prevention Emergency Services Public Education and Awareness Property Protection Structural Mitigation
Hazards Addressed	Multiple Hazards
Local Planning Mechanism	Mayor's Office, Jefferson County EMA
Estimated Time Frame for Completion	Long Term
Estimated Cost	Unknown
Funding Source	Local/ State/ Federal
Priority/Status	New; High
Action Description	Protect and/or Retrofit Critical Facilities and Infrastructure.

Goal	Prevention Property Protection Structural Mitigation
Hazards Addressed	All Hazards
Local Planning Mechanism	Mayor's Office, Jefferson County EMA
Estimated Time Frame for Completion	Annually
Estimated Cost	
Funding Source	FEMA/State/Local
Priority/Status	New; High; Yearly The previous mitigation plan had Protect Critical Facilities and Infrastructure for every individual hazard. This mitigation action replaces those actions in order to streamline the plan and to adopt the "all hazards" approach within mitigation planning.
Action Description	Protect and/or Retrofit Utility Infrastructure
Goal	Prevention Property Protection Structural Mitigation
Hazards Addressed	All Hazards
Local Planning Mechanism	Mayor's Office, Jefferson County EMA
Estimated Time Frame for Completion	Long Term
Estimated Cost	
Funding Source	FEMA/State/Local
Priority/Status	New; High; The previous mitigation plan had Protect and/or Retrofit Utility Infrastructure for every individual hazard. This mitigation action replaces those actions in order to streamline the plan and to adopt the "all hazards" approach within mitigation planning.

Action Description	Assess Vulnerability and Hazard Risk
Goal	Emergency Services Public Education and Awareness Prevention Property Protection Structural Mitigation
Hazards Addressed	Multiple Hazards
Local Planning Mechanism	Jefferson County Emergency Management Agency, Mayors Office
Estimated Time Frame for Completion	Long Term
Estimated Cost	Unknown
Funding Source	Local, State, Federal
Priority/Status	New; High
Action Description	Increase Hazard Awareness and Increase Preparedness Within the Home through campaigns, fairs, seminars, direct mailings, materials, public service announcements, and other means of communications
Goal	Emergency Services Public Education and Awareness Prevention
Hazards Addressed	Multiple Hazards
Local Planning Mechanism	Jefferson County Emergency Management Agency, Mayors Office, Fire Department
Estimated Time Frame for Completion	Long Term
Estimated Cost	Unknown
Funding Source	Local, State, Federal
Priority/Status	New; High; Ongoing
Action Description	Adopt and enforce building codes
Goal	Property Protection Structural Mitigation Prevention

Hazards Addressed	Multiple Hazards
Local Planning Mechanism	Jefferson County Emergency Management Agency, Mayors Office, Fire Department, Building Inspection, Engineering Department
Estimated Time Frame for Completion	Long Term
Estimated Cost	Unknown
Funding Source	Local, State, Federal
Priority/Status	New; Medium; Ongoing
Action Description	Assist Vulnerable Populations
Goal	Public Education and Awareness Prevention
Hazards Addressed	Multiple Hazards
Local Planning Mechanism	Jefferson County Emergency Management Agency, Mayors Office, Jefferson County VOAD
Estimated Time Frame for Completion	Long Term
Estimated Cost	Unknown
Funding Source	Local, State and Federal
Priority/Status	New; High; Ongoing
Action Description	Remove Existing buildings and infrastructure from hazard areas
Goal	Property Protection Structural Mitigation Prevention
Hazards Addressed	Multiple Hazards
Local Planning Mechanism	Jefferson County Emergency Management Agency, Mayors Office
Estimated Time Frame for Completion	Long Term
Estimated Cost	Unknown
Funding Source	Local, State, Federal

Priority/Status	New; Medium
Action Description	Reduce impacts to roadways and bridges
Goal	Emergency Services Structural Mitigation Prevention
Hazards Addressed	Multiple Hazards
Local Planning Mechanism	Jefferson County Emergency Management Agency, Mayors Office, Public Works, ALDOT
Estimated Time Frame for Completion	Long Term
Estimated Cost	Unknown
Funding Source	Local, State and Federal
Priority/Status	New; Medium
Action Description	Construct Hazard Resilient Facilities and Infrastructure in order to provide continuity of operations and government.
Goal	Emergency Services Property Protection Structural Mitigation Prevention
Hazards Addressed	Multiple Hazards
Local Planning Mechanism	Jefferson County Emergency Management Agency
Estimated Time Frame for Completion	Long Term
Estimated Cost	Unknown
Funding Source	Local, State and Federal
Priority/Status	New; Low

**Trussville's
Mitigation Action
Plan**

Action Description	Hazard Awareness Weeks
Goal	Public Education and Awareness
Hazards Addressed	All Hazards
Local Planning Mechanism	JCEMA, Media
Estimated Time Frame for Completion	Annually
Estimated Cost	Unknown
Funding Source	Federal/State/Local/Private
Priority/Status	High; Yearly; Completed Hazard awareness weeks are advertised via social media and websites in partnership with the Jefferson County EMA. This mitigation action has been replaced with a new action in order to streamline the plan and to adopt the “all hazards” approach within mitigation planning and awareness.

Action Description	Preparedness Handbooks, Brochures. Distribution of Severe Weather Guides, Homeowner's Retrofit Guide, Etc.
Goal	Public Education and Awareness
Hazards Addressed	All Hazards
Local Planning Mechanism	JCEMA, FEMA
Estimated Time Frame for Completion	Seasonal
Estimated Cost	Unknown
Funding Source	Federal/State/Local/Private
Priority/Status	High; Yearly; Replaced Brochures and information are provided to the public in various ways via the agency website, social media, and public engagement events. This mitigation action has been replaced with a new action in order to streamline the plan and to adopt the "all hazards" approach within mitigation planning and awareness.
Action Description	Regular Newspaper Articles.
Goal	Public Education and Awareness
Hazards Addressed	All Hazards
Local Planning Mechanism	Local news reporters/Birmingham News/Trussville Tribune
Estimated Time Frame for Completion	Seasonal
Estimated Cost	Unknown
Funding Source	Federal/State/Local/Private
Priority/Status	Medium; Quarterly No action in past five years due to lack of funding.

Action Description	Drills, Exercises in Homes, Workplaces, Classrooms, Etc.
Goal	Public Education and Awareness
Hazards Addressed	All Hazards
Local Planning Mechanism	Individuals, Employers, Schools, Fire Department
Estimated Time Frame for Completion	Semi-Annually
Estimated Cost	Unknown
Funding Source	Federal/State/Local/Private
Priority/Status	High; Semi-Annually These activities are encouraged through awareness weeks, via social media and agency websites. These activities are also required to occur within the jurisdictional school system.

Action Description	Everbridge Emergency Alert Notifications
Goal	Emergency Services Public Education and Awareness
Hazards Addressed	All Hazards
Local Planning Mechanism	Jefferson County Emergency Management Agency
Estimated Time Frame for Completion	Quarterly Drill with Mayors, Police Chiefs, And County Commissioners
Estimated Cost	Unknown
Funding Source	Federal/State/Local/Private
Priority/Status	High; Semi-Annually

Action Description	Hazard "Safety Fairs".
Goal	Public Education and Awareness
Hazards Addressed	All Hazards
Local Planning Mechanism	Fire Department, Jefferson County EMA
Estimated Time Frame for Completion	Booths Set Up at Different Public Events Annually
Estimated Cost	Unknown
Funding Source	Federal/State/Local/Private
Priority/Status	Medium; Yearly; Replaced These events occur annually, via visits to schools, community events, community groups and our large annual event also known as "Be Ready Day." This mitigation action has been replaced with a new action in order to streamline the plan and to adopt the "all hazards" approach within mitigation planning and awareness.
Action Description	Hazard Conferences, Seminars.
Goal	Public Education and Awareness
Hazards Addressed	All Hazards
Local Planning Mechanism	Jefferson County EMA
Estimated Time Frame for Completion	Ongoing, Send Out Training Information Using Local News and Community Flyers.
Estimated Cost	Unknown
Funding Source	Federal/State/Local/Private
Priority/Status	Medium; Ongoing; Replaced No action in past five years due to lack of funding. This mitigation action has been replaced with a new action in order to streamline the plan and to adopt the "all hazards" approach within mitigation planning and awareness.

Action Description	Direct Mailings
Goal	Public Education and Awareness
Hazards Addressed	All Hazards
Local Planning Mechanism	Jefferson County EMA
Estimated Time Frame for Completion	Annually, Mail Surveys Out to Update Hazard Mitigation Information
Estimated Cost	Unknown
Funding Source	Federal/State/Local/Private
Priority/Status	Low; Yearly No action in past five years due to lack of funding. This mitigation action has been replaced with a new action in order to streamline the plan and to adopt the “all hazards” approach within mitigation planning and awareness.
Action Description	Annual Correspondence with Residents Reminding Them of The Need to Be Hazard Prepared.
Goal	Public Education and Awareness
Hazards Addressed	All Hazards
Local Planning Mechanism	Jefferson County EMA
Estimated Time Frame for Completion	Annually
Estimated Cost	Unknown
Funding Source	Federal/State/Local/Private
Priority/Status	Medium; Yearly; Replaced Correspondence has been amplified via the use of social media platforms, and news media partnerships. This mitigation action has been replaced with a new action in order to streamline the plan and to adopt the “all hazards” approach within mitigation planning and awareness.

Action Description	Monitor Water Supply
Goal	Prevention Natural Resource Protection
Hazards Addressed	Drought
Local Planning Mechanism	USGS/Trussville Water
Estimated Time Frame for Completion	Continuously
Estimated Cost	Unknown
Funding Source	Federal/State/Local/Private
Priority/Status	Medium; Ongoing The Water supply is monitored via our partnerships with local utilities.
Action Description	Plan for Drought
Goal	Prevention Natural Resource Protection
Hazards Addressed	Drought
Local Planning Mechanism	Jefferson County EMA
Estimated Time Frame for Completion	2020
Estimated Cost	Unknown
Funding Source	Federal/State/Local/Private
Priority/Status	Medium; Completed Drought planning is done annually in partnership with the EMA.

Action Description	Retrofit Water Supply Systems.
Goal	Property Protection Natural Resource Protection Structural Mitigation
Hazards Addressed	Drought
Local Planning Mechanism	Trussville Water
Estimated Time Frame for Completion	Long Term
Estimated Cost	Unknown
Funding Source	Federal/State/Local/Private
Priority/Status	Low; Incomplete Some mitigation actions included in previous Hazard Mitigation Plans have not been completed due to attrition and lack of funding. These mitigation actions have been included in this Hazard Mitigation Plan to be implemented in the future.
Action Description	Enhance Landscaping and Design Measures.
Goal	Natural Resource Protection
Hazards Addressed	Drought
Local Planning Mechanism	Mayor and City Council
Estimated Time Frame for Completion	2025
Estimated Cost	Unknown
Funding Source	Federal/State/Local/Private
Priority/Status	Low No action in past five years due to lack of funding.

Action Description	Educate Residents on Water Saving Techniques.
Goal	Natural Resource Protection Public Education and Awareness
Hazards Addressed	Drought
Local Planning Mechanism	Jefferson County EMA, Media, Trussville Water, Mayor's Office
Estimated Time Frame for Completion	Semi-Annually
Estimated Cost	Unknown
Funding Source	Federal/State/Local/Private
Priority/Status	Low; Semi-Annually Water saving techniques are broadcasted and amplified when extended periods of low to no precipitation occurs. This information is published via social media, website, meetings and local partnerships with news media. This mitigation action has been replaced with a new action in order to streamline the plan and to adopt the "all hazards" approach within mitigation planning and awareness.
Action Description	Adopt and Enforce Building Codes.
Goal	Prevention Property Protection

Hazards Addressed	All Hazards
Local Planning Mechanism	Mayor, City Council
Estimated Time Frame for Completion	Long Term
Estimated Cost	Unknown
Funding Source	Federal/State/Local/Private
Priority/Status	High; Replaced The previous mitigation plan had adopt and enforce building codes for every individual hazard. This mitigation replaces that action in order to streamline the plan and to adopt the “all hazards” approach within mitigation planning.
Action Description	Incorporate Earthquake Mitigation into Local Planning.
Goal	Prevention
Hazards Addressed	Earthquakes
Local Planning Mechanism	Mayor’s Office, Jefferson County EMA
Estimated Time Frame for Completion	Annually
Estimated Cost	Unknown
Funding Source	Federal/State/Local/Private
Priority/Status	Medium; Yearly
Action Description	Map and Assess Community Vulnerability to Seismic Hazards.
Goal	Prevention
Hazards Addressed	Earthquakes

Local Planning Mechanism	USGS, Jefferson County EMA
Estimated Time Frame for Completion	2025
Estimated Cost	Unknown
Funding Source	Federal/State/Local/Private
Priority/Status	Low; Ongoing; Replaced Vulnerability to hazards is assessed on an annual basis through open sources data and partnership with Jefferson County EMA. Due to several actions assessing vulnerability, this mitigation action has been replaced with a new action in order to streamline the plan and to adopt the “all hazards” approach within mitigation planning and awareness.
Action Description	Conduct Inspections of Building Safety.
Goal	Prevention Property Protection
Hazards Addressed	Earthquakes
Local Planning Mechanism	Building Inspections
Estimated Time Frame for Completion	Long Terms
Estimated Cost	Unknown
Funding Source	Federal/State/Local/Private
Priority/Status	High; This action has not been completed due to lack of funding.
Action Description	Protect Critical Facilities and Infrastructure.
Goal	Property Protection Structural Mitigation
Hazards Addressed	Earthquakes

Local Planning Mechanism	Fire Department
Estimated Time Frame for Completion	Annually
Estimated Cost	Unknown
Funding Source	Federal/State/Local/Private
Priority/Status	High; Yearly; Ongoing The previous mitigation plan had Protect Critical Facilities and Infrastructure for every individual hazard. Another mitigation action replaces this current action in order to streamline the plan and to adopt the “all hazards” approach within mitigation planning.
Action Description	Implement Structural Mitigation Techniques.
Goal	Structural Mitigation
Hazards Addressed	Earthquakes
Local Planning Mechanism	Building Inspection
Estimated Time Frame for Completion	Long Term
Estimated Cost	Unknown
Funding Source	Federal/State/Local/Private
Priority/Status	Low: Incomplete This action has not been completed due to lack of funding.
Action Description	Increase Earthquake Risk Awareness.
Goal	Public Education and Awareness
Hazards Addressed	Earthquakes
Local Planning Mechanism	Jefferson County EMA

Estimated Time Frame for Completion	Provide FEMA's Information to Educate Local Citizens on A Semi-Annual Basis.
Estimated Cost	Unknown
Funding Source	Federal/State/Local/Private
Priority/Status	Low; Yearly; Replaced Earthquake awareness has been advertised via social media and website postings. This mitigation action has been replaced with a new action in order to streamline the plan and to adopt the "all hazards" approach within mitigation planning and awareness.
Action Description	Conduct Outreach to Builders, Architects, Engineers, And Inspectors.
Goal	Prevention Public Education and Awareness
Hazards Addressed	Earthquakes
Local Planning Mechanism	ICC, NFPA Code Officials
Estimated Time Frame for Completion	Long Term
Estimated Cost	Unknown
Funding Source	Federal/State/Local/Private
Priority/Status	Medium; ongoing This action has not been completed due to lack of funding.
Action Description	Provide Information on Structural and Non-Structural Retrofitting.
Goal	Property Protection Structural Mitigation Public Education and Awareness
Hazards Addressed	Earthquakes

Local Planning Mechanism	Building Inspection
Estimated Time Frame for Completion	2020
Estimated Cost	Unknown
Funding Source	Federal/State/Local/Private
Priority/Status	Low; Ongoing; Replaced This mitigation action has been replaced with a new action in order to streamline the plan and to adopt the “all hazards” approach within mitigation planning and awareness.
Action Description	Incorporate Flood Mitigation in Local Planning
Goal	Prevention
Hazards Addressed	Flooding
Local Planning Mechanism	Mayor’s Office, Flood Plain Manager
Estimated Time Frame for Completion	Annually
Estimated Cost	Unknown
Funding Source	Federal/State/Local/Private
Priority/Status	Medium; Yearly; Ongoing
Action Description	Form Partnerships to Support Floodplain Management.
Goal	Prevention Property Protection Natural Resource Protection
Hazards Addressed	Flooding

Local Planning Mechanism	RPCGB, Jefferson County EMA, Flood Plain Manager
Estimated Time Frame for Completion	Annually
Estimated Cost	Unknown
Funding Source	Federal/State/Local/Private
Priority/Status	Medium; Yearly
Action Description	Limit or Restrict Development in Floodplain Areas.
Goal	Prevention Property Protection Natural Resource Protection
Hazards Addressed	Flooding
Local Planning Mechanism	Mayor's Office
Estimated Time Frame for Completion	2025
Estimated Cost	Unknown.
Funding Source	Federal/State/Local/Private
Priority/Status	High The previous version of the hazard mitigation plan had an emphasis to manage development in each hazard area. A new mitigation action has been developed in order to streamline the plan and to adopt the "all hazards" approach within mitigation planning.
Action Description	Adopt and Enforce Building Codes and Development Standards.
Goal	Prevention Property Protection Structural Mitigation

Hazards Addressed	Flooding
Local Planning Mechanism	Building Inspections
Estimated Time Frame for Completion	Long Term
Estimated Cost	Unknown.
Funding Source	Federal/State/Local/Private
Priority/Status	High; Replaced The previous mitigation plan had adopt and enforce building codes for every individual hazard. A new mitigation action has been developed in order to streamline the plan and to adopt the “all hazards” approach within mitigation planning.
Action Description	Improve Stormwater Management Planning.
Goal	Prevention Property Protection Natural Resource Protection
Hazards Addressed	Flooding
Local Planning Mechanism	Health Department, Jefferson County EMA, EPA, ADEM, SWEMA
Estimated Time Frame for Completion	Annually
Estimated Cost	Unknown.
Funding Source	Federal/State/Local/Private
Priority/Status	High; Yearly
Action Description	Adopt Policies to Reduce Stormwater Runoff.

Goal	Prevention Property Protection Natural Resource Protection Structural Mitigation
Hazards Addressed	Flooding
Local Planning Mechanism	Building Inspections, Mayor's Office, City Council, Flood Plain Manager
Estimated Time Frame for Completion	Long Term
Estimated Cost	Unknown
Funding Source	Federal/State/Local/Private
Priority/Status	High; incomplete This action has not been completed due to lack of funding.
Action Description	Improve Flood Risk Assessment.
Goal	Prevention
Hazards Addressed	Flooding
Local Planning Mechanism	Mayor's Office, City Council
Estimated Time Frame for Completion	Long term
Estimated Cost	Unknown
Funding Source	Federal/State/Local/Private
Priority/Status	Low; ongoing This action has not been completed due to lack of funding.

Action Description	Join or Improve Compliance With NFIP
Goal	Prevention
Hazards Addressed	Flooding
Local Planning Mechanism	Mayor's Office
Estimated Time Frame for Completion	Annually
Estimated Cost	Unknown
Funding Source	Federal/State/Local/Private
Priority/Status	Low; Yearly; Maintain The City of Trussville is already apart of the NFIP.



Action Description	Manage the Floodplain Beyond Minimum Requirements.
Goal	Prevention Property Protection Natural Resource Protection
Hazards Addressed	Flooding
Local Planning Mechanism	Mayor's Office, City Council, Flood Plain Administrator
Estimated Time Frame for Completion	Long Term
Estimated Cost	Unknown
Funding Source	Federal/State/Local/Private
Priority/Status	Low; incomplete This action has not been completed due to lack of funding.

Action Description	Participate in CRS
Goal	Prevention
Hazards Addressed	Flooding
Local Planning Mechanism	Mayor's Office
Estimated Time Frame for Completion	2020
Estimated Cost	Unknown
Funding Source	Federal/State/Local/Private
Priority/Status	Low; Completed; Maintain

Action Description	Establish Local Funding Mechanisms for Flood Mitigation.
Goal	Prevention Property Protection Natural Resource Protection Structural Mitigation
Hazards Addressed	Flooding
Local Planning Mechanism	Flood Plain Administrator
Estimated Time Frame for Completion	Long Term
Estimated Cost	Unknown
Funding Source	Federal/State/Local/Private

Priority/Status	Low; Incomplete This action has not been completed due to lack of funding.
Action Description	Remove Existing Structures from Flood Hazard Areas.
Goal	Prevention Property Protection
Hazards Addressed	Flooding
Local Planning Mechanism	Building Inspections, Mayor, City Council
Estimated Time Frame for Completion	2025
Estimated Cost	Unknown
Funding Source	Federal/State/Local/Private
Priority/Status	Low This action has not been completed due to lack of funding.
Action Description	Improve Stormwater Drainage System Capacity.
Goal	Property Protection Structural Mitigation
Hazards Addressed	Flooding
Local Planning Mechanism	Public Works, Engineering Department
Estimated Time Frame for Completion	2025
Estimated Cost	Unknown
Funding Source	Federal/State/Local/Private

Priority/Status	Medium This action has not been completed due to lack of funding.
Action Description	Conduct Regular Maintenance of Drainage Systems and Flood Control Structures
Goal	Property Protection Natural Resource Protection Structural Mitigation
Hazards Addressed	Flooding
Local Planning Mechanism	Public Works, Jefferson County Environmental Services
Estimated Time Frame for Completion	Long Term
Estimated Cost	Unknown
Funding Source	Federal/State/Local/Private
Priority/Status	Medium; Continue to Maintain
Action Description	Elevate or Retrofit Structures and Utilities.
Goal	Prevention Property Protection Structural Mitigation
Hazards Addressed	Flooding
Local Planning Mechanism	Mayor's Office
Estimated Time Frame for Completion	2025

Estimated Cost	Unknown
Funding Source	FEDERAL/STATE/LOCAL/PRIVATE
Priority/Status	Low This mitigation action has been replaced with a new action in order to streamline the plan, and to adopt the “all hazards” approach within mitigation planning and awareness.
Action Description	Floodproof Residential and Non-Residential Structures
Goal	Prevention Property Protection Structural Mitigation
Hazards Addressed	Flooding
Local Planning Mechanism	Building Inspections
Estimated Time Frame for Completion	2025
Estimated Cost	Unknown
Funding Source	FEDERAL/STATE/LOCAL/PRIVATE
Priority/Status	Low This action has not been completed due to lack of funding.
Action Description	Protect Infrastructure
Goal	Prevention Property Protection Structural Mitigation
Hazards Addressed	Flooding
Local Planning Mechanism	Mayor’s Office

Estimated Time Frame for Completion	Annually
Estimated Cost	Unknown
Funding Source	FEDERAL/STATE/LOCAL/PRIVATE
Priority/Status	Medium; Yearly; Replaced The previous mitigation plan had Protect Critical Facilities and Infrastructure for every individual hazard. Another mitigation action replaces this current action in order to streamline the plan and to adopt the “all hazards” approach within mitigation planning.
Action Description	Protect Critical Facilities.
Goal	Prevention Property Protection Structural Mitigation
Hazards Addressed	Flooding
Local Planning Mechanism	Mayor’s Office
Estimated Time Frame for Completion	Annually
Estimated Cost	Unknown
Funding Source	FEDERAL/STATE/LOCAL/PRIVATE
Priority/Status	Medium; Yearly; Replaced No action in past five years due to lack of funding. This mitigation action has been replaced with a new action in order to streamline the plan, and to adopt the “all hazards” approach within mitigation planning and awareness.
Action Description	Construct Flood Control Measures.
Goal	Prevention
Hazards Addressed	Flooding

Local Planning Mechanism	Mayor's Office
Estimated Time Frame for Completion	2025
Estimated Cost	Unknown
Funding Source	FEDERAL/STATE/LOCAL/PRIVATE
Priority/Status	Medium; Ongoing No action in past five years due to lack of funding.
Action Description	Protect and Restore Natural Flood Mitigation Features
Goal	Natural Resource Protection Structural Mitigation
Hazards Addressed	Flooding
Local Planning Mechanism	Mayor's Office
Estimated Time Frame for Completion	2025
Estimated Cost	Unknown
Funding Source	FEDERAL/STATE/LOCAL/PRIVATE
Priority/Status	Medium; Ongoing No action in past five years due to lack of funding.
Action Description	Preserve Floodplains as Open Space.
Goal	Prevention Natural Resource Protection

Hazards Addressed	Flooding
Local Planning Mechanism	Mayor's Office
Estimated Time Frame for Completion	2025
Estimated Cost	Unknown
Funding Source	Federal/State/Local/Private
Priority/Status	Medium; Ongoing No action in past five years due to lack of funding.
Action Description	Increase Awareness of Flood Risk and Safety
Goal	Public Education and Awareness
Hazards Addressed	Flooding
Local Planning Mechanism	Jefferson County EMA
Estimated Time Frame for Completion	Annually
Estimated Cost	Unknown
Funding Source	Federal/State/Local/Private
Priority/Status	Low; Yearly; Replaced Flood Risk and Safety is advertised via social media and websites, as well as through partnerships with local media. This mitigation action has been replaced with a new action in order to streamline the plan and to adopt the "all hazards" approach within mitigation planning and awareness.
Action Description	Educate Property Owners About Flood Mitigation Techniques
Goal	Public Education and Awareness

Hazards Addressed	Flooding
Local Planning Mechanism	Jefferson County EMA
Estimated Time Frame for Completion	Annually
Estimated Cost	Unknown
Funding Source	FEDERAL/STATE/LOCAL/PRIVATE
Priority/Status	Low; Yearly; Replaced This mitigation action has been replaced with a new action in order to streamline the plan and to adopt the “all hazards” approach within mitigation planning and awareness.
Action Description	Map and Assess Vulnerability to Erosion
Goal	Prevention
Hazards Addressed	Landslides/Erosion
Local Planning Mechanism	USGS, Jefferson County EMA
Estimated Time Frame for Completion	2025
Estimated Cost	Unknown
Funding Source	Federal/State/Local/Private
Priority/Status	Medium Vulnerability to hazards is assessed on an annual basis through open sources data and partnership with Jefferson County EMA. Due to several actions assessing vulnerability, this mitigation action has been replaced with a new action in order to streamline the plan and to adopt the “all hazards” approach within mitigation planning and awareness.
Action Description	Manage Development in Erosion Hazard Areas
Goal	Prevention

Hazards Addressed	Landslides/Erosion
Local Planning Mechanism	Building Inspection, Engineering Department
Estimated Time Frame for Completion	2025
Estimated Cost	Unknown
Funding Source	Federal/State/Local/Private
Priority/Status	Medium; Replaced The previous version of the hazard mitigation plan had an emphasis to manage development in each hazard area. A new mitigation action has been developed in order to streamline the plan and to adopt the “all hazards” approach within mitigation planning.
Action Description	Promote or Require Site and Building Design Standards to Minimize Erosion Risk
Goal	Prevention Natural Resource Protection
Hazards Addressed	Landslides/Erosion
Local Planning Mechanism	Building Inspection, Engineering Department, Mayors Office, City Council
Estimated Time Frame for Completion	Long Term
Estimated Cost	Unknown
Funding Source	Federal/State/Local/Private
Priority/Status	Medium; Incomplete Some mitigation actions included in previous Hazard Mitigation Plans have not been completed due to attrition and lack of funding. These mitigation actions have been included in this Hazard Mitigation Plan to be implemented in the future.
Action Description	Remove Existing Buildings and Infrastructure from Erosion Hazard Areas

Goal	Prevention Property Protection Structural Mitigation
Hazards Addressed	Landslides/Erosion
Local Planning Mechanism	Building Inspection, Mayor's Office
Estimated Time Frame for Completion	2025
Estimated Cost	Unknown
Funding Source	Federal/State/Local/Private
Priority/Status	Low This action has not been completed due to lack of funding. This mitigation action has been replaced with a new action in order to streamline the plan and to adopt the "all hazards" approach within mitigation planning and awareness.
Action Description	Stabilize Erosion Hazard Areas
Goal	Prevention Property Protection Natural Resource Protection Structural Mitigation
Hazards Addressed	Landslides/Erosion
Local Planning Mechanism	Building Inspection
Estimated Time Frame for Completion	2025
Estimated Cost	Unknown
Funding Source	Private
Priority/Status	Low; Ongoing No action in past five years due to lack of funding.

Action Description	Increase Awareness of Erosion Hazards
Goal	Public Education and Awareness
Hazards Addressed	Landslides/Erosion
Local Planning Mechanism	Jefferson County EMA
Estimated Time Frame for Completion	Annually
Estimated Cost	Unknown
Funding Source	Federal/State/Local/Private/Private
Priority/Status	Low; Yearly Erosion hazard awareness is advertised annually via social media and agency websites. This mitigation action has been replaced with a new action in order to streamline the plan and to adopt the “all hazards” approach within mitigation planning and awareness.
Action Description	Map and Assess Vulnerability in Subsidence
Goal	Prevention
Hazards Addressed	Land Subsidence
Local Planning Mechanism	Jefferson County EMA
Estimated Time Frame for Completion	2025
Estimated Cost	Unknown
Funding Source	Federal/State/Local/Private
Priority/Status	Low Vulnerability to hazards is assessed on an annual basis through open sources data and partnership with Jefferson County EMA. Due to several actions assessing vulnerability, this mitigation action has been replaced with a new action in order to streamline the plan and to adopt the “all hazards” approach within mitigation planning and awareness.

Action Description	Manage Development in High-Risk Areas
Goal	Prevention
Hazards Addressed	Land Subsidence
Local Planning Mechanism	Building Inspection, Mayor's Office
Estimated Time Frame for Completion	2025
Estimated Cost	Unknown
Funding Source	Federal/State/Local/Private
Priority/Status	Medium; Ongoing No action in past five years due to lack of funding.
Action Description	Consider Subsidence in Building Design
Goal	Prevention
Hazards Addressed	Land Subsidence
Local Planning Mechanism	Building Inspection, City Engineer
Estimated Time Frame for Completion	2018
Estimated Cost	Unknown
Funding Source	Private
Priority/Status	Medium; Incomplete Some mitigation actions included in previous Hazard Mitigation Plans have not been completed due to attrition and lack of funding. These mitigation actions have been included in this Hazard Mitigation Plan to be implemented in the future.

Action Description	Monitor Subsidence Risk Factors
Goal	Prevention Natural Resource Protection
Hazards Addressed	Land Subsidence
Local Planning Mechanism	USGS
Estimated Time Frame for Completion	Annually
Estimated Cost	Unknown
Funding Source	Federal/State/Local/Private
Priority/Status	Low; Yearly
Action Description	Remove Existing Structures from Subsidence Hazard Areas
Goal	Property Protection Structural Mitigation
Hazards Addressed	Land Subsidence
Local Planning Mechanism	Building Inspection. Mayor's Office
Estimated Time Frame for Completion	2025
Estimated Cost	Unknown
Funding Source	FEDERAL/STATE/LOCAL/PRIVATE
Priority/Status	Low This action has not been completed due to lack of funding. This mitigation action has been replaced with a new action in order to streamline the plan and to adopt the "all hazards" approach within mitigation planning and awareness.

Action Description	Educate Residents About Subsidence
Goal	Public Education and Awareness
Hazards Addressed	Land Subsidence
Local Planning Mechanism	Jefferson County EMA
Estimated Time Frame for Completion	Annually
Estimated Cost	Unknown
Funding Source	Federal/State/Local/Private
Priority/Status	Low; Yearly Subsidence hazard awareness is advertised annually via social media, website postings, and partnerships with the media. This mitigation action has been replaced with a new action in order to streamline the plan and to adopt the “all hazards” approach within mitigation planning and awareness.

Action Description	Encourage Construction of Safe Rooms
Goal	Property Protection Structural Mitigation Public Education and Awareness
Hazards Addressed	Tornadoes
Local Planning Mechanism	Building Inspection. Mayor’s Office, Jefferson County EMA
Estimated Time Frame for Completion	Ongoing, most of the citizens rely on grant funds to construct safe rooms, some of the citizens have been listed on the wait list.
Estimated Cost	Unknown
Funding Source	State/Federal/State/Local/Private
Priority/Status	High; Ongoing

Action Description	Require Wind-Resistant Building Techniques
Goal	Prevention Property Protection
Hazards Addressed	Tornadoes
Local Planning Mechanism	Building Inspection, Mayor's Office
Estimated Time Frame for Completion	Long Term
Estimated Cost	Unknown
Funding Source	Federal/State/Local/Private
Priority/Status	Medium; incomplete This mitigation action has been replaced with a new action in order to streamline the plan and to adopt the "all hazards" approach within mitigation planning and awareness.
Action Description	Conduct Tornado Awareness Activities
Goal	Public Education and Awareness
Hazards Addressed	Tornadoes
Local Planning Mechanism	Jefferson County EMA
Estimated Time Frame for Completion	Ongoing, Annually
Estimated Cost	Unknown
Funding Source	Federal/State/Local/Private
Priority/Status	High; Ongoing Tornado hazard awareness is advertised annually via social media, website postings, and partnerships with the media. This mitigation action has been replaced with a new action in order to streamline the plan and to adopt the "all hazards" approach within mitigation planning and awareness.

Action Description	Map and Assess Vulnerability to Wildfire
Goal	Prevention Property Protection Natural Resource Protection
Hazards Addressed	Wildfires
Local Planning Mechanism	Fire Department
Estimated Time Frame for Completion	Annually
Estimated Cost	Unknown
Funding Source	Federal/State/Local/Private
Priority/Status	Low; Maintain Vulnerability to hazards is assessed on an annual basis through open sources data and partnership with Jefferson County EMA. Due to several actions assessing vulnerability, this mitigation action has been replaced with a new action in order to streamline the plan and to adopt the “all hazards” approach within mitigation planning and awareness.
Action Description	Incorporate Wildfire Mitigation in The Comprehensive Plan
Goal	Prevention Property Protection Natural Resource Protection
Hazards Addressed	Wildfires
Local Planning Mechanism	Fire Department, EMA
Estimated Time Frame for Completion	Mid Range
Estimated Cost	Unknown
Funding Source	Federal/State/Local/Private

Priority/Status	Low; Maintain Vulnerability to wildfires is addressed in the Jefferson County THIRA and the EOP.
Action Description	Reduce Risk Through Land Use Planning
Goal	Prevention
Hazards Addressed	Wildfires
Local Planning Mechanism	Mayor and City Council
Estimated Time Frame for Completion	Annually
Estimated Cost	Unknown
Funding Source	Federal/State/Local/Private
Priority/Status	Low; Yearly This action has not been completed due to lack of funding.
Action Description	Develop A Wildland-Urban Interface Code
Goal	Prevention
Hazards Addressed	Wildfires
Local Planning Mechanism	Building Inspection, Fire Department, NFPA
Estimated Time Frame for Completion	Long Term
Estimated Cost	Unknown
Funding Source	Federal/State/Local/Private

Priority/Status	Low; Incomplete Some mitigation actions included in previous Hazard Mitigation Plans have not been completed due to attrition and lack of funding. These mitigation actions have been included in this Hazard Mitigation Plan to be implemented in the future.
Action Description	Require or Encourage Fire Resistant Construction
Goal	Prevention Property Protection Structural Mitigation Public Education and Awareness
Hazards Addressed	Wildfires
Local Planning Mechanism	Building Inspection, Mayor, City Council
Estimated Time Frame for Completion	Annually
Estimated Cost	Unknown
Funding Source	Federal/State/Local/Private
Priority/Status	Low; Yearly This action has not been completed due to lack of funding.
Action Description	Retrofit At-Risk Structures with Ignition-Resistant Materials
Goal	Prevention Property Protection Structural Mitigation
Hazards Addressed	Wildfires
Local Planning Mechanism	Building Inspection

Estimated Time Frame for Completion	2025
Estimated Cost	Unknown
Funding Source	FEDERAL/STATE/LOCAL/PRIVATE
Priority/Status	Low This action has not been completed due to lack of funding.
Action Description	Create Defensible Space Around Structures and Infrastructure
Goal	Prevention Property Protection Natural Resource Protection Structural Mitigation
Hazards Addressed	Wildfires
Local Planning Mechanism	Building Inspection
Estimated Time Frame for Completion	Long range
Estimated Cost	Unknown
Funding Source	FEDERAL/STATE/LOCAL/PRIVATE
Priority/Status	Low; Ongoing This action has not been completed due to lack of funding.
Action Description	Conduct Maintenance to Reduce Risk
Goal	Prevention Property Protection Natural Resource Protection Structural Mitigation

Hazards Addressed	Wildfires
Local Planning Mechanism	Building Inspection
Estimated Time Frame for Completion	Annually
Estimated Cost	Unknown
Funding Source	Federal/State/Local/Private
Priority/Status	Low; Yearly This action has not been completed due to lack of funding.
Action Description	Implement A Fuels Management Program
Goal	Prevention Property Protection Natural Resource Protection
Hazards Addressed	Wildfires
Local Planning Mechanism	Building Inspection
Estimated Time Frame for Completion	Long Range
Estimated Cost	Unknown
Funding Source	Federal/State/Local/Private
Priority/Status	Low; Incomplete This action has not been completed due to lack of funding.
Action Description	Participate in Firewise Program

Goal	Prevention
Hazards Addressed	Wildfires
Local Planning Mechanism	Fire Department, Mayor, City Council
Estimated Time Frame for Completion	Annually
Estimated Cost	Unknown
Funding Source	Federal/State/Local/Private
Priority/Status	Low; Yearly This action has not been completed due to lack of funding.
Action Description	Increase Wildfire Risk Awareness
Goal	Public Education and Awareness
Hazards Addressed	Wildfires
Local Planning Mechanism	Fire Department
Estimated Time Frame for Completion	Annually
Estimated Cost	Unknown
Funding Source	Federal/State/Local/Private
Priority/Status	Low; Yearly; Replaced Wildfire hazard awareness is advertised annually via social media, website postings, and partnerships with the media. This mitigation action has been replaced with a new action in order to streamline the plan and to adopt the “all hazards” approach within mitigation planning and awareness.
Action Description	Educate Property Owners About Wildfire Mitigation Techniques
Goal	Public Education and Awareness

Hazards Addressed	Wildfires
Local Planning Mechanism	Fire Department
Estimated Time Frame for Completion	Annually
Estimated Cost	Unknown
Funding Source	Federal/State/Local/Private
Priority/Status	Low; Yearly; Replaced Wildfire mitigation techniques and hazard awareness is advertised annually via social media, website postings, and partnerships with the media. This mitigation action has been replaced with a new action in order to streamline the plan and to adopt the “all hazards” approach within mitigation planning and awareness.
Action Description	Adopt and Enforce Building Codes
Goal	Prevention Property Protection
Hazards Addressed	Winter Storms/Freezes
Local Planning Mechanism	Mayor and City Council
Estimated Time Frame for Completion	Annually
Estimated Cost	Unknown
Funding Source	Federal/State/Local/Private
Priority/Status	Low; Yearly; Replaced The previous mitigation plan had adopt and enforce building codes for every individual hazard. A new mitigation action has been developed in order to streamline the plan and to adopt the “all hazards” approach within mitigation planning.
Action Description	Protect Buildings and Infrastructure

Goal	Prevention Property Protection Structural Mitigation
Hazards Addressed	Winter Storms/Freezes
Local Planning Mechanism	Fire Department
Estimated Time Frame for Completion	Annually
Estimated Cost	Unknown
Funding Source	Federal/State/Local/Private
Priority/Status	High; Yearly; Replaced This mitigation action has been replaced with a new action in order to streamline the plan and to adopt the “all hazards” approach within mitigation planning and awareness.
Action Description	Protect Power Lines
Goal	Prevention Structural Mitigation
Hazards Addressed	Winter Storms/Freezes
Local Planning Mechanism	Alabama Power
Estimated Time Frame for Completion	Annually and As the Need Arises
Estimated Cost	Unknown
Funding Source	Private
Priority/Status	High; Yearly; Replaced

Action Description	Reduce Impacts to Roadways
Goal	Structural Mitigation
Hazards Addressed	Winter Storms/Freezes
Local Planning Mechanism	Public Works, ALDOT
Estimated Time Frame for Completion	Working with Alabama Department of Transportation
Estimated Cost	Unknown
Funding Source	Federal/State/Local/Private
Priority/Status	High; Replaced This mitigation action has been replaced with a new action in order to streamline the plan and to adopt the “all hazards” approach within mitigation planning and awareness.
Action Description	Conduct Winter Weather Risk Awareness Activities
Goal	Public Education and Awareness
Hazards Addressed	Winter Storms/Freezes
Local Planning Mechanism	Fire Department, Jefferson County EMA
Estimated Time Frame for Completion	Annually
Estimated Cost	Unknown
Funding Source	Federal/State/Local/Private
Priority/Status	Medium; Yearly; Replaced Winter Weather risk and hazard awareness is advertised annually via social media, website postings, and partnerships with the media. This mitigation action has been replaced with a new action in order to streamline the plan and to adopt the “all hazards” approach within mitigation planning and awareness.

Action Description	Assist Vulnerable Populations
Goal	Property Protection Public Education and Awareness
Hazards Addressed	Winter Storms/Freezes
Local Planning Mechanism	Mayor's Office, Fire Department, Police Department
Estimated Time Frame for Completion	Long Term
Estimated Cost	Unknown
Funding Source	Federal/State/Local/Private
Priority/Status	Medium; Ongoing Assisting vulnerable populations is done through our volunteer organizations active in disasters ad community groups. This mitigation action has been replaced with a new action in order to streamline the plan and to adopt the "all hazards" approach within mitigation planning and awareness.
Action Description	Reduce Urban Island Heat Effect
Goal	Prevention Property Protection Structural Mitigation
Hazards Addressed	Extreme Temperatures
Local Planning Mechanism	EMA, EPA, ADEM
Estimated Time Frame for Completion	2025
Estimated Cost	Unknown
Funding Source	Federal/State/Local/Private

Priority/Status	Low This mitigation action has been replaced with a new action in order to streamline the plan and to adopt the “all hazards” approach within mitigation planning and awareness.
Action Description	Increase Awareness of Extreme Temperature Risk and Safety
Goal	Public Education and Awareness
Hazards Addressed	Extreme Temperatures
Local Planning Mechanism	EMA, EPA, ADEM
Estimated Time Frame for Completion	Annually
Estimated Cost	Unknown
Funding Source	Federal/State/Local/Private
Priority/Status	Low; Yearly; Replaced Extreme Temperature hazard awareness is advertised annually via social media, website postings, and partnerships with the media. This mitigation action has been replaced with a new action in order to streamline the plan and to adopt the “all hazards” approach within mitigation planning and awareness.
Action Description	Assist Vulnerable Populations
Goal	Property Protection Public Education and Awareness
Hazards Addressed	Extreme Temperatures
Local Planning Mechanism	EMA, EPA, FEMA
Estimated Time Frame for Completion	Long Term
Estimated Cost	Unknown
Funding Source	Federal/State/Local/Private/Local

Priority/Status	Low; Ongoing; Replaced Assisting vulnerable populations is done through our volunteer organizations active in disasters ad community groups. This mitigation action has been replaced with a new action in order to streamline the plan and to adopt the “all hazards” approach within mitigation planning and awareness.
Action Description	Educate Property Owners About Freezing Pipes
Goal	Public Education and Awareness
Hazards Addressed	Extreme Temperatures
Local Planning Mechanism	EMA, EPA, FEMA
Estimated Time Frame for Completion	Ongoing; Seasonal
Estimated Cost	Unknown
Funding Source	Federal/State/Local/Private
Priority/Status	Low; Ongoing; Replaced Freezing pipe awareness falls under winter weather hazard awareness, and is advertised annually via social media, website postings, and partnerships with the media. This mitigation action has been replaced with a new action in order to streamline the plan and to adopt the “all hazards” approach within mitigation planning and awareness.
Action Description	Locate Safe Rooms to Minimize Damage
Goal	Property Protection
Hazards Addressed	Hail
Local Planning Mechanism	Jefferson County EMA
Estimated Time Frame for Completion	Long Term
Estimated Cost	Unknown
Funding Source	FEDERAL/STATE/LOCAL/PRIVATE

Priority/Status	Low; Complete All county wide saferooms are available via the Jefferson County EMA website. This includes a searchable tool to find the closest safe room near your location.
Action Description	Protect Buildings from Hail Damage
Goal	Prevention Property Protection Structural Mitigation
Hazards Addressed	Hail
Local Planning Mechanism	Building Inspection
Estimated Time Frame for Completion	Long Term
Estimated Cost	Unknown
Funding Source	FEDERAL/STATE/LOCAL/PRIVATE
Priority/Status	Low; Incomplete
Action Description	Increase Hail Risk Awareness
Goal	Public Education and Awareness
Hazards Addressed	Hail
Local Planning Mechanism	FEMA, NWS, EMA
Estimated Time Frame for Completion	Annually
Estimated Cost	Unknown
Funding Source	FEDERAL/STATE/LOCAL/PRIVATE

Priority/Status	Low; Yearly; Replaced Hail risk and hazard awareness is advertised annually via social media, website postings, and partnerships with the media. This mitigation action has been replaced with a new action in order to streamline the plan and to adopt the “all hazards” approach within mitigation planning and awareness.
-----------------	--

Action Description	Map and Assess Vulnerability to Landslides
Goal	Prevention
Hazards Addressed	Landslide
Local Planning Mechanism	USGS, FEMA
Estimated Time Frame for Completion	2025
Estimated Cost	Unknown
Funding Source	Federal/State/Local/Private
Priority/Status	Low; Ongoing Vulnerability to hazards is assessed on an annual basis through open sources data and partnership with Jefferson County EMA. Due to several actions assessing vulnerability, this mitigation action has been replaced with a new action in order to streamline the plan and to adopt the “all hazards” approach within mitigation planning and awareness.

Action Description	Manage Development in Landslide Hazard Areas
Goal	Prevention
Hazards Addressed	Landslide
Local Planning Mechanism	Building Inspection, Mayor’s Office, Engineering Department
Estimated Time Frame for Completion	2025
Estimated Cost	Unknown
Funding Source	Federal/State/Local/Private

Priority/Status	Low; Replaced The previous version of the hazard mitigation plan had an emphasis to manage development in each hazard area. A new mitigation action has been developed in order to streamline the plan and to adopt the “all hazards” approach within mitigation planning.
Action Description	Prevent Impacts to Roadways
Goal	Prevention Structural Mitigation
Hazards Addressed	Landslide
Local Planning Mechanism	Public Works, ALDOT
Estimated Time Frame for Completion	2025
Estimated Cost	Unknown
Funding Source	Federal/State/Local/Private
Priority/Status	Low;Replaced
Action Description	Remove Existing Buildings and Infrastructure from Landslide Hazard Areas
Goal	Property Protection Structural Mitigation
Hazards Addressed	Landslide
Local Planning Mechanism	Mayor’s Office
Estimated Time Frame for Completion	2025
Estimated Cost	Unknown

Funding Source	FEDERAL/STATE/LOCAL/PRIVATE
Priority/Status	<p>Low</p> <p>This action has not been completed due to lack of funding.</p> <p>This mitigation action has been replaced with a new action in order to streamline the plan and to adopt the “all hazards” approach within mitigation planning and awareness.</p>

Action Description	Protect Critical Facilities and Equipment
Goal	Property Protection Structural Mitigation
Hazards Addressed	Lightning
Local Planning Mechanism	Alabama Power
Estimated Time Frame for Completion	Long Term
Estimated Cost	Unknown
Funding Source	Federal/State/Local/Private
Priority/Status	Medium; Replaced No action in past five years due to lack of funding. This mitigation action has been replaced with a new action in order to streamline the plan, and to adopt the “all hazards” approach within mitigation planning and awareness.
Action Description	Conduct Lightning Awareness Programs
Goal	Public Education and Awareness

Hazards Addressed	Lightning
Local Planning Mechanism	Jefferson County EMA
Estimated Time Frame for Completion	Long Term
Estimated Cost	Unknown
Funding Source	Federal/State/Local/Private
Priority/Status	Low; Ongoing; Replaced Lightning hazard awareness is advertised annually via social media, website postings, and partnerships with the media. This mitigation action has been replaced with a new action in order to streamline the plan and to adopt the “all hazards” approach within mitigation planning and awareness.

Mitigation Action

Action Description	Adopt and Enforce Building Codes
Goal	Prevention Property Protection
Hazards Addressed	Severe Wind
Local Planning Mechanism	Building Inspection
Estimated Time Frame for Completion	Long Term
Estimated Cost	Unknown
Funding Source	Federal/State/Local/Private
Priority/Status	High; Ongoing; Replaced The previous mitigation plan had adopt and enforce building codes for every individual hazard. A new mitigation action has been developed in order to streamline the plan and to adopt the “all hazards” approach within mitigation planning.

Mitigation Action

Action Description	Promote or Require Site and Building Design Standards to Minimize Wind Damage
Goal	Prevention Property Protection

Hazards Addressed	Severe Wind
Local Planning Mechanism	Building Inspection
Estimated Time Frame for Completion	Long Term
Estimated Cost	Unknown
Funding Source	Federal/State/Local/Private
Priority/Status	Medium; Incomplete; Ongoing
Action Description	Assess Vulnerability to Severe Wind
Goal	Prevention
Hazards Addressed	Severe Wind
Local Planning Mechanism	Building Inspection
Estimated Time Frame for Completion	Long Term
Estimated Cost	Unknown
Funding Source	Federal/State/Local/Private
Priority/Status	Low; Ongoing; Complete
	Vulnerability to hazards is assessed on an annual basis through open sources data and partnership with Jefferson County EMA. Due to several actions assessing vulnerability, this mitigation action has been replaced with a new action in order to streamline the plan and to adopt the “all hazards” approach within mitigation planning and awareness.
Action Description	Protect Power Lines and Infrastructure
Goal	Prevention Property Protection Structural Mitigation

Hazards Addressed	Severe Wind
Local Planning Mechanism	Building Inspection
Estimated Time Frame for Completion	Long Term
Estimated Cost	Unknown
Funding Source	Federal/State/Local/Private
Priority/Status	Low; Replaced No action in past five years due to lack of funding. This mitigation action has been replaced with a new action in order to streamline the plan, and to adopt the “all hazards” approach within mitigation planning and awareness.ele
Action Description	Retrofit Residential Buildings
Goal	Prevention Property Protection Structural Mitigation
Hazards Addressed	Severe Wind
Local Planning Mechanism	Building Inspection
Estimated Time Frame for Completion	Long Term
Estimated Cost	Unknown
Funding Source	Private
Priority/Status	Low; Ongoing No action in past five years due to lack of funding.

Action Description	Retrofit Public Buildings and Critical Facilities
Goal	Prevention Property Protection Structural Mitigation
Hazards Addressed	Severe Wind
Local Planning Mechanism	Building Inspection
Estimated Time Frame for Completion	2025
Estimated Cost	Unknown
Funding Source	Federal/State/Local/Private
Priority/Status	Low; Replaced No action in past five years due to lack of funding. This mitigation action has been replaced with a new action in order to streamline the plan, and to adopt the “all hazards” approach within mitigation planning and awareness.
Action Description	Increase Severe Wind Risk Awareness
Goal	Public Education and Awareness
Hazards Addressed	Jefferson County EMA
Local Planning Mechanism	Mayor’s Office
Estimated Time Frame for Completion	2017
Estimated Cost	Unknown
Funding Source	FEDERAL/STATE/LOCAL/PRIVATE
Priority/Status	Low; Completed Severe Wind risk and hazard awareness is advertised annually via social media, website postings, and partnerships with the media. This mitigation action has been replaced with a new action in order to streamline the plan and to adopt the “all hazards” approach within mitigation planning and awareness.

Action Description	Assess Community Risk
Goal	Prevention
Hazards Addressed	Multiple Hazards
Local Planning Mechanism	Fire Department, Jefferson County EMA
Estimated Time Frame for Completion	2018
Estimated Cost	Unknown
Funding Source	Federal/State/Local/Private
Priority/Status	High; Completed
Action Description	Map Community Risk
Goal	Prevention
Hazards Addressed	Multiple Hazards
Local Planning Mechanism	Mayor's Office
Estimated Time Frame for Completion	Long Term
Estimated Cost	Unknown
Funding Source	Federal/State/Local/Private/Local
Priority/Status	Medium; Ongoing

Action Description	Prevent and/or Manage Development in Hazard Areas
Goal	Prevention
Hazards Addressed	Multiple Hazards
Local Planning Mechanism	Building Inspection, Mayor's Office
Estimated Time Frame for Completion	Long Term
Estimated Cost	Unknown
Funding Source	Federal/State/Local/Private
Priority/Status	Medium; New; Ongoing This mitigation action replaces all prior actions pertaining to development in hazard areas. This includes development in areas within a floodplain.
Action Description	Adopt Development Regulations in Hazard Areas
Goal	Prevention
Hazards Addressed	Multiple Hazards
Local Planning Mechanism	Building Inspection, Mayor's Office
Estimated Time Frame for Completion	2025
Estimated Cost	Unknown
Funding Source	Federal/State/Local/Private
Priority/Status	Medium; Ongoing

Action Description	Limit Density in Hazard Areas
Goal	Prevention
Hazards Addressed	Multiple Hazards
Local Planning Mechanism	Building Inspection, Mayor's Office
Estimated Time Frame for Completion	2025
Estimated Cost	Unknown
Funding Source	Federal/State/Local/Private
Priority/Status	Medium; Ongoing

Action Description	Integrate Mitigation into Local Planning
Goal	Prevention
Hazards Addressed	Multiple Hazards
Local Planning Mechanism	Building Inspection, Mayor's Office
Estimated Time Frame for Completion	2016
Estimated Cost	Unknown
Funding Source	Federal/State/Local/Private
Priority/Status	Medium; Completed

Action Description	Strengthen Land Use Regulations
Goal	Prevention
Hazards Addressed	Multiple Hazards
Local Planning Mechanism	Building Inspection, Mayor's Office
Estimated Time Frame for Completion	Long Term
Estimated Cost	Unknown
Funding Source	Federal/State/Local/Private
Priority/Status	Medium; Incomplete This action hasn't been completed due to the lack of funding.
Action Description	Adopt and Enforce Building Codes
Goal	Prevention Property Protection
Hazards Addressed	Multiple Hazards
Local Planning Mechanism	Building Inspections
Estimated Time Frame for Completion	2020
Estimated Cost	Unknown
Funding Source	Federal/State/Local/Private
Priority/Status	High; Replaced The previous mitigation plan had adopt and enforce building codes for every individual hazard. A new mitigation action has been developed in order to streamline the plan and to adopt the "all hazards" approach within mitigation planning.

Action Description	Create Local Funding Mechanisms for Hazard Mitigation
Goal	Prevention
Hazards Addressed	Multiple Hazards
Local Planning Mechanism	Mayor's Office
Estimated Time Frame for Completion	Long Term
Estimated Cost	Unknown
Funding Source	Federal/State/Local/Private
Priority/Status	Low; incomplete This action has not been completed due to lack of funding.
Action Description	Incentivize Hazard Mitigation
Goal	Prevention
Hazards Addressed	Multiple Hazards
Local Planning Mechanism	Mayor's Office, FEMA
Estimated Time Frame for Completion	2020
Estimated Cost	Unknown
Funding Source	Private
Priority/Status	Low; This action has not been completed due to lack of funding.

Action Description	Monitor Mitigation Plan Implementation
Goal	Prevention
Hazards Addressed	Multiple Hazards
Local Planning Mechanism	Mayor's Office
Estimated Time Frame for Completion	Annually
Estimated Cost	Unknown
Funding Source	Federal/State/Local/Private
Priority/Status	Low; Yearly

Action Description	Protect Structures
Goal	Prevention Property Protection Structural Mitigation
Hazards Addressed	Multiple Hazards
Local Planning Mechanism	Building Inspection, Fire Department
Estimated Time Frame for Completion	2025
Estimated Cost	Unknown
Funding Source	Federal/State/Local/Private

Priority/Status	High; Replaced No action in past five years due to lack of funding. This mitigation action has been replaced with a new action in order to streamline the plan, and to adopt the “all hazards” approach within mitigation planning and awareness.
Action Description	Protect Infrastructure and Critical Facilities
Goal	Property Protection Structural Mitigation
Hazards Addressed	Multiple Hazards
Local Planning Mechanism	Building Inspection, Fire Department
Estimated Time Frame for Completion	2025
Estimated Cost	Unknown
Funding Source	Federal/State/Local/Private
Priority/Status	High; Replaced No action in past five years due to lack of funding. This mitigation action has been replaced with a new action in order to streamline the plan, and to adopt the “all hazards” approach within mitigation planning and awareness.
Action Description	Increase Hazard Education and Risk Awareness
Goal	Public Education and Awareness
Hazards Addressed	Multiple Hazards

Local Planning Mechanism	Mayor's Office
Estimated Time Frame for Completion	2017
Estimated Cost	Unknown
Funding Source	FEDERAL/STATE/LOCAL/PRIVATE
Priority/Status	Medium; Replaced This mitigation action has been replaced with a new action in order to streamline the plan, and to adopt the "all hazards" approach within mitigation planning and awareness.
Action Description	Improve Household Disaster Preparedness
Goal	Public Education and Awareness
Hazards Addressed	Multiple Hazards
Local Planning Mechanism	Mayor's Office
Estimated Time Frame for Completion	2017
Estimated Cost	Unknown
Funding Source	FEDERAL/STATE/LOCAL/PRIVATE
Priority/Status	Medium; Replaced This mitigation action has been replaced with a new action in order to streamline the plan, and to adopt the "all hazards" approach within mitigation planning and awareness.
Action Description	Promote Private Mitigation Efforts
Goal	Public Education and Awareness
Hazards Addressed	Multiple Hazards

Local Planning Mechanism	Mayor's Office, Jefferson County EMA
Estimated Time Frame for Completion	2017
Estimated Cost	Unknown
Funding Source	FEDERAL/STATE/LOCAL/PRIVATE
Priority/Status	Medium; incomplete No action in past five years due to lack of funding.
Action Description	Add Outdoor Warning Sirens Inside Municipal Boundary
Goal	Emergency Services Public Education and Awareness
Hazards Addressed	Multiple Hazards
Local Planning Mechanism	Jefferson County Emergency Management Agency, Mayors office
Estimated Time Frame for Completion	Long Term
Estimated Cost	Unknown
Funding Source	Federal/State/Local/Private
Priority/Status	New Action; High
Action Description	Build and/or Purchase Fabricated Saferooms And Place Inside Municipal Boundary

Goal	Prevention Emergency Services Public Education and Awareness Property Protection Structural Mitigation
Hazards Addressed	Multiple Hazards
Local Planning Mechanism	Mayor's Office, Jefferson County EMA
Estimated Time Frame for Completion	Long Term
Estimated Cost	Unknown
Funding Source	Federal/State/Local/Private
Priority/Status	New; High
Action Description	Protect and/or Retrofit Critical Facilities and Infrastructure.
Goal	Prevention Property Protection Structural Mitigation
Hazards Addressed	All Hazards
Local Planning Mechanism	Mayor's Office, Jefferson County EMA
Estimated Time Frame for Completion	Annually
Estimated Cost	Unknown
Funding Source	Federal/State/Local/Private
Priority/Status	New; High; Yearly The previous mitigation plan had Protect Critical Facilities and Infrastructure for every individual hazard. This mitigation action replaces those actions in order to streamline the plan and to adopt the "all hazards" approach within mitigation planning.

Action Description	Protect and/or Retrofit Utility Infrastructure
Goal	Prevention Property Protection Structural Mitigation
Hazards Addressed	All Hazards
Local Planning Mechanism	Mayor's Office, Jefferson County EMA
Estimated Time Frame for Completion	Long Term
Estimated Cost	Unknown
Funding Source	Federal/State/Local/Private
Priority/Status	New; High; The previous mitigation plan had Protect and/or Retrofit Utility Infrastructure for every individual hazard. This mitigation action replaces those actions in order to streamline the plan and to adopt the "all hazards" approach within mitigation planning.
Action Description	Assess Vulnerability and Hazard Risk
Goal	Emergency Services Public Education and Awareness Prevention Property Protection Structural Mitigation
Hazards Addressed	Multiple Hazards
Local Planning Mechanism	Jefferson County Emergency Management Agency, Mayors Office
Estimated Time Frame for Completion	Long Term
Estimated Cost	Unknown
Funding Source	Federal/State/Local/Private

Priority/Status	New; High
-----------------	-----------

Action Description	Increase Hazard Awareness and Increase Preparedness Within the Home through campaigns, fairs, seminars, direct mailings, materials, public service announcements, and other means of communications
Goal	Emergency Services Public Education and Awareness Prevention
Hazards Addressed	Multiple Hazards
Local Planning Mechanism	Jefferson County Emergency Management Agency, Mayors Office, Fire Department
Estimated Time Frame for Completion	Long Term
Estimated Cost	Unknown
Funding Source	Federal/State/Local/Private
Priority/Status	New; High; Ongoing

Trussville	
Action Description	Adopt and enforce building codes
Goal	Property Protection Structural Mitigation Prevention
Hazards Addressed	Multiple Hazards
Local Planning Mechanism	Jefferson County Emergency Management Agency, Mayors Office, Fire Department, Building Inspection, Engineering Department

Estimated Time Frame for Completion	Long Term
Estimated Cost	Unknown
Funding Source	Federal/State/Local/Private
Priority/Status	New; Medium; Ongoing
Action Description	Assist Vulnerable Populations
Goal	Public Education and Awareness Prevention
Hazards Addressed	Multiple Hazards
Local Planning Mechanism	Jefferson County Emergency Management Agency, Mayors Office, Jefferson County VOAD
Estimated Time Frame for Completion	Long Term
Estimated Cost	Unknown
Funding Source	Federal/State/Local/Private
Priority/Status	New; High; Ongoing
Action Description	Remove Existing buildings and infrastructure from hazard areas
Goal	Property Protection Structural Mitigation Prevention
Hazards Addressed	Multiple Hazards

Local Planning Mechanism	Jefferson County Emergency Management Agency, Mayors Office
Estimated Time Frame for Completion	Long Term
Estimated Cost	Unknown
Funding Source	Federal/State/Local/Private
Priority/Status	New; Medium
Action Description	Reduce impacts to roadways and bridges
Goal	Emergency Services Structural Mitigation Prevention
Hazards Addressed	Multiple Hazards
Local Planning Mechanism	Jefferson County Emergency Management Agency, Mayors Office, Public Works, ALDOT
Estimated Time Frame for Completion	Long Term
Estimated Cost	Unknown
Funding Source	Federal/State/Local/Private
Priority/Status	New; Medium
Action Description	Construct Hazard Resilient Facilities and Infrastructure in order to provide continuity of operations and government.

Goal	Emergency Services Property Protection Structural Mitigation Prevention
Hazards Addressed	Multiple Hazards
Local Planning Mechanism	Jefferson County Emergency Management Agency
Estimated Time Frame for Completion	Long Term
Estimated Cost	Unknown
Funding Source	Federal/State/Local/Private
Priority/Status	New; Low

**Vestavia Hills'
Mitigation Action
Plan**

Action Description	Hazard Awareness Weeks
Goal	Public Education and Awareness
Hazards Addressed	All Hazards
Local Planning Mechanism	Fire Department, Police Department
Estimated Time Frame for Completion	Annually
Estimated Cost	No Additional Cost
Funding Source	Local
Priority/Status	Medium; Yearly; Replaced Hazard awareness weeks are advertised via social media and websites in partnership with the Jefferson County EMA. This mitigation action has been replaced with a new action in order to streamline the plan and to adopt the “all hazards” approach within mitigation planning and awareness.

Action Description	Preparedness Handbooks, Brochures. Distribution of Severe Weather Guides, Homeowner’s Retrofit Guide, Etc.
Goal	Public Education and Awareness
Hazards Addressed	All Hazards
Local Planning Mechanism	Fire Department, Police Department, Building Safety
Estimated Time Frame for Completion	Seasonally
Estimated Cost	No Additional Cost
Funding Source	Local
Priority/Status	Medium; Yearly; Replaced Brochures and information are provided to the public in various ways via the agency website, social media, and public engagement events. This mitigation action has been replaced with a new action in order to streamline the plan and to adopt the “all hazards” approach within mitigation planning and awareness

Action Description	Regular Newspaper Articles
Goal	Public Education and Awareness
Hazards Addressed	All Hazards
Local Planning Mechanism	Fire Department, Police Department
Estimated Time Frame for Completion	Quarterly news letter
Estimated Cost	No Additional Cost
Funding Source	Local
Priority/Status	Medium; Yearly No action in past five years due to lack of funding.

Action Description	Emergency Preparedness Education Programs for Schools.
Goal	Public Education and Awareness
Hazards Addressed	All Hazards
Local Planning Mechanism	Fire Department, Police Department
Estimated Time Frame for Completion	Ongoing, Annually September
Estimated Cost	No Additional Cost
Funding Source	Local
Priority/Status	Medium; Yearly

Action Description	Drills, Exercises in Homes, Workplaces, Classrooms, Etc.
Goal	Public Education and Awareness
Hazards Addressed	All Hazards
Local Planning Mechanism	Fire Department, Police Department
Estimated Time Frame for Completion	Ongoing, Semi-Annually
Estimated Cost	No Additional Cost
Funding Source	Local
Priority/Status	Medium; Yearly These activities are encouraged through awareness weeks, via social media and agency websites. These activities are also required to occur within the jurisdictional school system

Action Description	Everbridge Emergency Alert Notifications
Goal	Emergency Services Public Education and Awareness
Hazards Addressed	All Hazards
Local Planning Mechanism	Fire Department, Police Department
Estimated Time Frame for Completion	Quarterly Drill with Mayors, Police Chiefs, And County Commissioners
Estimated Cost	No Additional Cost
Funding Source	Local
Priority/Status	Medium; Yearly
Action Description	Hazard "Safety Fairs".
Goal	Public Education and Awareness
Hazards Addressed	All Hazards
Local Planning Mechanism	Fire Department, Police Department
Estimated Time Frame for Completion	Booths Set Up at Different Public Events Annually
Estimated Cost	No Additional Cost
Funding Source	Local
Priority/Status	Medium; Yearly; Replaced These events occur annually, via visits to schools, community events, community groups and our large annual event also known as "Be Ready Day." This mitigation action has been replaced with a new action in order to streamline the plan and to adopt the "all hazards" approach within mitigation planning and awareness.

Action Description	Hazard Conferences, Seminars.
Goal	Public Education and Awareness
Hazards Addressed	All Hazards
Local Planning Mechanism	Fire Department, Police Department
Estimated Time Frame for Completion	Ongoing, Send Out Training Information Using Local News and Community Flyers.
Estimated Cost	No Additional Cost
Funding Source	Local
Priority/Status	Medium; Ongoing; Replaced No action in past five years due to lack of funding. This mitigation action has been replaced with a new action in order to streamline the plan and to adopt the “all hazards” approach within mitigation planning and awareness.
Action Description	Direct Mailings
Goal	Public Education and Awareness
Hazards Addressed	All Hazards
Local Planning Mechanism	Mayor’s Office
Estimated Time Frame for Completion	Annually, Mail Surveys Out to Update Hazard Mitigation Information
Estimated Cost	No Additional Cost
Funding Source	Local
Priority/Status	Medium; Yearly

Action Description	Use of Social Media
Goal	Public Education and Awareness
Hazards Addressed	All Hazards
Local Planning Mechanism	Fire Department, Police Department
Estimated Time Frame for Completion	Quarterly, as needed
Estimated Cost	No Additional Cost
Funding Source	Local
Priority/Status	High; Ongoing



Action Description	Assess Vulnerability to Drought Risk
Goal	Prevention Natural Resource Protection
Hazards Addressed	Drought
Local Planning Mechanism	Engineering
Estimated Time Frame for Completion	2020
Estimated Cost	No Additional Cost
Funding Source	Local
Priority/Status	Medium; Completed

Action Description	Monitor Drought Conditions
Goal	Prevention Natural Resource Protection
Hazards Addressed	Droughts
Local Planning Mechanism	Engineering
Estimated Time Frame for Completion	Seasonally
Estimated Cost	No Additional Cost
Funding Source	Local
Priority/Status	Medium; Yearly
Action Description	Monitor Water Supply
Goal	Prevention Natural Resource Protection
Hazards Addressed	Drought
Local Planning Mechanism	BWWB
Estimated Time Frame for Completion	Continuously
Estimated Cost	
Funding Source	Private
Priority/Status	High; Ongoing The Water supply is monitored via our partnerships with local utilities

Action Description	Plan for Drought
Goal	Prevention Natural Resource Protection
Hazards Addressed	Drought
Local Planning Mechanism	Engineering
Estimated Time Frame for Completion	2020
Estimated Cost	No Additional Cost
Funding Source	Local
Priority/Status	Medium; Completed Drought planning is done annually in partnership with the EMA.
Action Description	Require Water Conservation During Drought Conditions.
Goal	Prevention Natural Resource Protection
Hazards Addressed	Drought
Local Planning Mechanism	City Council
Estimated Time Frame for Completion	Annually
Estimated Cost	
Funding Source	Local
Priority/Status	High; Yearly

Action Description	Retrofit Water Supply Systems.
Goal	Property Protection Natural Resource Protection Structural Mitigation
Hazards Addressed	Drought
Local Planning Mechanism	BWWB
Estimated Time Frame for Completion	2025
Estimated Cost	
Funding Source	Private
Priority/Status	Low; Incomplete No action in past five years due to lack of funding. The time frame on this action has been extended in order to see completion.
Action Description	Adopt and Enforce Building Codes.
Goal	Prevention Property Protection
Hazards Addressed	Earthquakes
Local Planning Mechanism	City Council, Building Safety
Estimated Time Frame for Completion	2020
Estimated Cost	No Additional Cost
Funding Source	Local
Priority/Status	High; Replaced The previous mitigation plan had adopt and enforce building codes for every individual hazard. . This mitigation action has been replaced with a new action in order to streamline the plan and to adopt the “all hazards” approach within mitigation planning and awareness.

Action Description	Incorporate Earthquake Mitigation into Local Planning.
Goal	Prevention
Hazards Addressed	Earthquakes
Local Planning Mechanism	Building Safety
Estimated Time Frame for Completion	Annually
Estimated Cost	No Additional Cost
Funding Source	Local
Priority/Status	Low; Yearly
Action Description	Map and Assess Community Vulnerability to Seismic Hazards.
Goal	Prevention
Hazards Addressed	Earthquakes
Local Planning Mechanism	GIS
Estimated Time Frame for Completion	2025
Estimated Cost	No Additional Cost
Funding Source	Local
Priority/Status	Low; Ongoing

Action Description	Conduct Inspections of Building Safety.
Goal	Prevention Property Protection
Hazards Addressed	Earthquakes
Local Planning Mechanism	Building Safety
Estimated Time Frame for Completion	Long Term
Estimated Cost	No Additional Cost
Funding Source	Local
Priority/Status	High; Ongoing This action has not been completed due to lack of funding. Though inspections are completed annually, the timeframe and status has changed to improve the inspection process as well as maintain prior inspections.
Action Description	Protect Critical Facilities and Infrastructure.
Goal	Property Protection Structural Mitigation
Hazards Addressed	Earthquakes
Local Planning Mechanism	Building Safety
Estimated Time Frame for Completion	Ongoing, Annually
Estimated Cost	No Additional Cost
Funding Source	Local
Priority/Status	High; Yearly; Replaced The previous mitigation plan had Protect Critical Facilities and Infrastructure for every individual hazard. Another mitigation action replaces this current action in order to streamline the plan and to adopt the “all hazards” approach within mitigation planning.

Action Description	Implement Structural Mitigation Techniques.
Goal	Structural Mitigation
Hazards Addressed	Earthquakes
Local Planning Mechanism	Building Safety
Estimated Time Frame for Completion	2025
Estimated Cost	No Additional Cost
Funding Source	Local
Priority/Status	High; Incomplete This action has not been completed due to lack of funding. The timeframe on this action has been extended to ensure completion.
Action Description	Increase Earthquake Risk Awareness.
Goal	Public Education and Awareness
Hazards Addressed	Earthquakes
Local Planning Mechanism	Building Safety
Estimated Time Frame for Completion	Provide FEMA's Information to Educate Local Citizens on A Semi-Annual Basis.
Estimated Cost	\$300
Funding Source	Local
Priority/Status	Low; Yearly; Replaced Earthquake awareness has been advertised via social media and website postings. This mitigation action has been replaced with a new action in order to streamline the plan and to adopt the "all hazards" approach within mitigation planning and awareness.

Action Description	Conduct Outreach to Builders, Architects, Engineers, And Inspectors.
Goal	Prevention Public Education and Awareness
Hazards Addressed	Earthquakes
Local Planning Mechanism	Building Safety
Estimated Time Frame for Completion	Long Term
Estimated Cost	\$300
Funding Source	Local
Priority/Status	Medium; Ongoing Partnerships and outreach needs to be an ongoing effort, rather than a time constraining goal. Due to that, the time frame has been extended as this is a goal that needs to be improved and then maintained.
Action Description	Provide Information on Structural and Non-Structural Retrofitting.
Goal	Property Protection Structural Mitigation Public Education and Awareness
Hazards Addressed	Earthquakes
Local Planning Mechanism	Building Safety
Estimated Time Frame for Completion	2020
Estimated Cost	\$300
Funding Source	Local
Priority/Status	Low; Complete; Replaced This mitigation action has been replaced with a new action in order to streamline the plan and to adopt the “all hazards” approach within mitigation planning and awareness.

Action Description	Incorporate Flood Mitigation in Local Planning
Goal	Prevention
Hazards Addressed	Flooding
Local Planning Mechanism	Engineering
Estimated Time Frame for Completion	Annually
Estimated Cost	No Additional Cost
Funding Source	Local
Priority/Status	High; Yearly

Action Description	Form Partnerships to Support Floodplain Management.
Goal	Prevention Property Protection Natural Resource Protection
Hazards Addressed	Flooding
Local Planning Mechanism	Engineering
Estimated Time Frame for Completion	Annually
Estimated Cost	No Additional Cost
Funding Source	Local
Priority/Status	Medium; Yearly

Action Description	Limit or Restrict Development in Floodplain Areas.
Goal	Prevention Property Protection Natural Resource Protection
Hazards Addressed	Flooding
Local Planning Mechanism	Engineering
Estimated Time Frame for Completion	2025
Estimated Cost	No Additional Cost.
Funding Source	Local
Priority/Status	High; Ongoing
Action Description	Adopt and Enforce Building Codes and Development Standards.
Goal	Prevention Property Protection Structural Mitigation
Hazards Addressed	Flooding
Local Planning Mechanism	City Council, Building Safety
Estimated Time Frame for Completion	2020
Estimated Cost	No Additional Cost.
Funding Source	Local

Priority/Status	High; Replaced The previous mitigation plan had adopt and enforce building codes for every individual hazard. A new mitigation action has been developed in order to streamline the plan and to adopt the “all hazards” approach within mitigation planning.
Action Description	Improve Stormwater Management Planning.
Goal	Prevention Property Protection Natural Resource Protection
Hazards Addressed	Flooding
Local Planning Mechanism	Engineering
Estimated Time Frame for Completion	Annually
Estimated Cost	No Additional Cost.
Funding Source	Local
Priority/Status	High; Yearly
Action Description	Adopt Policies to Reduce Stormwater Runoff.
Goal	Prevention Property Protection Natural Resource Protection Structural Mitigation
Hazards Addressed	Flooding
Local Planning Mechanism	Engineering

Estimated Time Frame for Completion	2025
Estimated Cost	No Additional Cost.
Funding Source	Local
Priority/Status	High; Incomplete This action has not been completed. The time frame for the action has been extended in order to ensure completion.
Action Description	Improve Flood Risk Assessment.
Goal	Prevention
Hazards Addressed	Flooding
Local Planning Mechanism	Engineering
Estimated Time Frame for Completion	2025
Estimated Cost	
Funding Source	Local
Priority/Status	Medium; Incomplete This action has not been completed. The time frame for the action has been extended in order to ensure completion.
Action Description	Join or Improve Compliance With NFIP
Goal	Prevention
Hazards Addressed	Flooding
Local Planning Mechanism	Engineering

Estimated Time Frame for Completion	Annually
Estimated Cost	No Additional Cost
Funding Source	Local
Priority/Status	Medium; Yearly
Action Description	Manage the Floodplain Beyond Minimum Requirements.
Goal	Prevention Property Protection Natural Resource Protection
Hazards Addressed	Flooding
Local Planning Mechanism	Engineering
Estimated Time Frame for Completion	2025
Estimated Cost	
Funding Source	Local
Priority/Status	Medium; Incomplete This action has not been completed. The time frame for the action has been extended in order to ensure completion.
Action Description	Participate in CRS
Goal	Prevention
Hazards Addressed	Flooding

Local Planning Mechanism	Engineering
Estimated Time Frame for Completion	2020
Estimated Cost	No Additional Cost
Funding Source	Local
Priority/Status	Medium; Incomplete
Action Description	Establish Local Funding Mechanisms for Flood Mitigation.
Goal	Prevention Property Protection Natural Resource Protection Structural Mitigation
Hazards Addressed	Flooding
Local Planning Mechanism	Engineering, City Council
Estimated Time Frame for Completion	2025
Estimated Cost	
Funding Source	Local
Priority/Status	Medium; Completed This action has not been completed. The time frame for the action has been extended in order to ensure completion.
Action Description	Remove Existing Structures from Flood Hazard Areas
Goal	Prevention Property Protection

Hazards Addressed	Flooding
Local Planning Mechanism	Engineering
Estimated Time Frame for Completion	2025
Estimated Cost	
Funding Source	FEMA/Private
Priority/Status	Low; Ongoing
Action Description	Improve Stormwater Drainage System Capacity.
Goal	Property Protection Structural Mitigation
Hazards Addressed	Flooding
Local Planning Mechanism	Engineering
Estimated Time Frame for Completion	2025
Estimated Cost	
Funding Source	Local
Priority/Status	Medium; Ongoing
Action Description	Conduct Regular Maintenance of Drainage Systems and Flood Control Structures

Goal	Property Protection Natural Resource Protection Structural Mitigation
Hazards Addressed	Flooding
Local Planning Mechanism	Engineering, Public Works
Estimated Time Frame for Completion	Annually
Estimated Cost	
Funding Source	Local
Priority/Status	Low; Ongoing Due to the importance of this action, this action will need to be maintained on an annual basis. The changes have been reflected within the action.
Action Description	Elevate or Retrofit Structures and Utilities.
Goal	Prevention Property Protection Structural Mitigation
Hazards Addressed	Flooding
Local Planning Mechanism	Engineering
Estimated Time Frame for Completion	2025
Estimated Cost	
Funding Source	Local
Priority/Status	Low; Ongoing

Action Description	Floodproof Residential and Non-Residential Structures
Goal	Prevention Property Protection Structural Mitigation
Hazards Addressed	Flooding
Local Planning Mechanism	Engineering
Estimated Time Frame for Completion	2025
Estimated Cost	
Funding Source	FEMA
Priority/Status	Low; Ongoing
Action Description	Protect Infrastructure
Goal	Prevention Property Protection Structural Mitigation
Hazards Addressed	Flooding
Local Planning Mechanism	Engineering
Estimated Time Frame for Completion	Annually
Estimated Cost	
Funding Source	FEMA

Priority/Status	Medium; Yearly; Replaced The previous mitigation plan had Protect Critical Facilities and Infrastructure for every individual hazard. Another mitigation action replaces this current action in order to streamline the plan and to adopt the “all hazards” approach within mitigation planning.
Action Description	Protect Critical Facilities.
Goal	Prevention Property Protection Structural Mitigation
Hazards Addressed	Flooding
Local Planning Mechanism	Engineering
Estimated Time Frame for Completion	Annually
Estimated Cost	
Funding Source	FEMA
Priority/Status	High; Yearly; Replaced The previous mitigation plan had Protect Critical Facilities and Infrastructure for every individual hazard. Another mitigation action replaces this current action in order to streamline the plan and to adopt the “all hazards” approach within mitigation planning.
Action Description	Construct Flood Control Measures.
Goal	Prevention
Hazards Addressed	Flooding
Local Planning Mechanism	Engineering
Estimated Time Frame for Completion	2025
Estimated Cost	
Funding Source	FEMA

Priority/Status	Medium; Ongoing
Action Description	Protect and Restore Natural Flood Mitigation Features
Goal	Natural Resource Protection Structural Mitigation
Hazards Addressed	Flooding
Local Planning Mechanism	Engineering
Estimated Time Frame for Completion	2025
Estimated Cost	
Funding Source	FEMA
Priority/Status	Medium; Ongoing
Action Description	Preserve Floodplains as Open Space.
Goal	Prevention Natural Resource Protection
Hazards Addressed	Flooding
Local Planning Mechanism	Engineering
Estimated Time Frame for Completion	2025
Estimated Cost	

Funding Source	FEMA
Priority/Status	High; Ongoing
Action Description	Increase Awareness of Flood Risk and Safety
Goal	Public Education and Awareness
Hazards Addressed	Flooding
Local Planning Mechanism	Engineering
Estimated Time Frame for Completion	Annually
Estimated Cost	
Funding Source	Local
Priority/Status	Medium; Yearly; Replaced
	Flood Risk and Safety is advertised via social media and websites, as well as through partnerships with local media. This mitigation action has been replaced with a new action in order to streamline the plan and to adopt the “all hazards” approach within mitigation planning and awareness.
Action Description	Educate Property Owners About Flood Mitigation Techniques
Goal	Public Education and Awareness
Hazards Addressed	Flooding
Local Planning Mechanism	Engineering
Estimated Time Frame for Completion	Annually
Estimated Cost	

Funding Source	Local
Priority/Status	Medium; Yearly; Replaced This mitigation action has been replaced with a new action in order to streamline the plan and to adopt the “all hazards” approach within mitigation planning and awareness.
Action Description	Map and Assess Vulnerability to Erosion
Goal	Prevention
Hazards Addressed	Landslides/Erosion
Local Planning Mechanism	GIS
Estimated Time Frame for Completion	2025
Estimated Cost	No Additional Cost
Funding Source	Local
Priority/Status	Medium; Ongoing
Action Description	Manage Development in Erosion Hazard Areas
Goal	Prevention
Hazards Addressed	Landslides/Erosion
Local Planning Mechanism	Engineering
Estimated Time Frame for Completion	2025
Estimated Cost	No Additional Cost
Funding Source	Local

Priority/Status	Medium; Ongoing
Action Description	Promote or Require Site and Building Design Standards to Minimize Erosion Risk
Goal	Prevention Natural Resource Protection
Hazards Addressed	Landslides/Erosion
Local Planning Mechanism	Engineering
Estimated Time Frame for Completion	2025
Estimated Cost	No Additional Cost
Funding Source	Local
Priority/Status	Medium; Incomplete Some mitigation actions included in previous Hazard Mitigation Plans have not been completed due to attrition and lack of funding. These mitigation actions have been included in this Hazard Mitigation Plan to be implemented in the future.
Action Description	Remove Existing Buildings and Infrastructure from Erosion Hazard Areas
Goal	Prevention Property Protection Structural Mitigation
Hazards Addressed	Landslides/Erosion
Local Planning Mechanism	Engineering
Estimated Time Frame for Completion	2025
Estimated Cost	

Funding Source	FEMA
Priority/Status	Medium; Ongoing
Action Description	Stabilize Erosion Hazard Areas
Goal	Prevention Property Protection Natural Resource Protection Structural Mitigation
Hazards Addressed	Landslides/Erosion
Local Planning Mechanism	Engineering
Estimated Time Frame for Completion	2025
Estimated Cost	
Funding Source	Local
Priority/Status	Medium; Ongoing
Action Description	Increase Awareness of Erosion Hazards
Goal	Public Education and Awareness
Hazards Addressed	Landslides/Erosion
Local Planning Mechanism	Engineering
Estimated Time Frame for Completion	Annually

Estimated Cost	
Funding Source	Local
Priority/Status	Medium; Yearly; Replaced Erosion hazard awareness is advertised annually via social media and agency websites. This mitigation action has been replaced with a new action in order to streamline the plan and to adopt the “all hazards” approach within mitigation planning and awareness.
Action Description	Map and Assess Vulnerability in Subsidence
Goal	Prevention
Hazards Addressed	Land Subsidence
Local Planning Mechanism	GIS
Estimated Time Frame for Completion	2025
Estimated Cost	No Additional Cost
Funding Source	Local
Priority/Status	Low; Ongoing
Action Description	Manage Development in High-Risk Areas
Goal	Prevention
Hazards Addressed	Land Subsidence
Local Planning Mechanism	Engineering
Estimated Time Frame for Completion	2025
Estimated Cost	No Additional Cost

Funding Source	Local
Priority/Status	Low; Ongoing
Action Description	Consider Subsidence in Building Design
Goal	Prevention
Hazards Addressed	Land Subsidence
Local Planning Mechanism	Engineering
Estimated Time Frame for Completion	2025
Estimated Cost	No Additional Cost
Funding Source	Local
Priority/Status	Low; Incomplete Some mitigation actions included in previous Hazard Mitigation Plans have not been completed due to attrition and lack of funding. These mitigation actions have been included in this Hazard Mitigation Plan to be implemented in the future.
Action Description	Monitor Subsidence Risk Factors
Goal	Prevention Natural Resource Protection
Hazards Addressed	Land Subsidence
Local Planning Mechanism	Engineering
Estimated Time Frame for Completion	Annually
Estimated Cost	No Additional Cost

Funding Source	Local
Priority/Status	Low; Yearly
Action Description	Remove Existing Structures from Subsidence Hazard Areas
Goal	Property Protection Structural Mitigation
Hazards Addressed	Land Subsidence
Local Planning Mechanism	Engineering
Estimated Time Frame for Completion	2025
Estimated Cost	
Funding Source	FEMA
Priority/Status	Low ; Ongoing

Action Description	Educate Residents About Subsidence
Goal	Public Education and Awareness
Hazards Addressed	Land Subsidence
Local Planning Mechanism	Engineering
Estimated Time Frame for Completion	Annually
Estimated Cost	No Additional Cost
Funding Source	Local
Priority/Status	Low; Yearly; Replaced Subsidence hazard awareness is advertised annually via social media, website postings, and partnerships with the media. This mitigation action has been replaced with a new action in order to streamline the plan and to adopt the “all hazards” approach within mitigation planning and awareness.

Action Description	Encourage Construction of Safe Rooms
Goal	Property Protection Structural Mitigation Public Education and Awareness
Hazards Addressed	Tornadoes
Local Planning Mechanism	Building Safety
Estimated Time Frame for Completion	Ongoing, most of the citizens rely on grant funds to construct safe rooms, some of the citizens have been listed on the wait list.
Estimated Cost	\$300
Funding Source	Local
Priority/Status	Medium; Ongoing

Action Description	Require Wind-Resistant Building Techniques
Goal	Prevention Property Protection
Hazards Addressed	Tornadoes
Local Planning Mechanism	Building Safety
Estimated Time Frame for Completion	2019
Estimated Cost	\$200
Funding Source	Local
Priority/Status	Medium; Incomplete; Replaced This mitigation action has been replaced with a new action in order to streamline the plan and to adopt the “all hazards” approach within mitigation planning and awareness.
Action Description	Conduct Tornado Awareness Activities
Goal	Public Education and Awareness
Hazards Addressed	Tornadoes
Local Planning Mechanism	Fire Department
Estimated Time Frame for Completion	Annually
Estimated Cost	No Additional Cost
Funding Source	Local
Priority/Status	Medium; Yearly; Replaced Tornado hazard awareness is advertised annually via social media, website postings, and partnerships with the media. This mitigation action has been replaced with a new action in order to streamline the plan and to adopt the “all hazards” approach within mitigation planning and awareness.

Action Description	Map and Assess Vulnerability to Wildfire
Goal	Prevention Property Protection Natural Resource Protection
Hazards Addressed	Wildfires
Local Planning Mechanism	GIS
Estimated Time Frame for Completion	2020
Estimated Cost	No Additional Cost
Funding Source	Local
Priority/Status	Medium; Completed Vulnerability to hazards is assessed on an annual basis through open sources data and partnership with Jefferson County EMA. Due to several actions assessing vulnerability, this mitigation action has been replaced with a new action in order to streamline the plan and to adopt the “all hazards” approach within mitigation planning and awareness.
Action Description	Incorporate Wildfire Mitigation in The Comprehensive Plan
Goal	Prevention Property Protection Natural Resource Protection
Hazards Addressed	Wildfires
Local Planning Mechanism	Building Safety
Estimated Time Frame for Completion	Annually
Estimated Cost	No Additional Cost
Funding Source	Local
Priority/Status	Medium; Yearly

Action Description	Reduce Risk Through Land Use Planning
Goal	Prevention
Hazards Addressed	Wildfires
Local Planning Mechanism	City Planner
Estimated Time Frame for Completion	Annually
Estimated Cost	No Additional Cost
Funding Source	Local
Priority/Status	Medium; Yearly
Action Description	Develop A Wildland-Urban Interface Code
Goal	Prevention
Hazards Addressed	Wildfires
Local Planning Mechanism	Building Safety
Estimated Time Frame for Completion	2025
Estimated Cost	
Funding Source	Local
Priority/Status	Medium; Incomplete
	Some mitigation actions included in previous Hazard Mitigation Plans have not been completed due to attrition and lack of funding. These mitigation actions have been included in this Hazard Mitigation Plan to be implemented in the future.

Action Description	Require or Encourage Fire Resistant Construction
Goal	Prevention Property Protection Structural Mitigation Public Education and Awareness
Hazards Addressed	Wildfires
Local Planning Mechanism	Building Safety
Estimated Time Frame for Completion	Annually
Estimated Cost	No Additional Cost
Funding Source	Local
Priority/Status	Medium; Yearly
Action Description	Retrofit At-Risk Structures with Ignition-Resistant Materials
Goal	Prevention Property Protection Structural Mitigation
Hazards Addressed	Wildfires
Local Planning Mechanism	Building Safety
Estimated Time Frame for Completion	2025
Estimated Cost	
Funding Source	FEMA
Priority/Status	Medium; Ongoing

Action Description	Create Defensible Space Around Structures and Infrastructure
Goal	Prevention Property Protection Natural Resource Protection Structural Mitigation
Hazards Addressed	Wildfires
Local Planning Mechanism	Building Safety
Estimated Time Frame for Completion	Annually
Estimated Cost	\$300
Funding Source	Local
Priority/Status	Medium; Yearly
Action Description	Conduct Maintenance to Reduce Risk
Goal	Prevention Property Protection Natural Resource Protection Structural Mitigation

Hazards Addressed	Wildfires
Local Planning Mechanism	Building Safety
Estimated Time Frame for Completion	Annually
Estimated Cost	No Additional Cost
Funding Source	Local
Priority/Status	Medium; Yearly
Action Description	Implement A Fuels Management Program
Goal	Prevention Property Protection Natural Resource Protection
Hazards Addressed	Wildfires
Local Planning Mechanism	Fire Department, AL Forestry
Estimated Time Frame for Completion	2025
Estimated Cost	
Funding Source	Local
Priority/Status	Medium; Incomplete Some mitigation actions included in previous Hazard Mitigation Plans have not been completed due to attrition and lack of funding. These mitigation actions have been included in this Hazard Mitigation Plan to be implemented in the future.
Action Description	Participate in Firewise Program
Goal	Prevention

Hazards Addressed	Wildfires
Local Planning Mechanism	Fire Department
Estimated Time Frame for Completion	Annually
Estimated Cost	
Funding Source	Local
Priority/Status	Medium; Yearly
Action Description	Increase Wildfire Risk Awareness
Goal	Public Education and Awareness
Hazards Addressed	Wildfires
Local Planning Mechanism	Fire Department
Estimated Time Frame for Completion	Annually
Estimated Cost	No Additional Cost
Funding Source	Local
Priority/Status	Medium; Yearly; Replaced
Action Description	Educate Property Owners About Wildfire Mitigation Techniques
Goal	Public Education and Awareness

Hazards Addressed	Wildfires
Local Planning Mechanism	Fire Department
Estimated Time Frame for Completion	Annually
Estimated Cost	No Additional Cost
Funding Source	Local
Priority/Status	Medium; Yearly; Replaced Wildfire mitigation techniques and hazard awareness is advertised annually via social media, website postings, and partnerships with the media. This mitigation action has been replaced with a new action in order to streamline the plan and to adopt the “all hazards” approach within mitigation planning and awareness.
Action Description	Adopt and Enforce Building Codes
Goal	Prevention Property Protection
Hazards Addressed	Winter Storms/Freezes
Local Planning Mechanism	Building Safety, City Council
Estimated Time Frame for Completion	Annually
Estimated Cost	No Additional Cost
Funding Source	Local
Priority/Status	High; Yearly; Replaced The previous mitigation plan had adopt and enforce building codes for every individual hazard. A new mitigation action has been developed in order to streamline the plan and to adopt the “all hazards” approach within mitigation planning.
Action Description	Protect Buildings and Infrastructure

Goal	Prevention Property Protection Structural Mitigation
Hazards Addressed	Winter Storms/Freezes
Local Planning Mechanism	Building Safety
Estimated Time Frame for Completion	Annually
Estimated Cost	No Additional Cost
Funding Source	Local
Priority/Status	Medium; Yearly; Replaced This mitigation action has been replaced with a new action in order to streamline the plan and to adopt the “all hazards” approach within mitigation planning and awareness.
Action Description	Protect Power Lines
Goal	Prevention Structural Mitigation
Hazards Addressed	Winter Storms/Freezes
Local Planning Mechanism	APCO
Estimated Time Frame for Completion	Annually and As the Need Arises
Estimated Cost	
Funding Source	Private
Priority/Status	Medium; Yearly; Replaced This mitigation action has been replaced with a new action in order to streamline the plan and to adopt the “all hazards” approach within mitigation planning and awareness.

Action Description	Reduce Impacts to Roadways
Goal	Structural Mitigation
Hazards Addressed	Winter Storms/Freezes
Local Planning Mechanism	Engineering
Estimated Time Frame for Completion	Working with Alabama Department of Transportation Annually
Estimated Cost	No Additional Cost
Funding Source	Local
Priority/Status	Medium; Yearly; Replaced This mitigation action has been replaced with a new action in order to streamline the plan and to adopt the “all hazards” approach within mitigation planning and awareness.
Action Description	Conduct Winter Weather Risk Awareness Activities
Goal	Public Education and Awareness
Hazards Addressed	Winter Storms/Freezes
Local Planning Mechanism	Fire Department, Police Department
Estimated Time Frame for Completion	Annually
Estimated Cost	No Additional Cost
Funding Source	Local
Priority/Status	Medium; Yearly; Replaced Winter Weather risk and hazard awareness is advertised annually via social media, website postings, and partnerships with the media. This mitigation action has been replaced with a new action in order to streamline the plan and to adopt the “all hazards” approach within mitigation planning and awareness

Action Description	Assist Vulnerable Populations
Goal	Property Protection Public Education and Awareness
Hazards Addressed	Winter Storms/Freezes
Local Planning Mechanism	Fire Department, Police Department
Estimated Time Frame for Completion	2016
Estimated Cost	No Additional Cost
Funding Source	Local
Priority/Status	Medium; Completed; Replaced Assisting vulnerable populations is done through our volunteer organizations active in disasters ad community groups. This mitigation action has been replaced with a new action in order to streamline the plan and to adopt the “all hazards” approach within mitigation planning and awareness.
Action Description	Increase Awareness of Extreme Temperature Risk and Safety
Goal	Public Education and Awareness
Hazards Addressed	Extreme Temperatures
Local Planning Mechanism	Fire Department, Police Department
Estimated Time Frame for Completion	Annually
Estimated Cost	No Additional Cost
Funding Source	Local/Private
Priority/Status	Medium; Yearly; Replaced Extreme Temperature hazard awareness is advertised annually via social media, website postings, and partnerships with the media. This mitigation action has been replaced with a new action in order to streamline the plan and to adopt the “all hazards” approach within mitigation planning and awareness.

Action Description	Assist Vulnerable Populations
Goal	Property Protection Public Education and Awareness
Hazards Addressed	Extreme Temperatures
Local Planning Mechanism	Fire Department, Police Department
Estimated Time Frame for Completion	2016
Estimated Cost	No Additional Cost
Funding Source	Local
Priority/Status	Medium; Completed; Replaced Assisting vulnerable populations is done through our volunteer organizations active in disasters ad community groups. This mitigation action has been replaced with a new action in order to streamline the plan and to adopt the “all hazards” approach within mitigation planning and awareness.
Action Description	Educate Property Owners About Freezing Pipes
Goal	Public Education and Awareness
Hazards Addressed	Extreme Temperatures
Local Planning Mechanism	Building Safety
Estimated Time Frame for Completion	Seasonally
Estimated Cost	\$300
Funding Source	Local

Priority/Status	Medium; Yearly; Replaced Freezing pipe awareness falls under winter weather hazard awareness, and is advertised annually via social media, website postings, and partnerships with the media. This mitigation action has been replaced with a new action in order to streamline the plan and to adopt the “all hazards” approach within mitigation planning and awareness.
Action Description	Locate Safe Rooms to Minimize Damage
Goal	Property Protection
Hazards Addressed	Hail
Local Planning Mechanism	Building Safety
Estimated Time Frame for Completion	2020
Estimated Cost	No Additional Cost
Funding Source	Local
Priority/Status	Medium; Completed All county wide saferooms are available via the Jefferson County EMA website. This includes a searchable tool to find the closest safe room near your location.
Action Description	Protect Buildings from Hail Damage
Goal	Prevention Property Protection Structural Mitigation
Hazards Addressed	Hail
Local Planning Mechanism	Building Safety
Estimated Time Frame for Completion	2020

Estimated Cost	
Funding Source	Local
Priority/Status	Medium; Incomplete This action hasn't been completed due to the lack of funding.
Action Description	Increase Hail Risk Awareness
Goal	Public Education and Awareness
Hazards Addressed	Hail
Local Planning Mechanism	Building Safety
Estimated Time Frame for Completion	Annually
Estimated Cost	\$300
Funding Source	Local
Priority/Status	Medium; Yearly; Replaced Hail risk and hazard awareness is advertised annually via social media, website postings, and partnerships with the media. This mitigation action has been replaced with a new action in order to streamline the plan and to adopt the "all hazards" approach within mitigation planning and awareness.
Action Description	Map and Assess Vulnerability to Landslides
Goal	Prevention
Hazards Addressed	Landslide
Local Planning Mechanism	GIS
Estimated Time Frame for Completion	2025
Estimated Cost	No Additional Cost
Funding Source	Local

Priority/Status	Low; Ongoing
Action Description	Manage Development in Landslide Hazard Areas
Goal	Prevention
Hazards Addressed	Landslide
Local Planning Mechanism	Engineering
Estimated Time Frame for Completion	2025
Estimated Cost	No Additional Cost
Funding Source	Local
Priority/Status	Medium; Ongoing
Action Description	Prevent Impacts to Roadways
Goal	Prevention Structural Mitigation
Hazards Addressed	Landslide
Local Planning Mechanism	Engineering
Estimated Time Frame for Completion	2025
Estimated Cost	No Additional Cost
Funding Source	Local

Priority/Status	Medium; Ongoing
Action Description	Remove Existing Buildings and Infrastructure from Landslide Hazard Areas
Goal	Property Protection Structural Mitigation
Hazards Addressed	Landslide
Local Planning Mechanism	Engineering, Building Safety
Estimated Time Frame for Completion	2025
Estimated Cost	
Funding Source	FEMA
Priority/Status	Low; Ongoing
Action Description	Protect Critical Facilities and Equipment
Goal	Property Protection Structural Mitigation
Hazards Addressed	Lightning
Local Planning Mechanism	Building Safety
Estimated Time Frame for Completion	Annually
Estimated Cost	
Funding Source	Local

Priority/Status	Medium; Yearly; Replaced No action in past five years due to lack of funding. This mitigation action has been replaced with a new action in order to streamline the plan, and to adopt the “all hazards” approach within mitigation planning and awareness.
Action Description	Conduct Lightning Awareness Programs
Goal	Public Education and Awareness
Hazards Addressed	Lightning
Local Planning Mechanism	Fire Department
Estimated Time Frame for Completion	Annually
Estimated Cost	No Additional Cost
Funding Source	Local
Priority/Status	Medium; Yearly; Replaced Lightning hazard awareness is advertised annually via social media, website postings, and partnerships with the media. This mitigation action has been replaced with a new action in order to streamline the plan and to adopt the “all hazards” approach within mitigation planning and awareness.
Action Description	Adopt and Enforce Building Codes
Goal	Prevention Property Protection
Hazards Addressed	Severe Wind
Local Planning Mechanism	Building Safety, City Council
Estimated Time Frame for Completion	2020
Estimated Cost	No Additional Cost
Funding Source	Local

Priority/Status	High; Replaced
Action Description	Promote or Require Site and Building Design Standards to Minimize Wind Damage
Goal	Prevention Property Protection
Hazards Addressed	Severe Wind
Local Planning Mechanism	Building Safety
Estimated Time Frame for Completion	2025
Estimated Cost	
Funding Source	Local
Priority/Status	Medium; Incomplete No action in past five years due to lack of funding.
Action Description	Assess Vulnerability to Severe Wind
Goal	Prevention
Hazards Addressed	Severe Wind
Local Planning Mechanism	Building Safety
Estimated Time Frame for Completion	2020
Estimated Cost	No Additional Cost
Funding Source	Local

Priority/Status	Medium; Completed Vulnerability to hazards is assessed on an annual basis through open sources data and partnership with Jefferson County EMA. Due to several actions assessing vulnerability, this mitigation action has been replaced with a new action in order to streamline the plan and to adopt the “all hazards” approach within mitigation planning and awareness.
Action Description	Protect Power Lines and Infrastructure
Goal	Prevention Property Protection Structural Mitigation
Hazards Addressed	Severe Wind
Local Planning Mechanism	APCO
Estimated Time Frame for Completion	2020
Estimated Cost	
Funding Source	Private
Priority/Status	Medium; Replaced No action in past five years due to lack of funding. This mitigation action has been replaced with a new action in order to streamline the plan, and to adopt the “all hazards” approach within mitigation planning and awareness.
Action Description	Retrofit Residential Buildings
Goal	Prevention Property Protection Structural Mitigation
Hazards Addressed	Severe Wind
Local Planning Mechanism	Building Safety

Estimated Time Frame for Completion	2020
Estimated Cost	
Funding Source	Local
Priority/Status	Medium; Incomplete No action in past five years due to lack of funding.
Action Description	Retrofit Public Buildings and Critical Facilities
Goal	Prevention Property Protection Structural Mitigation
Hazards Addressed	Severe Wind
Local Planning Mechanism	Building Safety
Estimated Time Frame for Completion	2025
Estimated Cost	
Funding Source	Local
Priority/Status	Medium; Replaced This mitigation action has been replaced with a new action in order to streamline the plan, and to adopt the “all hazards” approach within mitigation planning and awareness.
Action Description	Increase Severe Wind Risk Awareness
Goal	Public Education and Awareness
Hazards Addressed	Severe Wind
Local Planning Mechanism	Building Safety

Estimated Time Frame for Completion	2017
Estimated Cost	\$300
Funding Source	Local
Priority/Status	Medium; Completed; Replaced Severe Wind risk and hazard awareness is advertised annually via social media, website postings, and partnerships with the media. This mitigation action has been replaced with a new action in order to streamline the plan and to adopt the “all hazards” approach within mitigation planning and awareness
Action Description	Assess Community Risk
Goal	Prevention
Hazards Addressed	Multiple Hazards
Local Planning Mechanism	Fire Department, Engineering, Building Safety
Estimated Time Frame for Completion	2018
Estimated Cost	No Additional Cost
Funding Source	Local
Priority/Status	High; Completed
Action Description	Map Community Risk
Goal	Prevention
Hazards Addressed	Multiple Hazards
Local Planning Mechanism	GIS

Estimated Time Frame for Completion	2025
Estimated Cost	No Additional Cost
Funding Source	Local
Priority/Status	Medium; Ongoing
Action Description	Prevent Development in Hazard Areas
Goal	Prevention
Hazards Addressed	Multiple Hazards
Local Planning Mechanism	Engineering
Estimated Time Frame for Completion	2025
Estimated Cost	No Additional Cost
Funding Source	Local
Priority/Status	Medium; Ongoing
Action Description	Adopt Development Regulations in Hazard Areas
Goal	Prevention
Hazards Addressed	Multiple Hazards
Local Planning Mechanism	City Council

Estimated Time Frame for Completion	2025
Estimated Cost	No Additional Cost
Funding Source	Local
Priority/Status	Medium; Ongoing
Action Description	Limit Density in Hazard Areas
Goal	Prevention
Hazards Addressed	Multiple Hazards
Local Planning Mechanism	City Council
Estimated Time Frame for Completion	2025
Estimated Cost	No Additional Cost
Funding Source	Local
Priority/Status	Medium; Ongoing
Action Description	Integrate Mitigation into Local Planning
Goal	Prevention
Hazards Addressed	Multiple Hazards
Local Planning Mechanism	City Council

Estimated Time Frame for Completion	2016
Estimated Cost	No Additional Cost
Funding Source	Local
Priority/Status	High; Completed
Action Description	Strengthen Land Use Regulations
Goal	Prevention
Hazards Addressed	Multiple Hazards
Local Planning Mechanism	City Council
Estimated Time Frame for Completion	2025
Estimated Cost	
Funding Source	Local
Priority/Status	High; Incomplete No action in past five years due to lack of funding. The time frame for this action has been extended in order to see completion.
Action Description	Adopt and Enforce Building Codes
Goal	Prevention Property Protection
Hazards Addressed	Multiple Hazards
Local Planning Mechanism	Building Safety, City Council

Estimated Time Frame for Completion	2020
Estimated Cost	No Additional Cost
Funding Source	Local
Priority/Status	High; Incomplete; Replaced The previous mitigation plan had adopt and enforce building codes for every individual hazard. A new mitigation action has been developed in order to streamline the plan and to adopt the “all hazards” approach within mitigation planning.
Action Description	Create Local Funding Mechanisms for Hazard Mitigation
Goal	Prevention
Hazards Addressed	Multiple Hazards
Local Planning Mechanism	City Council
Estimated Time Frame for Completion	2020
Estimated Cost	No Additional Cost
Funding Source	Local
Priority/Status	Medium; Incomplete This action has not been completed due to lack of funding.
Action Description	Incentivize Hazard Mitigation
Goal	Prevention
Hazards Addressed	Multiple Hazards
Local Planning Mechanism	City Council

Estimated Time Frame for Completion	Annually, all communities are encouraged to participate
Estimated Cost	
Funding Source	Local
Priority/Status	Medium; Yearly; Incomplete This action has not been completed due to lack of funding.
Action Description	Monitor Mitigation Plan Implementation
Goal	Prevention
Hazards Addressed	Multiple Hazards
Local Planning Mechanism	Engineering
Estimated Time Frame for Completion	Annually
Estimated Cost	No Additional Cost
Funding Source	Local
Priority/Status	Medium; Yearly
Action Description	Protect Structures
Goal	Prevention Property Protection Structural Mitigation
Hazards Addressed	Multiple Hazards

Local Planning Mechanism	Building Safety
Estimated Time Frame for Completion	2025
Estimated Cost	
Funding Source	Local
Priority/Status	Medium; Ongoing
Action Description	Protect Infrastructure and Critical Facilities
Goal	Property Protection Structural Mitigation
Hazards Addressed	Multiple Hazards
Local Planning Mechanism	Building Safety
Estimated Time Frame for Completion	2025
Estimated Cost	
Funding Source	Local
Priority/Status	Medium; Replaced No action in past five years due to lack of funding. This mitigation action has been replaced with a new action in order to streamline the plan, and to adopt the “all hazards” approach within mitigation planning and awareness
Action Description	Increase Hazard Education and Risk Awareness
Goal	Public Education and Awareness
Hazards Addressed	Multiple Hazards

Local Planning Mechanism	Building Safety, Engineering
Estimated Time Frame for Completion	2017
Estimated Cost	\$300
Funding Source	Local
Priority/Status	Medium; Completed
Action Description	Improve Household Disaster Preparedness
Goal	Public Education and Awareness
Hazards Addressed	Multiple Hazards
Local Planning Mechanism	Fire Department, Police Department
Estimated Time Frame for Completion	2017
Estimated Cost	No Additional Cost
Funding Source	Local
Priority/Status	Medium; Completed
Action Description	Promote Private Mitigation Efforts
Goal	Public Education and Awareness
Hazards Addressed	Multiple Hazards

Local Planning Mechanism	City Council
Estimated Time Frame for Completion	2017
Estimated Cost	No Additional Cost
Funding Source	Local
Priority/Status	High; Completed
Action Description	Add Outdoor Warning Sirens Inside Municipal Boundary
Goal	Emergency Services Public Education and Awareness
Hazards Addressed	Multiple Hazards
Local Planning Mechanism	Jefferson County Emergency Management Agency, Mayors Office
Estimated Time Frame for Completion	Long Term
Estimated Cost	Unknown
Funding Source	Local/ State/ Federal
Priority/Status	New Action; High
Action Description	Build and/or Purchase Saferooms And Place Inside Municipal Boundary

Goal	Prevention Emergency Services Public Education and Awareness
Hazards Addressed	Multiple Hazards
Local Planning Mechanism	Mayor's Office, Jefferson County EMA
Estimated Time Frame for Completion	Long Term
Estimated Cost	Unknown
Funding Source	Local/State/Federal
Priority/Status	New Action; High
Action Description	Protect and/or Retrofit Critical Facilities and Infrastructure.
Goal	Prevention Property Protection Structural Mitigation
Hazards Addressed	All Hazards
Local Planning Mechanism	Mayor's Office, Jefferson County EMA
Estimated Time Frame for Completion	Long Term
Estimated Cost	
Funding Source	FEMA/State/Local
Priority/Status	New; High; Yearly The previous mitigation plan had Protect Critical Facilities and Infrastructure for every individual hazard. This mitigation action replaces those actions in order to streamline the plan and to adopt the "all hazards" approach within mitigation planning.

Action Description	Protect and/or Retrofit Utility Infrastructure
Goal	Prevention Property Protection Structural Mitigation
Hazards Addressed	All Hazards
Local Planning Mechanism	Mayor's Office, Jefferson County EMA
Estimated Time Frame for Completion	Long Term
Estimated Cost	
Funding Source	FEMA/State/Local
Priority/Status	New; High; The previous mitigation plan had Protect and/or Retrofit Utility Infrastructure for every individual hazard. This mitigation action replaces those actions in order to streamline the plan and to adopt the "all hazards" approach within mitigation planning.
Action Description	Assess Vulnerability and Hazard Risk
Goal	Emergency Services Public Education and Awareness Prevention Property Protection Structural Mitigation
Hazards Addressed	Multiple Hazards
Local Planning Mechanism	Jefferson County Emergency Management Agency, Mayors Office
Estimated Time Frame for Completion	Long Term
Estimated Cost	Unknown
Funding Source	Local, State, Federal
Priority/Status	New Action; High

Action Description	Increase Hazard Awareness and Increase Preparedness Within the Home through campaigns, fairs, seminars, direct mailings, materials, public service announcements, and other means of communications
Goal	Emergency Services Public Education and Awareness Prevention
Hazards Addressed	Multiple Hazards
Local Planning Mechanism	Jefferson County Emergency Management Agency, Mayors Office, Fire Department
Estimated Time Frame for Completion	Long Term
Estimated Cost	Unknown
Funding Source	Local, State, Federal
Priority/Status	New; High; Ongoing
Action Description	Adopt and enforce building codes
Goal	Property Protection Structural Mitigation Prevention
Hazards Addressed	Multiple Hazards
Local Planning Mechanism	Jefferson County Emergency Management Agency, Mayors Office, Fire Department, Building Inspection, Engineering Department
Estimated Time Frame for Completion	Long Term
Estimated Cost	Unknown
Funding Source	Local, State, Federal
Priority/Status	New; Medium; Ongoing

Action Description	Assist Vulnerable Populations
Goal	Public Education and Awareness Prevention
Hazards Addressed	Multiple Hazards
Local Planning Mechanism	Jefferson County Emergency Management Agency, Mayors Office, Jefferson County VOAD
Estimated Time Frame for Completion	Long Term
Estimated Cost	Unknown
Funding Source	Local, State and Federal
Priority/Status	New; High; Ongoing

Action Description	Remove Existing buildings and infrastructure from hazard areas
Goal	Property Protection Structural Mitigation Prevention
Hazards Addressed	Multiple Hazards
Local Planning Mechanism	Jefferson County Emergency Management Agency, Mayors Office
Estimated Time Frame for Completion	Long Term
Estimated Cost	Unknown
Funding Source	Local, State, Federal
Priority/Status	New; Medium
Action Description	Reduce impacts to roadways and bridges

Goal	Emergency Services Structural Mitigation Prevention
Hazards Addressed	Multiple Hazards
Local Planning Mechanism	Jefferson County Emergency Management Agency, Mayors Office, Public Works, ALDOT
Estimated Time Frame for Completion	Long Term
Estimated Cost	Unknown
Funding Source	Local, State and Federal
Priority/Status	New; Medium
Action Description	Construct Hazard Resilient Facilities and Infrastructure in order to provide continuity of operations and government.
Goal	Emergency Services Property Protection Structural Mitigation Prevention
Hazards Addressed	Multiple Hazards
Local Planning Mechanism	Jefferson County Emergency Management Agency
Estimated Time Frame for Completion	Long Term
Estimated Cost	Unknown
Funding Source	Local, State and Federal
Priority/Status	New; Low

Warrior's Mitigation Action Plan	
Action Description	Hazard Awareness Weeks
Goal	Public Education and Awareness
Hazards Addressed	All Hazards
Local Planning Mechanism	Jefferson County EMA, Mayor, City Council, School District, Fire District
Estimated Time Frame for Completion	Annually
Estimated Cost	
Funding Source	State/Local
Priority/Status	High; Yearly; Replaced Hazard awareness weeks are advertised via social media and websites in partnership with the Jefferson County EMA. This mitigation action has been replaced with a new action in order to streamline the plan and to adopt the “all hazards” approach within mitigation planning and awareness.

Action Description	Preparedness Handbooks, Brochures. Distribution of Severe Weather Guides, Homeowner's Retrofit Guide, Etc.
Goal	Public Education and Awareness
Hazards Addressed	All Hazards
Local Planning Mechanism	FEMA, Jefferson County EMA
Estimated Time Frame for Completion	Seasonal
Estimated Cost	
Funding Source	FEMA/State/Local
Priority/Status	High; Yearly; Replaced Brochures and information are provided to the public in various ways via the agency website, social media, and public engagement events. This mitigation action has been replaced with a new action in order to streamline the plan and to adopt the "all hazards" approach within mitigation planning and awareness.

Action Description	Regular Newspaper Articles.
Goal	Public Education and Awareness
Hazards Addressed	All Hazards
Local Planning Mechanism	Jefferson County EMA, Mayor, City Council
Estimated Time Frame for Completion	Quarterly news letters
Estimated Cost	
Funding Source	Local
Priority/Status	Medium; Yearly No action in past five years due to lack of funding.

Action Description	Emergency Preparedness Education Programs for Schools.
Goal	Public Education and Awareness
Hazards Addressed	All Hazards
Local Planning Mechanism	State Board of Education, School District, Jefferson County EMA
Estimated Time Frame for Completion	Ongoing, Annually September
Estimated Cost	
Funding Source	FEMA/State/Local
Priority/Status	High; Yearly

Action Description	Drills, Exercises in Homes, Workplaces, Classrooms, Etc.
Goal	Public Education and Awareness
Hazards Addressed	All Hazards
Local Planning Mechanism	Fire Department, School District
Estimated Time Frame for Completion	Ongoing, Semi-Annually
Estimated Cost	
Funding Source	NA
Priority/Status	High; Yearly These activities are encouraged through awareness weeks, via social media and agency websites. These activities are also required to occur within the jurisdictional school system.

Action Description	Everbridge Emergency Alert Notifications
Goal	Emergency Services Public Education and Awareness
Hazards Addressed	All Hazards
Local Planning Mechanism	Jefferson County EMA, Fire Department, City Council
Estimated Time Frame for Completion	Quarterly Drill with Mayors, Police Chiefs, And County Commissioners
Estimated Cost	No Additional Cost
Funding Source	Local
Priority/Status	High; Yearly

Action Description	Hazard “Safety Fairs”.
Goal	Public Education and Awareness
Hazards Addressed	All Hazards
Local Planning Mechanism	Fire Department, Jefferson County EMA, City Council, School District
Estimated Time Frame for Completion	Booths Set Up at Different Public Events Annually
Estimated Cost	
Funding Source	Local
Priority/Status	High; Yearly; Replaced These events occur annually, via visits to schools, community events, community groups and our large annual event also known as “Be Ready Day.” This mitigation action has been replaced with a new action in order to streamline the plan and to adopt the “all hazards” approach within mitigation planning and awareness.
Action Description	Hazard Conferences, Seminars.
Goal	Public Education and Awareness
Hazards Addressed	All Hazards
Local Planning Mechanism	Jefferson County EMA, Mayor, City Council
Estimated Time Frame for Completion	Ongoing, Send Out Training Information Using Local News and Community Flyers.
Estimated Cost	
Funding Source	Local
Priority/Status	High; Ongoing; Replaced No action in past five years due to lack of funding. This mitigation action has been replaced with a new action in order to streamline the plan and to adopt the “all hazards” approach within mitigation planning and awareness.

Action Description	Direct Mailings
Goal	Public Education and Awareness
Hazards Addressed	All Hazards
Local Planning Mechanism	Fire and Police Departments, Jefferson County EMA
Estimated Time Frame for Completion	Annually, Mail Surveys Out to Update Hazard Mitigation Information
Estimated Cost	
Funding Source	Local
Priority/Status	Medium; Yearly

Action Description	Utility Bill Inserts.
Goal	Public Education and Awareness
Hazards Addressed	All Hazards
Local Planning Mechanism	Utilities
Estimated Time Frame for Completion	2025
Estimated Cost	
Funding Source	Local
Priority/Status	Medium; Incomplete This action hasn't been completed in the last five years due to the lack of funding. Time frame has been extended to ensure completion.
Action Description	Annual Correspondence with Residents Reminding Them of The Need to Be Hazard Prepared.
Goal	Public Education and Awareness
Hazards Addressed	All Hazards
Local Planning Mechanism	FEMA, Jefferson County EMA, Local Water District, AEMA, Utilities
Estimated Time Frame for Completion	Annually
Estimated Cost	
Funding Source	Local
Priority/Status	High; Yearly; Replaced Correspondence has been amplified via the use of social media platforms, and news media partnerships. This mitigation action has been replaced with a new action in order to streamline the plan and to adopt the "all hazards" approach within mitigation planning and awareness.

Action Description	Assess Vulnerability to Drought Risk
Goal	Prevention Natural Resource Protection
Hazards Addressed	Drought
Local Planning Mechanism	Mayor, City Council, Planning Department, Jefferson County EMA, Local Water District, AEMA, Utilities
Estimated Time Frame for Completion	2020
Estimated Cost	
Funding Source	Local/Private
Priority/Status	Medium; Completed
Action Description	Monitor Drought Conditions
Goal	Prevention Natural Resource Protection
Hazards Addressed	Droughts
Local Planning Mechanism	Mayor, City Council, Planning Department, Jefferson County EMA, Local Water District, AEMA, Utilities
Estimated Time Frame for Completion	Seasonally
Estimated Cost	
Funding Source	Local/Private
Priority/Status	Medium; Yearly

Action Description	Monitor Water Supply
Goal	Prevention Natural Resource Protection
Hazards Addressed	Drought
Local Planning Mechanism	Mayor, City Council, Planning Department, Jefferson County EMA, Local Water District, AEMA, Utilities
Estimated Time Frame for Completion	Continuously
Estimated Cost	No Additional Cost
Funding Source	FEMA/State/Local
Priority/Status	High; Ongoing
Action Description	Plan for Drought
Goal	Prevention Natural Resource Protection
Hazards Addressed	Drought
Local Planning Mechanism	Mayor, City Council, Planning Department, Jefferson County EMA, Local Water District, AEMA, Utilities
Estimated Time Frame for Completion	2020
Estimated Cost	
Funding Source	Local

Priority/Status	Medium; Completed Drought planning is done annually in partnership with the EMA.
Action Description	Require Water Conservation During Drought Conditions.
Goal	Prevention Natural Resource Protection
Hazards Addressed	Drought
Local Planning Mechanism	AEMA, Jefferson County EMA, Water Utilities, City Council
Estimated Time Frame for Completion	Annually
Estimated Cost	
Funding Source	State/Local
Priority/Status	High; Yearly
Action Description	Educate Farmers on Soil and Water Conservation Practices
Goal	Natural Resource Protection Public Education and Awareness
Hazards Addressed	Drought
Local Planning Mechanism	State Department of Conservation, State Department of Agriculture
Estimated Time Frame for Completion	Annually
Estimated Cost	

Funding Source	FEMA/State/Local
Priority/Status	Low; Yearly
Action Description	Purchase Crop Insurance
Goal	Prevention
Hazards Addressed	Drought
Local Planning Mechanism	FEMA, State Department of Agriculture
Estimated Time Frame for Completion	Annually
Estimated Cost	
Funding Source	Private
Priority/Status	Low; Yearly
Action Description	Prevent Overgrazing
Goal	Property Protection Natural Resource Protection Structural Mitigation
Hazards Addressed	Drought
Local Planning Mechanism	Department of Agriculture, Local Agriculture Extension Services
Estimated Time Frame for Completion	Annually
Estimated Cost	

Funding Source	State
Priority/Status	Low; Yearly
Action Description	Retrofit Water Supply Systems.
Goal	Property Protection Natural Resource Protection Structural Mitigation
Hazards Addressed	Drought
Local Planning Mechanism	Public Works and Engineering Department
Estimated Time Frame for Completion	2030
Estimated Cost	
Funding Source	Local
Priority/Status	Medium; Incomplete No action in past five years due to lack of funding. The time frame on this action has been extended in order to see completion.
Action Description	Enhance Landscaping and Design Measures.
Goal	Natural Resource Protection
Hazards Addressed	Drought
Local Planning Mechanism	Mayor, City Council
Estimated Time Frame for Completion	2025
Estimated Cost	No Additional Costs.

Funding Source	Local
Priority/Status	Low; Ongoing
Action Description	Educate Residents on Water Saving Techniques.
Goal	Natural Resource Protection Public Education and Awareness
Hazards Addressed	Drought
Local Planning Mechanism	Jefferson County EMA, Water Utilities, Mayor, City Council
Estimated Time Frame for Completion	2025
Estimated Cost	
Funding Source	FEMA/State/Local
Priority/Status	Medium; Replaced Water saving techniques are broadcasted and amplified when extended periods of low to no precipitation occurs. This information is published via social media, website, meetings and local partnerships with news media. This mitigation action has been replaced with a new action in order to streamline the plan and to adopt the “all hazards” approach within mitigation planning and awareness.
Action Description	Adopt and Enforce Building Codes.
Goal	Prevention Property Protection
Hazards Addressed	Earthquakes
Local Planning Mechanism	Building and Planning Agencies, Mayor, City Council

Estimated Time Frame for Completion	2020
Estimated Cost	
Funding Source	Local
Priority/Status	High; Replaced The previous mitigation plan had adopt and enforce building codes for every individual hazard. . This mitigation action has been replaced with a new action in order to streamline the plan and to adopt the “all hazards” approach within mitigation planning and awareness.
Action Description	Incorporate Earthquake Mitigation into Local Planning.
Goal	Prevention
Hazards Addressed	Earthquakes
Local Planning Mechanism	FEMA, AEMA, Jefferson County EMA, Mayor, City Council, Building and Planning Agencies
Estimated Time Frame for Completion	Annually
Estimated Cost	
Funding Source	Local
Priority/Status	Medium; Yearly
Action Description	Map and Assess Community Vulnerability to Seismic Hazards.
Goal	Prevention
Hazards Addressed	Earthquakes
Local Planning Mechanism	GIS Agency, USGS, Jefferson County EMA

Estimated Time Frame for Completion	2025
Estimated Cost	
Funding Source	State/Local
Priority/Status	High; Ongoing
Action Description	Conduct Inspections of Building Safety.
Goal	Prevention Property Protection
Hazards Addressed	Earthquakes
Local Planning Mechanism	Building Department, Fire Department, State Fire Marshal
Estimated Time Frame for Completion	Long Term
Estimated Cost	
Funding Source	Local
Priority/Status	Medium; Ongoing This action has not been completed due to lack of funding. Though inspections are completed annually, the timeframe and status has changed to improve the inspection process as well as maintain prior inspections.
Action Description	Protect Critical Facilities and Infrastructure.
Goal	Property Protection Structural Mitigation
Hazards Addressed	Earthquakes
Local Planning Mechanism	Jefferson County EMA, Fire Department, Public Works

Estimated Time Frame for Completion	Annually
Estimated Cost	
Funding Source	Local
Priority/Status	High; Yearly; Replaced The previous mitigation plan had Protect Critical Facilities and Infrastructure for every individual hazard. Another mitigation action replaces this current action in order to streamline the plan and to adopt the “all hazards” approach within mitigation planning.
Action Description	Implement Structural Mitigation Techniques.
Goal	Structural Mitigation
Hazards Addressed	Earthquakes
Local Planning Mechanism	Public Works and Engineering Department
Estimated Time Frame for Completion	2030
Estimated Cost	
Funding Source	Local
Priority/Status	Medium; Incomplete This action has not been completed due to lack of funding. The timeframe on this action has been extended to ensure completion.
Action Description	Increase Earthquake Risk Awareness.
Goal	Public Education and Awareness
Hazards Addressed	Earthquakes
Local Planning Mechanism	FEMA, Jefferson County EMA, AEMA, Mayor, City Council

Estimated Time Frame for Completion	Provide FEMA's Information to Educate Local Citizens on A Semi-Annual Basis.
Estimated Cost	
Funding Source	FEMA/State/Local
Priority/Status	Medium; Yearly; Replaced Earthquake awareness has been advertised via social media and website postings. This mitigation action has been replaced with a new action in order to streamline the plan and to adopt the "all hazards" approach within mitigation planning and awareness.
Action Description	Conduct Outreach to Builders, Architects, Engineers, And Inspectors.
Goal	Prevention Public Education and Awareness
Hazards ddressed	Earthquakes
Local Planning Mechanism	Engineering Department, NFPA, Jefferson County EMA
Estimated Time Frame for Completion	Long Term
Estimated Cost	
Funding Source	Local
Priority/Status	Medium; Ongoing Partnerships and outreach needs to be an ongoing effort, rather than a time constraining goal. Due to that, the time frame has been extended as this is a goal that needs to be improved and then maintained.
Action Description	Provide Information on Structural and Non-Structural Retrofitting.
Goal	Property Protection Structural Mitigation Public Education and Awareness
Hazards Addressed	Earthquakes

Local Planning Mechanism	Jefferson County EMA, Engineering and Building Departments
Estimated Time Frame for Completion	2020
Estimated Cost	
Funding Source	FEMA/State/Local
Priority/Status	Medium; Completed; Replaced This mitigation action has been replaced with a new action in order to streamline the plan and to adopt the “all hazards” approach within mitigation planning and awareness.
Action Description	Incorporate Flood Mitigation in Local Planning
Goal	Prevention
Hazards Addressed	Flooding
Local Planning Mechanism	Mayor, City Council, Planning Department
Estimated Time Frame for Completion	Annually
Estimated Cost	
Funding Source	Local
Priority/Status	High; Yearly
Action Description	Form Partnerships to Support Floodplain Management.
Goal	Prevention Property Protection Natural Resource Protection

Hazards Addressed	Flooding
Local Planning Mechanism	Mayor, City Council, Flood Plain Administrator
Estimated Time Frame for Completion	Annually
Estimated Cost	
Funding Source	Local
Priority/Status	High; Yearly
Action Description	Limit or Restrict Development in Floodplain Areas.
Goal	Prevention Property Protection Natural Resource Protection
Hazards Addressed	Flooding
Local Planning Mechanism	Flood Control District, Mayor, City Council
Estimated Time Frame for Completion	2025
Estimated Cost	
Funding Source	Local
Priority/Status	High; Ongoing
Action Description	Adopt and Enforce Building Codes and Development Standards.

Goal	Prevention Property Protection Structural Mitigation
Hazards Addressed	Flooding
Local Planning Mechanism	Mayor, City Council, Planning, Building, and Zoning Departments
Estimated Time Frame for Completion	2020
Estimated Cost	
Funding Source	State/Local
Priority/Status	High; Replaced The previous mitigation plan had adopt and enforce building codes for every individual hazard. A new mitigation action has been developed in order to streamline the plan and to adopt the “all hazards” approach within mitigation planning.
Action Description	Improve Stormwater Management Planning.
Goal	Prevention Property Protection Natural Resource Protection
Hazards Addressed	Flooding
Local Planning Mechanism	Public Works Department, Water Utility
Estimated Time Frame for Completion	Annually
Estimated Cost	
Funding Source	Local
Priority/Status	High; Yearly

Action Description	Adopt Policies to Reduce Stormwater Runoff.
Goal	Prevention Property Protection Natural Resource Protection Structural Mitigation
Hazards Addressed	Flooding
Local Planning Mechanism	Flood Control District, Mayor, City Council
Estimated Time Frame for Completion	2025
Estimated Cost	
Funding Source	Local
Priority/Status	High; Incomplete This action has not been completed. The time frame for the action has been extended in order to ensure completion.
Action Description	Improve Flood Risk Assessment.
Goal	Prevention
Hazards Addressed	Flooding
Local Planning Mechanism	Mayor, City Council, GIS Department, USGS
Estimated Time Frame for Completion	2025
Estimated Cost	
Funding Source	Local

Priority/Status	High; Incomplete This action has not been completed. The time frame for the action has been extended in order to ensure completion.
Action Description	Join or Improve Compliance With NFIP
Goal	Prevention
Hazards Addressed	Flooding
Local Planning Mechanism	Mayor, City Council, Homeowners, Business Organizations, Jefferson County EMA, Flood Control District
Estimated Time Frame for Completion	Annually
Estimated Cost	
Funding Source	State/Local
Priority/Status	High; Yearly
Action Description	Manage the Floodplain Beyond Minimum Requirements.
Goal	Prevention Property Protection Natural Resource Protection
Hazards Addressed	Flooding
Local Planning Mechanism	Mayor, City Council, Flood Control District
Estimated Time Frame for Completion	2025
Estimated Cost	

Funding Source	Local
Priority/Status	High; Incomplete This action has not been completed due to lack of funding. The time frame for the action has been extended to ensure completion.
Action Description	Participate in CRS
Goal	Prevention
Hazards Addressed	Flooding
Local Planning Mechanism	Mayor, City Council
Estimated Time Frame for Completion	2025
Estimated Cost	
Funding Source	Local
Priority/Status	High; Incomplete This action has not been completed due to lack of funding. The time frame for the action has been extended to ensure completion.
Action Description	Establish Local Funding Mechanisms for Flood Mitigation.
Goal	Prevention Property Protection Natural Resource Protection Structural Mitigation
Hazards Addressed	Flooding
Local Planning Mechanism	Planning Department, Mayor, City Council
Estimated Time Frame for Completion	2025

Estimated Cost	
Funding Source	Local
Priority/Status	High; Incomplete
	This action has not been completed due to lack of funding. The time frame for the action has been extended to ensure completion.
Action Description	Remove Existing Structures from Flood Hazard Areas.
Goal	Prevention Property Protection
Hazards Addressed	Flooding
Local Planning Mechanism	Public Works
Estimated Time Frame for Completion	2025
Estimated Cost	
Funding Source	Local
Priority/Status	High; Ongoing
Action Description	Improve Stormwater Drainage System Capacity.
Goal	Property Protection Structural Mitigation
Hazards Addressed	Flooding
Local Planning Mechanism	Public Works
Estimated Time Frame for Completion	2025

Estimated Cost	
Funding Source	Local
Priority/Status	High; Ongoing
Action Description	Conduct Regular Maintenance of Drainage Systems and Flood Control Structures
Goal	Property Protection Natural Resource Protection Structural Mitigation
Hazards Addressed	Flooding
Local Planning Mechanism	Public Works, Storm Water Utility
Estimated Time Frame for Completion	Long Term
Estimated Cost	
Funding Source	Local
Priority/Status	High; Ongoing Due to the importance of this action, this action will need to be maintained on an annual basis. The changes have been reflected within the action.
Action Description	Elevate or Retrofit Structures and Utilities.
Goal	Prevention Property Protection Structural Mitigation
Hazards Addressed	Flooding
Local Planning Mechanism	Building and Engineering Department

Estimated Time Frame for Completion	2025
Estimated Cost	
Funding Source	Local
Priority/Status	High; Ongoing
Action Description	Floodproof Residential and Non-Residential Structures
Goal	Prevention Property Protection Structural Mitigation
Hazards Addressed	Flooding
Local Planning Mechanism	Building Department, Homeowners, Business Organizations, FEMA
Estimated Time Frame for Completion	2025
Estimated Cost	
Funding Source	Local
Priority/Status	High; Ongoing
Action Description	Protect Infrastructure
Goal	Prevention Property Protection Structural Mitigation
Hazards Addressed	Flooding

Local Planning Mechanism	Building & Engineering Department
Estimated Time Frame for Completion	Annually
Estimated Cost	
Funding Source	Local
Priority/Status	High; Yearly; Replaced The previous mitigation plan had Protect Critical Facilities and Infrastructure for every individual hazard. Another mitigation action replaces this current action in order to streamline the plan and to adopt the “all hazards” approach within mitigation planning.
Action Description	Protect Critical Facilities.
Goal	Prevention Property Protection Structural Mitigation
Hazards Addressed	Flooding
Local Planning Mechanism	Building & Engineering Department
Estimated Time Frame for Completion	Annually
Estimated Cost	
Funding Source	Local
Priority/Status	High; Yearly; Replaced The previous mitigation plan had Protect Critical Facilities and Infrastructure for every individual hazard. Another mitigation action replaces this current action in order to streamline the plan and to adopt the “all hazards” approach within mitigation planning.
Action Description	Construct Flood Control Measures.
Goal	Prevention

Hazards Addressed	Flooding
Local Planning Mechanism	Flood Control District, Public Works and Engineering Department
Estimated Time Frame for Completion	2025
Estimated Cost	
Funding Source	Local
Priority/Status	High; Ongoing
Action Description	Protect and Restore Natural Flood Mitigation Features
Goal	Natural Resource Protection Structural Mitigation
Hazards Addressed	Flooding
Local Planning Mechanism	Mayor, City Council, Parks and Recreation Department, Planning Department
Estimated Time Frame for Completion	2025
Estimated Cost	
Funding Source	Local
Priority/Status	Medium; Ongoing
Action Description	Preserve Floodplains as Open Space.
Goal	Prevention Natural Resource Protection

Hazards Addressed	Flooding
Local Planning Mechanism	Mayor, City Council, Land Trust, Parks & Recreation Department
Estimated Time Frame for Completion	2025
Estimated Cost	
Funding Source	Local
Priority/Status	Medium; Ongoing
Action Description	Increase Awareness of Flood Risk and Safety
Goal	Public Education and Awareness
Hazards Addressed	Flooding
Local Planning Mechanism	Mayor, City Council, Jefferson County EMA, AEMA
Estimated Time Frame for Completion	Annually
Estimated Cost	
Funding Source	FEMA/State/Local
Priority/Status	High; Yearly; Replaced Flood Risk and Safety is advertised via social media and websites, as well as through partnerships with local media. This mitigation action has been replaced with a new action in order to streamline the plan and to adopt the “all hazards” approach within mitigation planning and awareness.
Action Description	Educate Property Owners About Flood Mitigation Techniques
Goal	Public Education and Awareness
Hazards Addressed	Flooding

Local Planning Mechanism	FEMA, AEMA, Jefferson County EMA, Mayor, City Council
Estimated Time Frame for Completion	Annually
Estimated Cost	
Funding Source	FEMA/State/Local
Priority/Status	High; Yearly; Replaced This mitigation action has been replaced with a new action in order to streamline the plan and to adopt the “all hazards” approach within mitigation planning and awareness
Action Description	Map and Assess Vulnerability to Erosion
Goal	Prevention
Hazards Addressed	Landslides/Erosion
Local Planning Mechanism	GIS Department, USGS, FEMA, Planning Department
Estimated Time Frame for Completion	2025
Estimated Cost	
Funding Source	Local
Priority/Status	High; Ongoing
Action Description	Manage Development in Erosion Hazard Areas
Goal	Prevention
Hazards Addressed	Landslides/Erosion
Local Planning Mechanism	Building Department, Engineering Department

Estimated Time Frame for Completion	2025
Estimated Cost	
Funding Source	Local
Priority/Status	High; Ongoing
Action Description	Promote or Require Site and Building Design Standards to Minimize Erosion Risk
Goal	Prevention Natural Resource Protection
Hazards Addressed	Landslides/Erosion
Local Planning Mechanism	Mayor, City Council, Planning & Zoning Department
Estimated Time Frame for Completion	2025
Estimated Cost	
Funding Source	Local
Priority/Status	High; Incomplete Some mitigation actions included in previous Hazard Mitigation Plans have not been completed due to attrition and lack of funding. These mitigation actions have been included in this Hazard Mitigation Plan to be implemented in the future.
Action Description	Remove Existing Buildings and Infrastructure from Erosion Hazard Areas
Goal	Prevention Property Protection Structural Mitigation
Hazards Addressed	Landslides/Erosion

Local Planning Mechanism	Building Department, Mayor, Engineering Department, City Council
Estimated Time Frame for Completion	2025
Estimated Cost	
Funding Source	Local
Priority/Status	Medium; Ongoing
Action Description	Stabilize Erosion Hazard Areas
Goal	Prevention Property Protection Natural Resource Protection Structural Mitigation
Hazards Addressed	Landslides/Erosion
Local Planning Mechanism	Department of Agriculture, Agriculture Extension Agent
Estimated Time Frame for Completion	2025
Estimated Cost	
Funding Source	State/Local
Priority/Status	High; Ongoing
Action Description	Increase Awareness of Erosion Hazards
Goal	Public Education and Awareness

Hazards Addressed	Landslides/Erosion
Local Planning Mechanism	AEMA, Jefferson County EMA, Planning Department
Estimated Time Frame for Completion	Annually
Estimated Cost	
Funding Source	FEMA/State/Local
Priority/Status	High; Yearly; Replaced Erosion hazard awareness is advertised annually via social media and agency websites. This mitigation action has been replaced with a new action in order to streamline the plan and to adopt the “all hazards” approach within mitigation planning and awareness.
Action Description	Map and Assess Vulnerability in Subsidence
Goal	Prevention
Hazards Addressed	Land Subsidence
Local Planning Mechanism	FEMA, AEMA
Estimated Time Frame for Completion	2025
Estimated Cost	
Funding Source	State, Local
Priority/Status	High; Ongoing
Action Description	Manage Development in High-Risk Areas
Goal	Prevention
Hazards Addressed	Land Subsidence

Local Planning Mechanism	Building Department, Planning Department, Mayor, City Council
Estimated Time Frame for Completion	2025
Estimated Cost	
Funding Source	Local
Priority/Status	High; Ongoing
Action Description	Consider Subsidence in Building Design
Goal	Prevention
Hazards Addressed	Land Subsidence
Local Planning Mechanism	Engineering Department
Estimated Time Frame for Completion	2025
Estimated Cost	
Funding Source	Private
Priority/Status	High; Incomplete Some mitigation actions included in previous Hazard Mitigation Plans have not been completed due to attrition and lack of funding. These mitigation actions have been included in this Hazard Mitigation Plan to be implemented in the future.
Action Description	Monitor Subsidence Risk Factors
Goal	Prevention Natural Resource Protection
Hazards Addressed	Land Subsidence

Local Planning Mechanism	USGS, GIS Department
Estimated Time Frame for Completion	Annually
Estimated Cost	
Funding Source	Local
Priority/Status	Low; Yearly
Action Description	Remove Existing Structures from Subsidence Hazard Areas
Goal	Property Protection Structural Mitigation
Hazards Addressed	Land Subsidence
Local Planning Mechanism	Mayor, City Council, Public Works Department
Estimated Time Frame for Completion	2025
Estimated Cost	
Funding Source	Local
Priority/Status	Low; Ongoing

Action Description	Educate Residents About Subsidence
Goal	Public Education and Awareness
Hazards Addressed	Land Subsidence
Local Planning Mechanism	Jefferson County EMA, AEMA, FEMA
Estimated Time Frame for Completion	Annually
Estimated Cost	
Funding Source	FEMA/State/Local
Priority/Status	Low; Yearly; Replaced Subsidence hazard awareness is advertised annually via social media, website postings, and partnerships with the media. This mitigation action has been replaced with a new action in order to streamline the plan and to adopt the “all hazards” approach within mitigation planning and awareness.

Action Description	Encourage Construction of Safe Rooms
Goal	Property Protection Structural Mitigation Public Education and Awareness
Hazards Addressed	Tornadoes
Local Planning Mechanism	Jefferson County EMA, FEMA, Engineering Department
Estimated Time Frame for Completion	Ongoing, most of the citizens rely on grant funds to construct safe rooms, some of the citizens have been listed on the wait list.
Estimated Cost	
Funding Source	Local
Priority/Status	High; Ongoing

Action Description	Require Wind-Resistant Building Techniques
Goal	Prevention Property Protection
Hazards Addressed	Tornadoes
Local Planning Mechanism	Mayor, City Council, Building Department
Estimated Time Frame for Completion	2019
Estimated Cost	
Funding Source	Local
Priority/Status	High; Incomplete; Replaced This mitigation action has been replaced with a new action in order to streamline the plan and to adopt the “all hazards” approach within mitigation planning and awareness.
Action Description	Conduct Tornado Awareness Activities
Goal	Public Education and Awareness
Hazards Addressed	Tornadoes
Local Planning Mechanism	EMA, AEMA, FEMA
Estimated Time Frame for Completion	Ongoing, Annually
Estimated Cost	
Funding Source	Local
Priority/Status	High; Ongoing; Replaced Tornado hazard awareness is advertised annually via social media, website postings, and partnerships with the media. This mitigation action has been replaced with a new action in order to streamline the plan and to adopt the “all hazards” approach within mitigation planning and awareness.

Action Description	Map and Assess Vulnerability to Wildfire
Goal	Prevention Property Protection Natural Resource Protection
Hazards Addressed	Wildfires
Local Planning Mechanism	USDA, Fire Districts, GIS Department
Estimated Time Frame for Completion	Long Range
Estimated Cost	
Funding Source	State/Local
Priority/Status	Medium; Replaced Vulnerability to hazards is assessed on an annual basis through open sources data and partnership with Jefferson County EMA. Due to several actions assessing vulnerability, this mitigation action has been replaced with a new action in order to streamline the plan and to adopt the “all hazards” approach within mitigation planning and awareness.
Action Description	Incorporate Wildfire Mitigation in The Comprehensive Plan
Goal	Prevention Property Protection Natural Resource Protection
Hazards Addressed	Wildfires
Local Planning Mechanism	Mayor, City Council, Planning Department, Fire District
Estimated Time Frame for Completion	Short Range
Estimated Cost	
Funding Source	Local

Priority/Status	High; Ongoing
Action Description	Reduce Risk Through Land Use Planning
Goal	Prevention
Hazards Addressed	Wildfires
Local Planning Mechanism	Planning Department, Parks & Recreation Department
Estimated Time Frame for Completion	Short Range
Estimated Cost	
Funding Source	Local
Priority/Status	High; Ongoing
Action Description	Develop A Wildland-Urban Interface Code
Goal	Prevention
Hazards Addressed	Wildfires
Local Planning Mechanism	USDA, Mayor, City Council, Fire Districts, Planning Department, Zoning Department
Estimated Time Frame for Completion	Long Range
Estimated Cost	
Funding Source	State/Local

Priority/Status	Medium; Ongoing
Action Description	Require or Encourage Fire Resistant Construction
Goal	Prevention Property Protection Structural Mitigation Public Education and Awareness
Hazards Addressed	Wildfires
Local Planning Mechanism	Mayor, City Council, Fire Department
Estimated Time Frame for Completion	Ongoing
Estimated Cost	
Funding Source	Local
Priority/Status	Low; Ongoing
Action Description	Retrofit At-Risk Structures with Ignition-Resistant Materials
Goal	Prevention Property Protection Structural Mitigation
Hazards Addressed	Wildfires
Local Planning Mechanism	Building Department, Fire Department

Estimated Time Frame for Completion	Long Range
Estimated Cost	
Funding Source	Local
Priority/Status	Low; Ongoing
Action Description	Create Defensible Space Around Structures and Infrastructure
Goal	Prevention Property Protection Natural Resource Protection Structural Mitigation
Hazards Addressed	Wildfires
Local Planning Mechanism	Planning Department, Zoning Department
Estimated Time Frame for Completion	Mid- Range
Estimated Cost	
Funding Source	Local
Priority/Status	High; Ongoing
Action Description	Conduct Maintenance to Reduce Risk
Goal	Prevention Property Protection Natural Resource Protection Structural Mitigation

Hazards Addressed	Wildfires
Local Planning Mechanism	Planning Department, Zoning Department, Homeowners Associations
Estimated Time Frame for Completion	Ongoing
Estimated Cost	
Funding Source	Local
Priority/Status	Medium; Ongoing

Action Description	Implement A Fuels Management Program
Goal	Prevention Property Protection Natural Resource Protection
Hazards Addressed	Wildfires
Local Planning Mechanism	State Forestry, Fire Marshall
Estimated Time Frame for Completion	Mid-Range
Estimated Cost	
Funding Source	Local
Priority/Status	Medium; Ongoing

Action Description	Participate in Firewise Program
Goal	Prevention

Hazards Addressed	Wildfires
Local Planning Mechanism	Mayor, City Council, Fire Department
Estimated Time Frame for Completion	Ongoing
Estimated Cost	
Funding Source	Local
Priority/Status	High; Ongoing
Action Description	Increase Wildfire Risk Awareness
Goal	Public Education and Awareness
Hazards Addressed	Wildfires
Local Planning Mechanism	State Forestry, Fire Marshall
Estimated Time Frame for Completion	Ongoing
Estimated Cost	
Funding Source	Local
Priority/Status	High; Ongoing
Action Description	Educate Property Owners About Wildfire Mitigation Techniques
Goal	Public Education and Awareness
Hazards Addressed	Wildfires

Local Planning Mechanism	Jefferson County EMA, State Forestry, Fire Marshall
Estimated Time Frame for Completion	Ongoing
Estimated Cost	
Funding Source	FEMA/State/Local
Priority/Status	High; Ongoing; Replaced Wildfire mitigation techniques and hazard awareness is advertised annually via social media, website postings, and partnerships with the media. This mitigation action has been replaced with a new action in order to streamline the plan and to adopt the “all hazards” approach within mitigation planning and awareness.
Action Description	Adopt and Enforce Building Codes
Goal	Prevention Property Protection
Hazards Addressed	Winter Storms/Freezes
Local Planning Mechanism	Mayor, City Council, Zoning Department
Estimated Time Frame for Completion	Annually
Estimated Cost	
Funding Source	Local
Priority/Status	High; Yearly; Replaced The previous mitigation plan had adopt and enforce building codes for every individual hazard. A new mitigation action has been developed in order to streamline the plan and to adopt the “all hazards” approach within mitigation planning.
Action Description	Protect Buildings and Infrastructure
Goal	Prevention Property Protection Structural Mitigation

Hazards Addressed	Winter Storms/Freezes
Local Planning Mechanism	Fire Department
Estimated Time Frame for Completion	Annually
Estimated Cost	
Funding Source	Local
Priority/Status	Medium; Yearly; Replaced This mitigation action has been replaced with a new action in order to streamline the plan and to adopt the “all hazards” approach within mitigation planning and awareness.
Action Description	Protect Power Lines
Goal	Prevention Structural Mitigation
Hazards Addressed	Winter Storms/Freezes
Local Planning Mechanism	Alabama Power
Estimated Time Frame for Completion	Annually and As the Need Arises
Estimated Cost	
Funding Source	Local/Private
Priority/Status	High; Yearly; Replaced This mitigation action has been replaced with a new action in order to streamline the plan and to adopt the “all hazards” approach within mitigation planning and awareness.
Action Description	Reduce Impacts to Roadways
Goal	Structural Mitigation

Hazards Addressed	Winter Storms/Freezes
Local Planning Mechanism	Public Works Department, ALDOT
Estimated Time Frame for Completion	Working with Alabama Department of Transportation
Estimated Cost	
Funding Source	Local
Priority/Status	Medium; Replaced This mitigation action has been replaced with a new action in order to streamline the plan and to adopt the “all hazards” approach within mitigation planning and awareness.
Action Description	Conduct Winter Weather Risk Awareness Activities
Goal	Public Education and Awareness
Hazards Addressed	Winter Storms/Freezes
Local Planning Mechanism	Home Owners Associations
Estimated Time Frame for Completion	Annually
Estimated Cost	
Funding Source	FEMA/State/Local
Priority/Status	High; Yearly; Replaced Winter Weather risk and hazard awareness is advertised annually via social media, website postings, and partnerships with the media. This mitigation action has been replaced with a new action in order to streamline the plan and to adopt the “all hazards” approach within mitigation planning and awareness.
Action Description	Assist Vulnerable Populations
Goal	Property Protection Public Education and Awareness

Hazards Addressed	Winter Storms/Freezes
Local Planning Mechanism	Jefferson County Community Development
Estimated Time Frame for Completion	2016
Estimated Cost	
Funding Source	Local/State
Priority/Status	High; Completed; Replaced Assisting vulnerable populations is done through our volunteer organizations active in disasters ad community groups. This mitigation action has been replaced with a new action in order to streamline the plan and to adopt the “all hazards” approach within mitigation planning and awareness.

Action Description	Reduce Urban Island Heat Effect
Goal	Prevention Property Protection Structural Mitigation
Hazards Addressed	Extreme Temperatures
Local Planning Mechanism	Planning Department, Parks & Recreation Department
Estimated Time Frame for Completion	2025
Estimated Cost	
Funding Source	Local
Priority/Status	Medium; Ongoing

Action Description	Increase Awareness of Extreme Temperature Risk and Safety
Goal	Public Education and Awareness

Hazards Addressed	Extreme Temperatures
Local Planning Mechanism	Jefferson County EMA, AEMA, FEMA
Estimated Time Frame for Completion	Annually
Estimated Cost	
Funding Source	FEMA/State/Local
Priority/Status	High; Yearly; Replaced Extreme Temperature hazard awareness is advertised annually via social media, website postings, and partnerships with the media. This mitigation action has been replaced with a new action in order to streamline the plan and to adopt the “all hazards” approach within mitigation planning and awareness.
Action Description	Assist Vulnerable Populations
Goal	Property Protection Public Education and Awareness
Hazards Addressed	Extreme Temperatures
Local Planning Mechanism	Jefferson County Community Development
Estimated Time Frame for Completion	2016
Estimated Cost	
Funding Source	State/Local
Priority/Status	High; Completed; Replaced Assisting vulnerable populations is done through our volunteer organizations active in disasters ad community groups. This mitigation action has been replaced with a new action in order to streamline the plan and to adopt the “all hazards” approach within mitigation planning and awareness.
Action Description	Educate Property Owners About Freezing Pipes
Goal	Public Education and Awareness

Hazards Addressed	Extreme Temperatures
Local Planning Mechanism	Jefferson County EMA, AEMA, FEMA
Estimated Time Frame for Completion	Ongoing; Seasonal
Estimated Cost	No Additional Cost
Funding Source	FEMA/State/Local
Priority/Status	Medium; Ongoing; Replaced Freezing pipe awareness falls under winter weather hazard awareness, and is advertised annually via social media, website postings, and partnerships with the media. This mitigation action has been replaced with a new action in order to streamline the plan and to adopt the “all hazards” approach within mitigation planning and awareness.
Action Description	Locate Safe Rooms to Minimize Damage
Goal	Property Protection
Hazards Addressed	Hail
Local Planning Mechanism	Homeowner Associations, Jefferson County Community Development
Estimated Time Frame for Completion	2020
Estimated Cost	
Funding Source	Local
Priority/Status	High; Completed All county wide saferooms are available via the Jefferson County EMA website. This includes a searchable tool to find the closest safe room near your location.
Action Description	Protect Buildings from Hail Damage

Goal	Prevention Property Protection Structural Mitigation
Hazards Addressed	Hail
Local Planning Mechanism	Building Depts
Estimated Time Frame for Completion	2025
Estimated Cost	
Funding Source	Local
Priority/Status	Low; Ongoing
Action Description	Increase Hail Risk Awareness
Goal	Public Education and Awareness
Hazards Addressed	Hail
Local Planning Mechanism	Jefferson County EMA, ADEM, FEMA
Estimated Time Frame for Completion	Annually
Estimated Cost	
Funding Source	FEMA/State/Local
Priority/Status	Medium; Yearly; Replaced Hail risk and hazard awareness is advertised annually via social media, website postings, and partnerships with the media. This mitigation action has been replaced with a new action in order to streamline the plan and to adopt the “all hazards” approach within mitigation planning and awareness.
Action Description	Map and Assess Vulnerability to Landslides

Goal	Prevention
Hazards Addressed	Landslide
Local Planning Mechanism	USGS, GIS Department, Planning & Building Departments
Estimated Time Frame for Completion	2025
Estimated Cost	
Funding Source	State/Local
Priority/Status	High; Ongoing
Action Description	Manage Development in Landslide Hazard Areas
Goal	Prevention
Hazards Addressed	Landslide
Local Planning Mechanism	Mayor, Council, Planning Department, Zoning Department
Estimated Time Frame for Completion	2025
Estimated Cost	
Funding Source	State/Local
Priority/Status	High; Ongoing
Action Description	Prevent Impacts to Roadways

Goal	Prevention Structural Mitigation
Hazards Addressed	Landslide
Local Planning Mechanism	Mayor's Office, Engineering Department
Estimated Time Frame for Completion	2025
Estimated Cost	
Funding Source	State/Local
Priority/Status	Low; Ongoing
Action Description	Remove Existing Buildings and Infrastructure from Landslide Hazard Areas
Goal	Property Protection Structural Mitigation
Hazards Addressed	Landslide
Local Planning Mechanism	Mayor's Office
Estimated Time Frame for Completion	2025
Estimated Cost	
Funding Source	FEMA
Priority/Status	Low; Ongoing
Action Description	Protect Critical Facilities and Equipment

Goal	Property Protection Structural Mitigation
Hazards Addressed	Lightning
Local Planning Mechanism	Building Inspection
Estimated Time Frame for Completion	2020
Estimated Cost	
Funding Source	Private/Local
Priority/Status	Medium; Replaced No action in past five years due to lack of funding. This mitigation action has been replaced with a new action in order to streamline the plan, and to adopt the “all hazards” approach within mitigation planning and awareness.
Action Description	Conduct Lightning Awareness Programs
Goal	Public Education and Awareness
Hazards Addressed	Lightning
Local Planning Mechanism	Mayor’s Office
Estimated Time Frame for Completion	2020
Estimated Cost	
Funding Source	FEMA/State
Priority/Status	Low; Completed; Replaced Lightning hazard awareness is advertised annually via social media, website postings, and partnerships with the media. This mitigation action has been replaced with a new action in order to streamline the plan and to adopt the “all hazards” approach within mitigation planning and awareness.
Action Description	Adopt and Enforce Building Codes

Goal	Prevention Property Protection
Hazards Addressed	Severe Wind
Local Planning Mechanism	Building Inspection
Estimated Time Frame for Completion	2020
Estimated Cost	
Funding Source	Local
Priority/Status	High; Replaced The previous mitigation plan had adopt and enforce building codes for every individual hazard. A new mitigation action has been developed in order to streamline the plan and to adopt the “all hazards” approach within mitigation planning.
Action Description	Promote or Require Site and Building Design Standards to Minimize Wind Damage
Goal	Prevention Property Protection
Hazards Addressed	Severe Wind
Local Planning Mechanism	Building Inspection
Estimated Time Frame for Completion	2020
Estimated Cost	
Funding Source	Local
Priority/Status	Medium; Incomplete No action in past five years due to lack of funding.
Action Description	Assess Vulnerability to Severe Wind

Goal	Prevention
Hazards Addressed	Severe Wind
Local Planning Mechanism	Building Inspection
Estimated Time Frame for Completion	2020
Estimated Cost	
Funding Source	Local
Priority/Status	Low; Completed Vulnerability to hazards is assessed on an annual basis through open sources data and partnership with Jefferson County EMA. Due to several actions assessing vulnerability, this mitigation action has been replaced with a new action in order to streamline the plan and to adopt the “all hazards” approach within mitigation planning and awareness.
Action Description	Protect Power Lines and Infrastructure
Goal	Prevention Property Protection Structural Mitigation
Hazards Addressed	Severe Wind
Local Planning Mechanism	Building Inspection
Estimated Time Frame for Completion	2020
Estimated Cost	
Funding Source	Private/Local
Priority/Status	Low; Completed; Replaced No action in past five years due to lack of funding. This mitigation action has been replaced with a new action in order to streamline the plan, and to adopt the “all hazards” approach within mitigation planning and awareness.
Action Description	Retrofit Residential Buildings

Goal	Prevention Property Protection Structural Mitigation
Hazards Addressed	Severe Wind
Local Planning Mechanism	Building Inspection
Estimated Time Frame for Completion	2020
Estimated Cost	
Funding Source	Private
Priority/Status	Low; Incomplete No action in past five years due to lack of funding.
Action Description	Retrofit Public Buildings and Critical Facilities
Goal	Prevention Property Protection Structural Mitigation
Hazards Addressed	Severe Wind
Local Planning Mechanism	Building Inspection
Estimated Time Frame for Completion	2025
Estimated Cost	
Funding Source	Local/Private
Priority/Status	Low; Ongoing

Action Description	Increase Severe Wind Risk Awareness
Goal	Public Education and Awareness
Hazards Addressed	Severe Wind
Local Planning Mechanism	Mayor's Office
Estimated Time Frame for Completion	2017
Estimated Cost	
Funding Source	FEMA
Priority/Status	Low; Completed; Replaced Severe Wind risk and hazard awareness is advertised annually via social media, website postings, and partnerships with the media. This mitigation action has been replaced with a new action in order to streamline the plan and to adopt the "all hazards" approach within mitigation planning and awareness.

Action Description	Assess Community Risk
Goal	Prevention
Hazards Addressed	Multiple Hazards
Local Planning Mechanism	Fire Department
Estimated Time Frame for Completion	2018
Estimated Cost	
Funding Source	Local
Priority/Status	High; Completed

Action Description	Map Community Risk
Goal	Prevention
Hazards Addressed	Multiple Hazards
Local Planning Mechanism	Mayor's Office
Estimated Time Frame for Completion	2025
Estimated Cost	
Funding Source	FEMA/State/Local
Priority/Status	Medium; Ongoing
Action Description	Prevent Development in Hazard Areas
Goal	Prevention
Hazards Addressed	Multiple Hazards
Local Planning Mechanism	Building Inspection, Mayor's Office
Estimated Time Frame for Completion	2025
Estimated Cost	No Additional Cost
Funding Source	Local
Priority/Status	Medium; Ongoing

Action Description	Adopt Development Regulations in Hazard Areas
Goal	Prevention
Hazards Addressed	Multiple Hazards
Local Planning Mechanism	Building Inspection, Mayor's Office
Estimated Time Frame for Completion	2025
Estimated Cost	No Additional Cost
Funding Source	Local
Priority/Status	Medium; Ongoing

Action Description	Limit Density in Hazard Areas
Goal	Prevention
Hazards Addressed	Multiple Hazards
Local Planning Mechanism	Building Inspection, Mayor's Office
Estimated Time Frame for Completion	2025
Estimated Cost	No Additional Cost
Funding Source	Local
Priority/Status	Medium; Ongoing

Action Description	Integrate Mitigation into Local Planning
Goal	Prevention
Hazards Addressed	Multiple Hazards
Local Planning Mechanism	Building Inspection, Mayor's Office
Estimated Time Frame for Completion	2016
Estimated Cost	
Funding Source	Local
Priority/Status	Medium; Completed

Action Description	Strengthen Land Use Regulations
Goal	Prevention
Hazards Addressed	Multiple Hazards
Local Planning Mechanism	Building Inspection, Mayor's Office
Estimated Time Frame for Completion	2025
Estimated Cost	
Funding Source	Local
Priority/Status	Medium; Incomplete No action in past five years due to lack of funding. The time frame for this action has been extended in order to see completion.

Action Description	Adopt and Enforce Building Codes
Goal	Prevention Property Protection
Hazards Addressed	Multiple Hazards
Local Planning Mechanism	Building Inspections
Estimated Time Frame for Completion	2020
Estimated Cost	
Funding Source	Local
Priority/Status	High; Replaced The previous mitigation plan had adopt and enforce building codes for every individual hazard. A new mitigation action has been developed in order to streamline the plan and to adopt the “all hazards” approach within mitigation planning.
Action Description	Create Local Funding Mechanisms for Hazard Mitigation
Goal	Prevention
Hazards Addressed	Multiple Hazards
Local Planning Mechanism	Mayor’s Office
Estimated Time Frame for Completion	2030
Estimated Cost	
Funding Source	FEMA/State
Priority/Status	Low; Incomplete No action in past five years due to lack of funding. The time frame for this action has been extended in order to see completion.

Action Description	Incentivize Hazard Mitigation
Goal	Prevention
Hazards Addressed	Multiple Hazards
Local Planning Mechanism	Mayor's Office
Estimated Time Frame for Completion	2030
Estimated Cost	
Funding Source	Private
Priority/Status	Low; Incomplete No action in past five years due to lack of funding. The time frame for this action has been extended in order to see completion.
Action Description	Monitor Mitigation Plan Implementation
Goal	Prevention
Hazards Addressed	Multiple Hazards
Local Planning Mechanism	Mayor's Office
Estimated Time Frame for Completion	Annually
Estimated Cost	
Funding Source	FEMA/Local
Priority/Status	Low; Yearly

Action Description	Protect Structures
Goal	Prevention Property Protection Structural Mitigation
Hazards Addressed	Multiple Hazards
Local Planning Mechanism	Building Inspection, Fire Department
Estimated Time Frame for Completion	2025
Estimated Cost	
Funding Source	Local
Priority/Status	High; Ongoing
Action Description	Protect Infrastructure and Critical Facilities
Goal	Property Protection Structural Mitigation
Hazards Addressed	Multiple Hazards
Local Planning Mechanism	Building Inspection, Fire Department
Estimated Time Frame for Completion	2025
Estimated Cost	
Funding Source	Local

Priority/Status	High; Replaced No action in past five years due to lack of funding. This mitigation action has been replaced with a new action in order to streamline the plan, and to adopt the “all hazards” approach within mitigation planning and awareness
Action Description	Increase Hazard Education and Risk Awareness
Goal	Public Education and Awareness
Hazards Addressed	Multiple Hazards
Local Planning Mechanism	Mayor’s Office
Estimated Time Frame for Completion	2017
Estimated Cost	
Funding Source	FEMA
Priority/Status	Medium; Completed
Action Description	Improve Household Disaster Preparedness
Goal	Public Education and Awareness
Hazards Addressed	Multiple Hazards
Local Planning Mechanism	Mayor’s Office
Estimated Time Frame for Completion	2017
Estimated Cost	
Funding Source	FEMA

Priority/Status	Medium; Completed
Action Description	Promote Private Mitigation Efforts
Goal	Public Education and Awareness
Hazards Addressed	Multiple Hazards
Local Planning Mechanism	Mayor's Office
Estimated Time Frame for Completion	2017
Estimated Cost	
Funding Source	FEMA
Priority/Status	Medium; Completed
Action Description	Add Outdoor Warning Sirens Inside Municipal Boundary
Goal	Emergency Services Public Education and Awareness
Hazards Addressed	Multiple Hazards
Local Planning Mechanism	Jefferson County Emergency Management Agency, Mayors Office
Estimated Time Frame for Completion	Long Term
Estimated Cost	Unknown
Funding Source	Local/ State/ Federal

Priority/Status	New Action; High
Action Description	Build and/or Purchase Saferooms And Place Inside Municipal Boundary
Goal	Prevention Emergency Services Public Education and Awareness
Hazards Addressed	Multiple Hazards
Local Planning Mechanism	Mayor's Office, Jefferson County EMA
Estimated Time Frame for Completion	Long Term
Estimated Cost	Unknown
Funding Source	Local/State/Federal
Priority/Status	New Action; High
Action Description	Protect and/or Retrofit Critical Facilities and Infrastructure.
Goal	Prevention Property Protection Structural Mitigation
Hazards Addressed	All Hazards
Local Planning Mechanism	Mayor's Office, Jefferson County EMA

Estimated Time Frame for Completion	Long Term
Estimated Cost	
Funding Source	FEMA/State/Local
Priority/Status	New; High; Yearly The previous mitigation plan had Protect Critical Facilities and Infrastructure for every individual hazard. This mitigation action replaces those actions in order to streamline the plan and to adopt the “all hazards” approach within mitigation planning.
Action Description	Protect and/or Retrofit Utility Infrastructure
Goal	Prevention Property Protection Structural Mitigation
Hazards Addressed	All Hazards
Local Planning Mechanism	Mayor’s Office, Jefferson County EMA
Estimated Time Frame for Completion	Long Term
Estimated Cost	
Funding Source	FEMA/State/Local
Priority/Status	New; High; The previous mitigation plan had Protect and/or Retrofit Utility Infrastructure for every individual hazard. This mitigation action replaces those actions in order to streamline the plan and to adopt the “all hazards” approach within mitigation planning.
Action Description	Assess Vulnerability and Hazard Risk

Goal	Emergency Services Public Education and Awareness Prevention Property Protection Structural Mitigation
Hazards Addressed	Multiple Hazards
Local Planning Mechanism	Jefferson County Emergency Management Agency, Mayors Office
Estimated Time Frame for Completion	Long Term
Estimated Cost	Unknown
Funding Source	Local, State, Federal
Priority/Status	New Action; High
Action Description	Increase Hazard Awareness and Increase Preparedness Within the Home through campaigns, fairs, seminars, direct mailings, materials, public service announcements, and other means of communications
Goal	Emergency Services Public Education and Awareness Prevention
Hazards Addressed	Multiple Hazards
Local Planning Mechanism	Jefferson County Emergency Management Agency, Mayors Office, Fire Department
Estimated Time Frame for Completion	Long Term
Estimated Cost	Unknown
Funding Source	Local, State, Federal
Priority/Status	New; High; Ongoing

Action Description	Adopt and enforce building codes
Goal	Property Protection Structural Mitigation Prevention
Hazards Addressed	Multiple Hazards
Local Planning Mechanism	Jefferson County Emergency Management Agency, Mayors Office, Fire Department, Building Inspection, Engineering Department
Estimated Time Frame for Completion	Long Term
Estimated Cost	Unknown
Funding Source	Local, State, Federal
Priority/Status	New; Medium; Ongoing

Action Description	Assist Vulnerable Populations
Goal	Public Education and Awareness Prevention
Hazards Addressed	Multiple Hazards
Local Planning Mechanism	Jefferson County Emergency Management Agency, Mayors Office, Jefferson County VOAD
Estimated Time Frame for Completion	Long Term
Estimated Cost	Unknown
Funding Source	Local, State and Federal
Priority/Status	New; High; Ongoing

Action Description	Remove Existing buildings and infrastructure from hazard areas
Goal	Property Protection Structural Mitigation Prevention
Hazards Addressed	Multiple Hazards
Local Planning Mechanism	Jefferson County Emergency Management Agency, Mayors Office
Estimated Time Frame for Completion	Long Term
Estimated Cost	Unknown
Funding Source	Local, State, Federal
Priority/Status	New; Medium
Action Description	Reduce impacts to roadways and bridges

Goal	Emergency Services Structural Mitigation Prevention
Hazards Addressed	Multiple Hazards
Local Planning Mechanism	Jefferson County Emergency Management Agency, Mayors Office, Public Works, ALDOT
Estimated Time Frame for Completion	Long Term
Estimated Cost	Unknown
Funding Source	Local, State and Federal
Priority/Status	New; Medium
Action Description	Construct Hazard Resilient Facilities and Infrastructure in order to provide continuity of operations and government.
Goal	Emergency Services Property Protection Structural Mitigation Prevention
Hazards Addressed	Multiple Hazards
Local Planning Mechanism	Jefferson County Emergency Management Agency
Estimated Time Frame for Completion	Long Term
Estimated Cost	Unknown
Funding Source	Local, State and Federal
Priority/Status	New; Low

**West Jefferson's
Mitigation Action
Plan**

Action Description	Hazard Awareness Weeks
Goal	Public Education and Awareness
Hazards Addressed	All Hazards
Local Planning Mechanism	JCEMA
Estimated Time Frame for Completion	Annually
Estimated Cost	Unknown
Funding Source	Federal/State/Local/Private
Priority/Status	High; Yearly; Completed; Replaced Hazard awareness weeks are advertised via social media and websites in partnership with the Jefferson County EMA. This mitigation action has been replaced with a new action in order to streamline the plan and to adopt the “all hazards” approach within mitigation planning and awareness.

Action Description	Preparedness Handbooks, Brochures. Distribution of Severe Weather Guides, Homeowner's Retrofit Guide, Etc.
Goal	Public Education and Awareness
Hazards Addressed	All Hazards
Local Planning Mechanism	JCEMA, AEMA, NWS, FEMA
Estimated Time Frame for Completion	Seasonal
Estimated Cost	Unknown
Funding Source	Federal/State/Local/Private
Priority/Status	High; Yearly; Replaced Brochures and information are provided to the public in various ways via the agency website, social media, and public engagement events. This mitigation action has been replaced with a new action in order to streamline the plan and to adopt the "all hazards" approach within mitigation planning and awareness.

Action Description	Emergency Preparedness Education Programs for Schools.
Goal	Public Education and Awareness
Hazards Addressed	All Hazards
Local Planning Mechanism	State Board of Education, Local School District, JCEMA, West Jefferson VFD
Estimated Time Frame for Completion	Annually
Estimated Cost	Unknown
Funding Source	Federal/State/Local/Private
Priority/Status	High; Yearly, September Various public safety organizations have provided presentations and safety fairs to school children within the jurisdiction.

Action Description	Drills, Exercises in Homes, Workplaces, Classrooms, Etc.
Goal	Public Education and Awareness
Hazards Addressed	All Hazards
Local Planning Mechanism	Fire Department, Local School District
Estimated Time Frame for Completion	Semi-Annually
Estimated Cost	Unknown
Funding Source	Federal/State/Local/Private
Priority/Status	High; Semi-Annually; Replaced These activities are encouraged through awareness weeks, via social media and agency websites. These activities are also required to occur within the jurisdictional school system.

Action Description	Everbridge Emergency Alert Notifications
Goal	Emergency Services Public Education and Awareness
Hazards Addressed	All Hazards
Local Planning Mechanism	Jefferson County Emergency Management Agency, Fire Department
Estimated Time Frame for Completion	Quarterly Drill with Mayors, Police Chiefs, And County Commissioners
Estimated Cost	Unknown
Funding Source	Federal/State/Local/Private
Priority/Status	High; Semi-Annually

Action Description	Hazard “Safety Fairs”.
Goal	Public Education and Awareness
Hazards Addressed	All Hazards
Local Planning Mechanism	Fire Department, Jefferson County EMA
Estimated Time Frame for Completion	Ongoing; Booths Set Up at Different Public Events Annually
Estimated Cost	Unknown
Funding Source	Federal/State/Local/Private
Priority/Status	High; Yearly; Replaced These events occur annually, via visits to schools (Back-to-School Programs), community events, community groups and our large annual event also known as “Be Ready Day.” This mitigation action has been replaced with a new action in order to streamline the plan and to adopt the “all hazards” approach within mitigation planning and awareness.
Action Description	Hazard Conferences, Seminars.
Goal	Public Education and Awareness
Hazards Addressed	All Hazards
Local Planning Mechanism	JCEMA
Estimated Time Frame for Completion	Ongoing, Send Out Training Information Using Local News and Community Flyers.
Estimated Cost	Unknown
Funding Source	Federal/State/Local/Private
Priority/Status	High; Ongoing; Replaced No action in past five years due to lack of funding. This mitigation action has been replaced with a new action in order to streamline the plan and to adopt the “all hazards” approach within mitigation planning and awareness.

Action Description	Assess Vulnerability to Drought Risk
Goal	Prevention
Hazards Addressed	All Hazards
Local Planning Mechanism	BWW
Estimated Time Frame for Completion	2025
Estimated Cost	Unknown
Funding Source	Federal/State/Local/Private
Priority/Status	Medium; Incomplete No action in past five years due to lack of funding.
Action Description	Monitor Drought Conditions
Goal	Public Education and Awareness
Hazards Addressed	All Hazards
Local Planning Mechanism	BWW, JCEMA, AEMA
Estimated Time Frame for Completion	Seasonally
Estimated Cost	Unknown
Funding Source	Federal/State/Local/Private
Priority/Status	Medium; Yearly;

Action Description	Monitor Water Supply
Goal	Prevention Natural Resource Protection
Hazards Addressed	Drought
Local Planning Mechanism	BWW, JCEMA, AEMA
Estimated Time Frame for Completion	Continuously
Estimated Cost	Unknown
Funding Source	Federal/State/Local/Private
Priority/Status	High; Ongoing The Water supply is monitored via our partnerships with local utilities.
Action Description	Plan for Drought
Goal	Prevention Natural Resource Protection
Hazards Addressed	Drought
Local Planning Mechanism	BWW, JCEMA
Estimated Time Frame for Completion	2020
Estimated Cost	Unknown
Funding Source	Federal/State/Local/Private
Priority/Status	Medium; Completed Drought planning is done annually in partnership with the EMA.

Action Description	Require Water Conservation During Drought Conditions
Goal	Prevention Natural Resource Protection
Hazards Addressed	Drought
Local Planning Mechanism	BWW, Town Council
Estimated Time Frame for Completion	Annually
Estimated Cost	Unknown
Funding Source	Federal/State/Local/Private
Priority/Status	High - Annual This action occurs on an as-needed basis.
Action Description	Retrofit Water Supply Systems.
Goal	Property Protection Natural Resource Protection Structural Mitigation
Hazards Addressed	Drought
Local Planning Mechanism	West Jefferson Gas & Water Dept.
Estimated Time Frame for Completion	2025
Estimated Cost	Unknown
Funding Source	Federal/State/Local/Private

Priority/Status	Medium; Incomplete Some mitigation actions included in previous Hazard Mitigation Plans have not been completed due to attrition and lack of funding. These mitigation actions have been included in this Hazard Mitigation Plan to be implemented in the future.
Action Description	Educate Residents on Water Saving Techniques.
Goal	Natural Resource Protection Public Education and Awareness
Hazards Addressed	Drought
Local Planning Mechanism	JCEMA, BWW, Mayor, Town Council
Estimated Time Frame for Completion	Semi-Annually
Estimated Cost	Unknown
Funding Source	Federal/State/Local/Private
Priority/Status	Low; Semi-Annually; Replaced Water saving techniques are broadcasted and amplified when extended periods of low to no precipitation occurs. This information is published via social media, website, meetings and local partnerships with news media. This mitigation action has been replaced with a new action in order to streamline the plan and to adopt the “all hazards” approach within mitigation planning and awareness.
Action Description	Protect Critical Facilities and Infrastructure.
Goal	Property Protection Structural Mitigation
Hazards Addressed	Earthquakes
Local Planning Mechanism	JCEMA, Fire Department, Gas & Water Dept.

Estimated Time Frame for Completion	Ongoing, Annually
Estimated Cost	Unknown
Funding Source	Federal/State/Local/Private
Priority/Status	High; Yearly; Replaced The previous mitigation plan had Protect Critical Facilities and Infrastructure for every individual hazard. Another mitigation action replaces this current action in order to streamline the plan and to adopt the “all hazards” approach within mitigation planning.
Action Description	Increase Earthquake Risk Awareness.
Goal	Public Education and Awareness
Hazards Addressed	Earthquakes
Local Planning Mechanism	Mayor’s Office, Town Council, JCEMA, AEMA, FEMA
Estimated Time Frame for Completion	Provide FEMA’s Information to Educate Local Citizens on a Semi-Annual Basis.
Estimated Cost	Unknown
Funding Source	Federal/State/Local/Private
Priority/Status	Medium; Yearly; Replaced Earthquake awareness has been advertised via social media and website postings. This mitigation action has been replaced with a new action in order to streamline the plan and to adopt the “all hazards” approach within mitigation planning and awareness.
Action Description	Provide Information on Structural and Non-Structural Retrofitting.
Goal	Property Protection Structural Mitigation Public Education and Awareness
Hazards Addressed	Earthquakes
Local Planning Mechanism	Mayor’s Office, Town Council, JCEMA, FEMA

Estimated Time Frame for Completion	2020
Estimated Cost	Unknown
Funding Source	Federal/State/Local/Private
Priority/Status	Medium; Ongoing; Replaced This mitigation action has been replaced with a new action in order to streamline the plan and to adopt the “all hazards” approach within mitigation planning and awareness.
Action Description	Adopt Policies to Reduce Stormwater Runoff.
Goal	Prevention Property Protection Natural Resource Protection Structural Mitigation
Hazards Addressed	Flooding
Local Planning Mechanism	Mayor’s Office, Town Council
Estimated Time Frame for Completion	2025
Estimated Cost	Unknown
Funding Source	Federal/State/Local/Private
Priority/Status	High; incomplete This action has not been completed due to lack of funding.
Action Description	Improve Stormwater Drainage System Capacity.
Goal	Property Protection Structural Mitigation

Hazards Addressed	Flooding
Local Planning Mechanism	Gas & Water Dept.
Estimated Time Frame for Completion	2025
Estimated Cost	Unknown
Funding Source	Federal/State/Local/Private
Priority/Status	High, Incomplete This action has not been completed due to lack of funding.

Action Description	Conduct Regular Maintenance of Drainage Systems and Flood Control Structures
Goal	Property Protection Natural Resource Protection Structural Mitigation
Hazards Addressed	Flooding
Local Planning Mechanism	Gas & Water Dept.
Estimated Time Frame for Completion	2025
Estimated Cost	Unknown
Funding Source	Federal/State/Local/Private
Priority/Status	High; Continue to Maintain

Action Description	Protect Critical Facilities & Infrastructure.
--------------------	---

Goal	Prevention Property Protection Structural Mitigation
Hazards Addressed	Flooding
Local Planning Mechanism	Mayor's Office, Town Council, Gas & Water Dept.
Estimated Time Frame for Completion	Annually
Estimated Cost	Unknown
Funding Source	FEDERAL/STATE/LOCAL/PRIVATE
Priority/Status	High; Yearly; Replaced No action in past five years due to lack of funding. This mitigation action has been replaced with a new action in order to streamline the plan, and to adopt the "all hazards" approach within mitigation planning and awareness.
Action Description	Increase Awareness of Erosion Hazards
Goal	Public Education and Awareness
Hazards Addressed	Landslides/Erosion
Local Planning Mechanism	JCEMA
Estimated Time Frame for Completion	Annually
Estimated Cost	Unknown
Funding Source	Federal/State/Local/Private/Private
Priority/Status	High; Yearly; Replaced Erosion hazard awareness is advertised annually via social media and agency websites. This mitigation action has been replaced with a new action in order to streamline the plan and to adopt the "all hazards" approach within mitigation planning and awareness.

Action Description	Educate Residents About Subsidence
Goal	Public Education and Awareness
Hazards Addressed	Land Subsidence
Local Planning Mechanism	JCEMA, AEMA, FEMA
Estimated Time Frame for Completion	Annually
Estimated Cost	Unknown
Funding Source	Federal/State/Local/Private
Priority/Status	Low; Yearly; Replaced Subsidence hazard awareness is advertised annually via social media, website postings, and partnerships with the media. This mitigation action has been replaced with a new action in order to streamline the plan and to adopt the “all hazards” approach within mitigation planning and awareness.

Action Description	Encourage Construction of Safe Rooms
Goal	Property Protection Structural Mitigation Public Education and Awareness
Hazards Addressed	Tornadoes
Local Planning Mechanism	Mayor’s Office, Town Council, JCEMA, AEMA, FEMA
Estimated Time Frame for Completion	Ongoing, most of the citizens rely on grant funds to construct safe rooms, some of the citizens have been listed on the wait list.
Estimated Cost	Unknown
Funding Source	State/Federal/State/Local/Private
Priority/Status	High; Ongoing

Action Description	Require Wind-Resistant Building Techniques
Goal	Prevention Property Protection
Hazards Addressed	Tornadoes
Local Planning Mechanism	Mayor's Office, Town Council, Current Building Codes, JCEMA, AEMA, FEMA
Estimated Time Frame for Completion	2019
Estimated Cost	Unknown
Funding Source	Federal/State/Local/Private
Priority/Status	High; incomplete; Replaced This mitigation action has been replaced with a new action in order to streamline the plan and to adopt the "all hazards" approach within mitigation planning and awareness.
Action Description	Conduct Tornado Awareness Activities
Goal	Public Education and Awareness
Hazards Addressed	Tornadoes
Local Planning Mechanism	Mayor's Office, Town Council, JCEMA, AEMA, FEMA
Estimated Time Frame for Completion	Ongoing, Annually
Estimated Cost	Unknown
Funding Source	Federal/State/Local/Private
Priority/Status	High; Ongoing; Replaced Tornado hazard awareness is advertised annually via social media, website postings, and partnerships with the media. This mitigation action has been replaced with a new action in order to streamline the plan and to adopt the "all hazards" approach within mitigation planning and awareness.

Action Description	Create Defensible Space Around Structures and Infrastructure
Goal	Prevention Property Protection Natural Resource Protection Structural Mitigation
Hazards Addressed	Wildfires
Local Planning Mechanism	Fire Dept.
Estimated Time Frame for Completion	Annually
Estimated Cost	Unknown
Funding Source	FEDERAL/STATE/LOCAL/PRIVATE
Priority/Status	High; Ongoing This action has not been completed due to lack of funding.
Action Description	Conduct Maintenance to Reduce Risk
Goal	Prevention Property Protection Natural Resource Protection Structural Mitigation

Hazards Addressed	Wildfires
Local Planning Mechanism	Home Owners, Fire Dept.
Estimated Time Frame for Completion	Annually
Estimated Cost	Unknown
Funding Source	Federal/State/Local/Private
Priority/Status	Medium; Yearly This action has not been completed due to lack of funding.
Action Description	Increase Wildfire Risk Awareness
Goal	Public Education and Awareness
Hazards Addressed	Wildfires
Local Planning Mechanism	Fire Department
Estimated Time Frame for Completion	Annually
Estimated Cost	Unknown
Funding Source	Federal/State/Local/Private
Priority/Status	Low; Yearly; Replaced Wildfire hazard awareness is advertised annually via social media, website postings, and partnerships with the media. This mitigation action has been replaced with a new action in order to streamline the plan and to adopt the “all hazards” approach within mitigation planning and awareness.
Action Description	Educate Property Owners About Wildfire Mitigation Techniques
Goal	Public Education and Awareness
Hazards Addressed	Wildfires
Local Planning Mechanism	Fire Department

Estimated Time Frame for Completion	Annually
Estimated Cost	Unknown
Funding Source	Federal/State/Local/Private
Priority/Status	Low; Yearly; Replaced Wildfire mitigation techniques and hazard awareness is advertised annually via social media, website postings, and partnerships with the media. This mitigation action has been replaced with a new action in order to streamline the plan and to adopt the “all hazards” approach within mitigation planning and awareness.
Action Description	Adopt and Enforce Building Codes
Goal	Prevention Property Protection
Hazards Addressed	Winter Storms/Freezes
Local Planning Mechanism	Building Inspection
Estimated Time Frame for Completion	Annually
Estimated Cost	Unknown
Funding Source	Federal/State/Local/Private
Priority/Status	Low; Yearly; Replaced The previous mitigation plan had adopt and enforce building codes for every individual hazard. A new mitigation action has been developed in order to streamline the plan and to adopt the “all hazards” approach within mitigation planning.
Action Description	Protect Buildings and Infrastructure
Goal	Prevention Property Protection Structural Mitigation
Hazards Addressed	Winter Storms/Freezes

Local Planning Mechanism	Fire Department
Estimated Time Frame for Completion	Annually
Estimated Cost	Unknown
Funding Source	Federal/State/Local/Private
Priority/Status	High; Yearly; Replaced . This mitigation action has been replaced with a new action in order to streamline the plan and to adopt the “all hazards” approach within mitigation planning and awareness.
Action Description	Protect Power Lines
Goal	Prevention Structural Mitigation
Hazards Addressed	Winter Storms/Freezes
Local Planning Mechanism	Fire Department
Estimated Time Frame for Completion	Annually and As the Need Arises
Estimated Cost	Unknown
Funding Source	Private
Priority/Status	High; Yearly; Replaced
Action Description	Reduce Impacts to Roadways
Goal	Structural Mitigation
Hazards Addressed	Winter Storms/Freezes

Local Planning Mechanism	Fire Department
Estimated Time Frame for Completion	Working with Alabama Department of Transportation
Estimated Cost	Unknown
Funding Source	Federal/State/Local/Private
Priority/Status	High; Replaced This mitigation action has been replaced with a new action in order to streamline the plan and to adopt the “all hazards” approach within mitigation planning and awareness.
Action Description	Conduct Winter Weather Risk Awareness Activities
Goal	Public Education and Awareness
Hazards Addressed	Winter Storms/Freezes
Local Planning Mechanism	Fire Department, Mayor’s Office
Estimated Time Frame for Completion	Annually
Estimated Cost	Unknown
Funding Source	Federal/State/Local/Private
Priority/Status	Medium; Yearly; Replaced Winter Weather risk and hazard awareness is advertised annually via social media, website postings, and partnerships with the media. This mitigation action has been replaced with a new action in order to streamline the plan and to adopt the “all hazards” approach within mitigation planning and awareness.
Action Description	Assist Vulnerable Populations
Goal	Property Protection Public Education and Awareness
Hazards Addressed	Winter Storms/Freezes

Local Planning Mechanism	Mayor’s Office, Fire Department, Police Department
Estimated Time Frame for Completion	Long Term
Estimated Cost	Unknown
Funding Source	Federal/State/Local/Private
Priority/Status	Medium; Ongoing; Replaced Assisting vulnerable populations is done through our volunteer organizations active in disasters ad community groups. This mitigation action has been replaced with a new action in order to streamline the plan and to adopt the “all hazards” approach within mitigation planning and awareness.
Action Description	Reduce Urban Island Heat Effect
Goal	Prevention Property Protection Structural Mitigation
Hazards Addressed	Extreme Temperatures
Local Planning Mechanism	Mayor’s Office
Estimated Time Frame for Completion	2025
Estimated Cost	Unknown
Funding Source	Federal/State/Local/Private
Priority/Status	Low This mitigation action has been replaced with a new action in order to streamline the plan and to adopt the “all hazards” approach within mitigation planning and awareness.
Action Description	Increase Awareness of Extreme Temperature Risk and Safety
Goal	Public Education and Awareness

Hazards Addressed	Extreme Temperatures
Local Planning Mechanism	Fire Department
Estimated Time Frame for Completion	Annually
Estimated Cost	Unknown
Funding Source	Federal/State/Local/Private
Priority/Status	Low; Yearly; Replaced Extreme Temperature hazard awareness is advertised annually via social media, website postings, and partnerships with the media. This mitigation action has been replaced with a new action in order to streamline the plan and to adopt the “all hazards” approach within mitigation planning and awareness.
Action Description	Assist Vulnerable Populations
Goal	Property Protection Public Education and Awareness
Hazards Addressed	Extreme Temperatures
Local Planning Mechanism	Mayor’s Office
Estimated Time Frame for Completion	Long Term
Estimated Cost	Unknown
Funding Source	Federal/State/Local/Private/Local
Priority/Status	Low; Ongoing; Replaced Assisting vulnerable populations is done through our volunteer organizations active in disasters ad community groups. This mitigation action has been replaced with a new action in order to streamline the plan and to adopt the “all hazards” approach within mitigation planning and awareness.
Action Description	Educate Property Owners About Freezing Pipes
Goal	Public Education and Awareness

Hazards Addressed	Extreme Temperatures
Local Planning Mechanism	Mayor's Office
Estimated Time Frame for Completion	Ongoing; Seasonal
Estimated Cost	Unknown
Funding Source	Federal/State/Local/Private
Priority/Status	Low; Ongoing; Replaced Freezing pipe awareness falls under winter weather hazard awareness, and is advertised annually via social media, website postings, and partnerships with the media. This mitigation action has been replaced with a new action in order to streamline the plan and to adopt the "all hazards" approach within mitigation planning and awareness.
Action Description	Locate Safe Rooms to Minimize Damage
Goal	Property Protection
Hazards Addressed	Hail
Local Planning Mechanism	Mayor's Office
Estimated Time Frame for Completion	Long Term
Estimated Cost	Unknown
Funding Source	FEDERAL/STATE/LOCAL/PRIVATE
Priority/Status	Low; Complete All county wide saferooms are available via the Jefferson County EMA website. This includes a searchable tool to find the closest safe room near your location.
Action Description	Protect Buildings from Hail Damage

Goal	Prevention Property Protection Structural Mitigation
Hazards Addressed	Hail
Local Planning Mechanism	Building Inspection
Estimated Time Frame for Completion	Long Term
Estimated Cost	Unknown
Funding Source	FEDERAL/STATE/LOCAL/PRIVATE
Priority/Status	Low; Incomplete
Action Description	Increase Hail Risk Awareness
Goal	Public Education and Awareness
Hazards Addressed	Hail
Local Planning Mechanism	Mayor's Office
Estimated Time Frame for Completion	Annually
Estimated Cost	Unknown
Funding Source	FEDERAL/STATE/LOCAL/PRIVATE
Priority/Status	Low; Yearly; Replaced Hail risk and hazard awareness is advertised annually via social media, website postings, and partnerships with the media. This mitigation action has been replaced with a new action in order to streamline the plan and to adopt the "all hazards" approach within mitigation planning and awareness.

Action Description	Map and Assess Vulnerability to Landslides
Goal	Prevention
Hazards Addressed	Landslide
Local Planning Mechanism	Building Inspection, Engineering Department
Estimated Time Frame for Completion	2025
Estimated Cost	Unknown
Funding Source	Federal/State/Local/Private
Priority/Status	Low; Ongoing; Vulnerability to hazards is assessed on an annual basis through open sources data and partnership with Jefferson County EMA. Due to several actions assessing vulnerability, this mitigation action has been replaced with a new action in order to streamline the plan and to adopt the “all hazards” approach within mitigation planning and awareness.
Action Description	Manage Development in Landslide Hazard Areas
Goal	Prevention
Hazards Addressed	Landslide
Local Planning Mechanism	Building Inspection, Mayor’s Office, Engineering Department
Estimated Time Frame for Completion	2025
Estimated Cost	Unknown
Funding Source	Federal/State/Local/Private
Priority/Status	Low; Replaced The previous version of the hazard mitigation plan had an emphasis to manage development in each hazard area. A new mitigation action has been developed in order to streamline the plan and to adopt the “all hazards” approach within mitigation planning.

Action Description	Prevent Impacts to Roadways
Goal	Prevention Structural Mitigation
Hazards Addressed	Landslide
Local Planning Mechanism	Mayor's Office, Engineering Department
Estimated Time Frame for Completion	2025
Estimated Cost	Unknown
Funding Source	Federal/State/Local/Private
Priority/Status	Low; incomplete; Replaced

Action Description	Remove Existing Buildings and Infrastructure from Landslide Hazard Areas
Goal	Property Protection Structural Mitigation
Hazards Addressed	Landslide
Local Planning Mechanism	Mayor's Office
Estimated Time Frame for Completion	2025
Estimated Cost	Unknown
Funding Source	FEDERAL/STATE/LOCAL/PRIVATE
Priority/Status	Low This action has not been completed due to lack of funding. This mitigation action has been replaced with a new action in order to streamline the plan and to adopt the "all hazards" approach within mitigation planning and awareness.

Action Description	Protect Critical Facilities and Equipment
Goal	Property Protection Structural Mitigation
Hazards Addressed	Lightning
Local Planning Mechanism	Building Inspection
Estimated Time Frame for Completion	Long Term
Estimated Cost	Unknown
Funding Source	Federal/State/Local/Private
Priority/Status	Medium; Replaced No action in past five years due to lack of funding. This mitigation action has been replaced with a new action in order to streamline the plan, and to adopt the “all hazards” approach within mitigation planning and awareness.
Action Description	Conduct Lightning Awareness Programs
Goal	Public Education and Awareness

Hazards Addressed	Lightning
Local Planning Mechanism	Mayor's Office
Estimated Time Frame for Completion	Long Term
Estimated Cost	Unknown
Funding Source	Federal/State/Local/Private
Priority/Status	Low; Ongoing; Replaced Lightning hazard awareness is advertised annually via social media, website postings, and partnerships with the media. This mitigation action has been replaced with a new action in order to streamline the plan and to adopt the "all hazards" approach within mitigation planning and awareness.

Action Description	Adopt and Enforce Building Codes
Goal	Prevention Property Protection
Hazards Addressed	Severe Wind
Local Planning Mechanism	Building Inspection
Estimated Time Frame for Completion	Long Term
Estimated Cost	Unknown
Funding Source	Federal/State/Local/Private
Priority/Status	High; Ongoing; Replaced The previous mitigation plan had adopt and enforce building codes for every individual hazard. A new mitigation action has been developed in order to streamline the plan and to adopt the "all hazards" approach within mitigation planning.

Action Description	Promote or Require Site and Building Design Standards to Minimize Wind Damage
Goal	Prevention Property Protection

Hazards Addressed	Severe Wind
Local Planning Mechanism	Building Inspection
Estimated Time Frame for Completion	Long Term
Estimated Cost	Unknown
Funding Source	Federal/State/Local/Private
Priority/Status	Medium; Incomplete
Action Description	Assess Vulnerability to Severe Wind
Goal	Prevention
Hazards Addressed	Severe Wind
Local Planning Mechanism	Building Inspection
Estimated Time Frame for Completion	Long Term
Estimated Cost	Unknown
Funding Source	Federal/State/Local/Private
Priority/Status	Low; Ongoing Vulnerability to hazards is assessed on an annual basis through open sources data and partnership with Jefferson County EMA. Due to several actions assessing vulnerability, this mitigation action has been replaced with a new action in order to streamline the plan and to adopt the “all hazards” approach within mitigation planning and awareness.
Action Description	Protect Power Lines and Infrastructure
Goal	Prevention Property Protection Structural Mitigation

Hazards Addressed	Severe Wind
Local Planning Mechanism	Building Inspection
Estimated Time Frame for Completion	Long Term
Estimated Cost	Unknown
Funding Source	Federal/State/Local/Private
Priority/Status	Low; Replaced No action in past five years due to lack of funding. This mitigation action has been replaced with a new action in order to streamline the plan, and to adopt the “all hazards” approach within mitigation planning and awareness.ele
Action Description	Retrofit Residential Buildings
Goal	Prevention Property Protection Structural Mitigation
Hazards Addressed	Severe Wind
Local Planning Mechanism	Building Inspection
Estimated Time Frame for Completion	Long Term
Estimated Cost	Unknown
Funding Source	Private
Priority/Status	Low; No action in past five years due to lack of funding.

Action Description	Retrofit Public Buildings and Critical Facilities
Goal	Prevention Property Protection Structural Mitigation
Hazards Addressed	Severe Wind
Local Planning Mechanism	Building Inspection
Estimated Time Frame for Completion	2025
Estimated Cost	Unknown
Funding Source	Federal/State/Local/Private
Priority/Status	Low; Replaced No action in past five years due to lack of funding. This mitigation action has been replaced with a new action in order to streamline the plan, and to adopt the “all hazards” approach within mitigation planning and awareness.
Action Description	Increase Severe Wind Risk Awareness
Goal	Public Education and Awareness
Hazards Addressed	Severe Wind
Local Planning Mechanism	Mayor’s Office
Estimated Time Frame for Completion	2017
Estimated Cost	Unknown
Funding Source	FEDERAL/STATE/LOCAL/PRIVATE
Priority/Status	Low; Completed Severe Wind risk and hazard awareness is advertised annually via social media, website postings, and partnerships with the media. This mitigation action has been replaced with a new action in order to streamline the plan and to adopt the “all hazards” approach within mitigation planning and awareness.

Action Description	Assess Community Risk
Goal	Prevention
Hazards Addressed	Multiple Hazards
Local Planning Mechanism	Fire Department, Jefferson County EMA
Estimated Time Frame for Completion	2018
Estimated Cost	Unknown
Funding Source	Federal/State/Local/Private
Priority/Status	High; Completed
Action Description	Map Community Risk
Goal	Prevention
Hazards Addressed	Multiple Hazards
Local Planning Mechanism	Mayor's Office
Estimated Time Frame for Completion	Long Term
Estimated Cost	Unknown
Funding Source	Federal/State/Local/Private/Local
Priority/Status	Medium; Ongoing

Action Description	Prevent and/or Manage Development in Hazard Areas
Goal	Prevention
Hazards Addressed	Multiple Hazards
Local Planning Mechanism	Building Inspection, Mayor's Office
Estimated Time Frame for Completion	Long Term
Estimated Cost	Unknown
Funding Source	Federal/State/Local/Private
Priority/Status	Medium; New; Ongoing This mitigation action replaces all prior actions pertaining to development in hazard areas. This includes development in areas within a floodplain.
Action Description	Adopt Development Regulations in Hazard Areas
Goal	Prevention
Hazards Addressed	Multiple Hazards
Local Planning Mechanism	Building Inspection, Mayor's Office
Estimated Time Frame for Completion	2025
Estimated Cost	Unknown
Funding Source	Federal/State/Local/Private
Priority/Status	Medium; Ongoing

Action Description	Limit Density in Hazard Areas
Goal	Prevention
Hazards Addressed	Multiple Hazards
Local Planning Mechanism	Building Inspection, Mayor's Office
Estimated Time Frame for Completion	2025
Estimated Cost	Unknown
Funding Source	Federal/State/Local/Private
Priority/Status	Medium; Ongoing
Action Description	Integrate Mitigation into Local Planning
Goal	Prevention
Hazards Addressed	Multiple Hazards
Local Planning Mechanism	Building Inspection, Mayor's Office
Estimated Time Frame for Completion	2016
Estimated Cost	Unknown
Funding Source	Federal/State/Local/Private
Priority/Status	Medium; Completed

Action Description	Strengthen Land Use Regulations
Goal	Prevention
Hazards Addressed	Multiple Hazards
Local Planning Mechanism	Building Inspection, Mayor's Office
Estimated Time Frame for Completion	2025
Estimated Cost	Unknown
Funding Source	Federal/State/Local/Private
Priority/Status	Medium; Incomplete
Action Description	Adopt and Enforce Building Codes
Goal	Prevention Property Protection
Hazards Addressed	Multiple Hazards
Local Planning Mechanism	Building Inspections
Estimated Time Frame for Completion	2020
Estimated Cost	Unknown
Funding Source	Federal/State/Local/Private
Priority/Status	High; Replaced The previous mitigation plan had adopt and enforce building codes for every individual hazard. A new mitigation action has been developed in order to streamline the plan and to adopt the "all hazards" approach within mitigation planning.

Action Description	Create Local Funding Mechanisms for Hazard Mitigation
Goal	Prevention
Hazards Addressed	Multiple Hazards
Local Planning Mechanism	Mayor's Office
Estimated Time Frame for Completion	Long Term
Estimated Cost	Unknown
Funding Source	Federal/State/Local/Private
Priority/Status	Low; incomplete This action has not been completed due to lack of funding.
Action Description	Incentivize Hazard Mitigation
Goal	Prevention
Hazards Addressed	Multiple Hazards
Local Planning Mechanism	Mayor's Office
Estimated Time Frame for Completion	2025
Estimated Cost	Unknown
Funding Source	Private
Priority/Status	Low; This action has not been completed due to lack of funding.

Action Description	Monitor Mitigation Plan Implementation
Goal	Prevention
Hazards Addressed	Multiple Hazards
Local Planning Mechanism	Mayor's Office
Estimated Time Frame for Completion	Annually
Estimated Cost	Unknown
Funding Source	Federal/State/Local/Private
Priority/Status	Low; Yearly

Action Description	Protect Structures
Goal	Prevention Property Protection Structural Mitigation
Hazards Addressed	Multiple Hazards
Local Planning Mechanism	Building Inspection, Fire Department
Estimated Time Frame for Completion	2025
Estimated Cost	Unknown
Funding Source	Federal/State/Local/Private

Priority/Status	High; Replaced No action in past five years due to lack of funding. This mitigation action has been replaced with a new action in order to streamline the plan, and to adopt the “all hazards” approach within mitigation planning and awareness.
Action Description	Protect Infrastructure and Critical Facilities
Goal	Property Protection Structural Mitigation
Hazards Addressed	Multiple Hazards
Local Planning Mechanism	Building Inspection, Fire Department
Estimated Time Frame for Completion	2025
Estimated Cost	Unknown
Funding Source	Federal/State/Local/Private
Priority/Status	High; Replaced No action in past five years due to lack of funding. This mitigation action has been replaced with a new action in order to streamline the plan, and to adopt the “all hazards” approach within mitigation planning and awareness.
Action Description	Increase Hazard Education and Risk Awareness
Goal	Public Education and Awareness
Hazards Addressed	Multiple Hazards

Local Planning Mechanism	Mayor's Office
Estimated Time Frame for Completion	2017
Estimated Cost	Unknown
Funding Source	FEDERAL/STATE/LOCAL/PRIVATE
Priority/Status	Medium; Replaced This mitigation action has been replaced with a new action in order to streamline the plan, and to adopt the "all hazards" approach within mitigation planning and awareness.
Action Description	Improve Household Disaster Preparedness
Goal	Public Education and Awareness
Hazards Addressed	Multiple Hazards
Local Planning Mechanism	Mayor's Office
Estimated Time Frame for Completion	2017
Estimated Cost	Unknown
Funding Source	FEDERAL/STATE/LOCAL/PRIVATE
Priority/Status	Medium; Replaced This mitigation action has been replaced with a new action in order to streamline the plan, and to adopt the "all hazards" approach within mitigation planning and awareness.
Action Description	Promote Private Mitigation Efforts
Goal	Public Education and Awareness
Hazards Addressed	Multiple Hazards

Local Planning Mechanism	Mayor's Office
Estimated Time Frame for Completion	2025
Estimated Cost	Unknown
Funding Source	FEDERAL/STATE/LOCAL/PRIVATE
Priority/Status	Medium; incomplete No action in past five years due to lack of funding.
Action Description	Add Outdoor Warning Sirens Inside Municipal Boundary
Goal	Emergency Services Public Education and Awareness
Hazards Addressed	Multiple Hazards
Local Planning Mechanism	Jefferson County Emergency Management Agency, Mayors office
Estimated Time Frame for Completion	Long Term
Estimated Cost	Unknown
Funding Source	Federal/State/Local/Private
Priority/Status	New Action; High
Action Description	Build and/or Purchase Fabricated Saferooms And Place Inside Municipal Boundary

Goal	Prevention Emergency Services Public Education and Awareness Property Protection Structural Mitigation
Hazards Addressed	Multiple Hazards
Local Planning Mechanism	Mayor's Office, Jefferson County EMA
Estimated Time Frame for Completion	Long Term
Estimated Cost	Unknown
Funding Source	Federal/State/Local/Private
Priority/Status	New; High
Action Description	Protect and/or Retrofit Critical Facilities and Infrastructure.
Goal	Prevention Property Protection Structural Mitigation
Hazards Addressed	All Hazards
Local Planning Mechanism	Mayor's Office, Jefferson County EMA
Estimated Time Frame for Completion	Annually
Estimated Cost	Unknown
Funding Source	Federal/State/Local/Private
Priority/Status	New; High; Yearly The previous mitigation plan had Protect Critical Facilities and Infrastructure for every individual hazard. This mitigation action replaces those actions in order to streamline the plan and to adopt the "all hazards" approach within mitigation planning.

Action Description	Protect and/or Retrofit Utility Infrastructure
Goal	Prevention Property Protection Structural Mitigation
Hazards Addressed	All Hazards
Local Planning Mechanism	Mayor's Office, Jefferson County EMA
Estimated Time Frame for Completion	Long Term
Estimated Cost	Unknown
Funding Source	Federal/State/Local/Private
Priority/Status	New; High; The previous mitigation plan had Protect and/or Retrofit Utility Infrastructure for every individual hazard. This mitigation action replaces those actions in order to streamline the plan and to adopt the "all hazards" approach within mitigation planning.
Action Description	Assess Vulnerability and Hazard Risk
Goal	Emergency Services Public Education and Awareness Prevention Property Protection Structural Mitigation
Hazards Addressed	Multiple Hazards
Local Planning Mechanism	Jefferson County Emergency Management Agency, Mayors Office
Estimated Time Frame for Completion	Long Term
Estimated Cost	Unknown
Funding Source	Federal/State/Local/Private

Priority/Status	New; High
Action Description	Increase Hazard Awareness and Increase Preparedness Within the Home through campaigns, fairs, seminars, direct mailings, materials, public service announcements, and other means of communications
Goal	Emergency Services Public Education and Awareness Prevention
Hazards Addressed	Multiple Hazards
Local Planning Mechanism	Jefferson County Emergency Management Agency, Mayors Office, Fire Department
Estimated Time Frame for Completion	Long Term
Estimated Cost	Unknown
Funding Source	Federal/State/Local/Private
Priority/Status	New; High; Ongoing
Action Description	Adopt and enforce building codes
Goal	Property Protection Structural Mitigation Prevention
Hazards Addressed	Multiple Hazards
Local Planning Mechanism	Jefferson County Emergency Management Agency, Mayors Office, Fire Department, Building Inspection, Engineering Department
Estimated Time Frame for Completion	Long Term

Estimated Cost	Unknown
Funding Source	Federal/State/Local/Private
Priority/Status	New; Medium; Ongoing
Action Description	Assist Vulnerable Populations
Goal	Public Education and Awareness Prevention
Hazards Addressed	Multiple Hazards
Local Planning Mechanism	Jefferson County Emergency Management Agency, Mayors Office, Jefferson County VOAD
Estimated Time Frame for Completion	Long Term
Estimated Cost	Unknown
Funding Source	Federal/State/Local/Private
Priority/Status	New; High; Ongoing
Action Description	Remove Existing buildings and infrastructure from hazard areas
Goal	Property Protection Structural Mitigation Prevention
Hazards Addressed	Multiple Hazards
Local Planning Mechanism	Jefferson County Emergency Management Agency, Mayors Office

Estimated Time Frame for Completion	Long Term
Estimated Cost	Unknown
Funding Source	Federal/State/Local/Private
Priority/Status	New; Medium
Action Description	Reduce impacts to roadways and bridges
Goal	Emergency Services Structural Mitigation Prevention
Hazards Addressed	Multiple Hazards
Local Planning Mechanism	Jefferson County Emergency Management Agency, Mayors Office, Public Works, ALDOT
Estimated Time Frame for Completion	Long Term
Estimated Cost	Unknown
Funding Source	Federal/State/Local/Private
Priority/Status	New; Medium
Action Description	Construct Hazard Resilient Facilities and Infrastructure in order to provide continuity of operations and government.
Goal	Emergency Services Property Protection Structural Mitigation Prevention

Hazards Addressed	Multiple Hazards
Local Planning Mechanism	Jefferson County Emergency Management Agency
Estimated Time Frame for Completion	Long Term
Estimated Cost	Unknown
Funding Source	Federal/State/Local/Private
Priority/Status	New; Low

5.5.6 Cleburne County Mitigation Actions

- 1. Cleburne County**
- 2. Town of Edwardsville**
- 3. Town of Fruithurst**
- 4. City of Heflin**
- 5. Town of Ranburne**

Please note, the following stakeholders wished to submit mitigation action plans as well.

- 1. Cleburne County Water Board**
- 2. Heflin Water & Sewer Board**

Cleburne County Mitigation Actions

Mitigation Action	Acquisition of repetitive flood loss properties
Goal	Property Protection
Hazard(s) Addressed	Floods/Flash Floods
Local Planning Mechanism	Cleburne County Commission and Engineer
Estimated Time Frame for Completion	5 years
Estimated Cost	
Funding Sources	Local; Grants
Priority/Status	High; Ongoing Due to budgetary constraints this project is still awaiting completion. The county would still like to follow through with the mitigation of flooding in those areas in the near future should funds become available.
Mitigation Action	County 10- Flooding of roadway. Increase culvert sizes in two areas.
Goal	Property Protection
Hazard(s) Addressed	Flood/Flash Flood
Local Planning Mechanism	Cleburne County Commission and Engineer
Estimated Time Frame for Completion	5 years
Estimated Cost	\$400,000
Funding Sources	Local; Grants
Priority/Status	High; Ongoing Due to budgetary constraints this project has been partially completed. The county engineer would still like to follow through with the mitigation of flooding in these areas in the near future should funds become available.
Mitigation Action	County Road 4- Flash Flooding. Elevate and reconstruct bridge.
Goal	Property Protection
Hazard(s) Addressed	Flood/Flash Flood
Local Planning Mechanism	Cleburne County Commission and Engineer
Estimated Time Frame for Completion	5 years
Estimated Cost	\$250,000
Funding Sources	Local; Grants
Priority/Status	High; Ongoing Due to budgetary constraints this project is still awaiting completion. The county would still like to follow through with the mitigation of flooding in these areas in the near

	future should funds become available.
Mitigation Action	County Road 5 Flooding- culvert project
Goal	Property Protection
Hazard(s) Addressed	Severe Storms/Flooding/Flash Flooding
Local Planning Mechanism	Cleburne County Commission and Engineer
Estimated Time Frame for Completion	3 Years
Estimated Cost	\$100,000
Funding Sources	Local; Grants
Priority/Status	Medium; Completed Culvert was replaced in November 2017
Mitigation Action	County Road 126- Rectify Flash Flooding/Water over Bridge
Goal	Property Protection
Hazard(s) Addressed	Flooding/Flash Flood
Local Planning Mechanism	Cleburne County Commission and Engineer
Estimated Time Frame for Completion	3 Years
Estimated Cost	\$200,000
Funding Sources	Local; Grants
Priority/Status	Medium; Ongoing Due to budgetary constraints this project is still awaiting completion. The county would still like to follow through with the mitigation of flooding in those areas in the near future should funds become available.
Mitigation Action	County Road 428- Rectify Flash Flooding/Water over Bridge; to reduce flooding effects, the bridge should be elevated
Goal	Property Protection
Hazard(s) Addressed	Flooding/Flash Flooding
Local Planning Mechanism	Cleburne County Commission and Engineer
Estimated Time Frame for Completion	5 Years
Estimated Cost	\$200,000
Funding Sources	Local; Grants
Priority/Status	Medium, Ongoing Due to budgetary constraints this project is still awaiting completion. The county would still like to follow through with the mitigation of flooding in those areas in the near future should funds become available.

Mitigation Action	Installation of outdoor alert and warning systems in areas not currently covered
Goal	Prevention
Hazard(s) Addressed	All Hazards
Local Planning Mechanism	Cleburne County Commission and Municipal Leaders
Estimated Time Frame for Completion	2 Years
Estimated Cost	\$25,000
Funding Sources	Local; Grants
Priority/Status	High; Ongoing Due to budgetary constraints this project is still awaiting completion. The county would still like to follow through with the installation of warning systems in these areas.
Mitigation Action	Installation of outdoor alert and warning systems in outdoor recreational areas
Goal	Prevention
Hazard(s) Addressed	All Hazards
Local Planning Mechanism	Cleburne County Commission and Municipal Leaders
Estimated Time Frame for Completion	2 Years
Estimated Cost	\$25,000 each
Funding Sources	Local; Grants
Priority/Status	High; New
Mitigation Action	Public Awareness Campaigns/Public Service Announcements/Mailings/etc.
Goal	Public Education and Awareness
Hazard(s) Addressed	All Hazards
Local Planning Mechanism	Cleburne County Commission and EMA
Estimated Time Frame for Completion	Long Term
Estimated Cost	
Funding Sources	Local; Grants
Priority/Status	High, New
Mitigation Action	Assist vulnerable populations
Goal	Prevention Public Education and Awareness

Hazard(s) Addressed	All Hazards
Local Planning Mechanism	Cleburne County Commission and EMA
Estimated Time Frame for Completion	Long Term
Estimated Cost	
Funding Sources	Local; Grants
Priority/Status	High, New
Mitigation Action	Install Community Safe Rooms in the County
Goal	Prevention
Hazard(s) Addressed	Tornadoes, Thunderstorms, Hail, High Winds
Local Planning Mechanism	Cleburne County Commission and EMA
Estimated Time Frame for Completion	3 Years
Estimated Cost	\$150,000 each
Funding Sources	Local; Grants
Priority/Status	High, Ongoing Budgetary constraints have prevented this project from being completed. It is still in the interest of the county to complete this project.
Mitigation Action	Provide Emergency Generators where needed throughout the county
Goal	Emergency Services
Hazard(s) Addressed	Thunderstorm, Tornado, High Wind, Winter Storm
Local Planning Mechanism	Cleburne County Commission and EMA
Estimated Time Frame for Completion	3 Years from funding
Estimated Cost	\$100,000
Funding Sources	Local; Grants
Priority/Status	High, Ongoing Budgetary constraints have prevented this project from being completed. It is still in the interest of the county to complete this project.
Mitigation Action	Construct resilient facilities to ensure continuity of operations and government
Goal	Prevention
Hazard(s) Addressed	All Hazards
Local Planning Mechanism	Cleburne County Commission and EMA
Estimated Time Frame for Completion	Long Term
Estimated Cost	

Funding Sources	Local; Grants
Priority/Status	High, New
Mitigation Action	Encourage individual citizens to install in-home storm shelters
Goal	Prevention
Hazard(s) Addressed	Tornadoes, Thunderstorms, Hail, High Winds
Local Planning Mechanism	EMA and Individuals
Estimated Time Frame for Completion	2025
Estimated Cost	\$5,000 each
Funding Sources	Citizens, Local, Grants
Priority/Status	High, Ongoing
	This action was submitted as an amendment to the 2010 hazard mitigation plan and remains relevant to this plan update.
Mitigation Action	Purchase and program weather alert radios for Cleburne residents and businesses
Goal	Public Education and Awareness
Hazard(s) Addressed	All Hazards
Local Planning Mechanism	EMA
Estimated Time Frame for Completion	Long term
Estimated Cost	\$15,000
Funding Sources	Local; HMGP
Priority/Status	High, New
Mitigation Action	Backup generators for water at Cleburne County Water Authority
Goal	Emergency Services
Hazard(s) Addressed	All hazards
Local Planning Mechanism	County engineer and commission
Estimated Time Frame for Completion	1 year
Estimated Cost	\$25,000
Funding Sources	Grant; Local

Priority/Status	Medium, Ongoing Budgetary constraints have prevented this project from being completed. It is still in the interest of the county and engineer to complete this project should future funding become available.
------------------------	--

Edwardsville Mitigation Actions

Mitigation Action	Installation of outdoor alert and warning systems in outdoor recreational areas
Goal	Prevention
Hazard(s) Addressed	All Hazards
Local Planning Mechanism	Cleburne County Commission and Municipal Leaders
Estimated Time Frame for Completion	2 Years
Estimated Cost	\$25,000 each
Funding Sources	Local; Grants
Priority/Status	High, New
Mitigation Action	Install/Construct community safe rooms for the public
Goal	Prevention
Hazard(s) Addressed	Thunderstorm, Tornado, High Wind, Hail
Local Planning Mechanism	Town Council and County EMA
Estimated Time Frame for Completion	3 years
Estimated Cost	\$100,000 each
Funding Sources	Local; Grants
Priority/Status	High, Ongoing The town is still interested in pursuing this project. Budgetary constraints have prevented the town from completing thus far.
Mitigation Action	Install emergency generators in needed facilities
Goal	Emergency Services
Hazard(s) Addressed	Thunderstorm, Tornado, High Wind, Winter Storm
Local Planning Mechanism	Town Council and County EMA
Estimated Time Frame for Completion	3 Years
Estimated Cost	\$80,000
Funding Sources	Local; Grants
Priority/Status	High, Ongoing The town is still interested in pursuing this project. Budgetary constraints have prevented the town from completing thus far.
Mitigation Action	Construct resilient facilities to ensure continuity of

	government and operations
Goal	Prevention Property Protection
Hazard(s) Addressed	All Hazards
Local Planning Mechanism	Town Council and County EMA
Estimated Time Frame for Completion	Long Term
Estimated Cost	
Funding Sources	Local; Grants
Priority/Status	High, New
Mitigation Action	Encourage individual citizens to install in-home storm shelters
Goal	Prevention
Hazards Addressed	Tornadoes, Thunderstorms, High Winds, Hail
Local Planning Mechanism	EMA and individuals
Estimated Time Frame for Completion	2025
Estimated Cost	\$5,000 each
Funding Sources	Citizens, Local, HMGP
Priority/Status	High, Ongoing The town is still interested in pursuing this project. Budgetary constraints have prevented the town from completing thus far.

Fruithurst Mitigation Actions

Mitigation Action	Installation of outdoor alert and warning systems in outdoor recreational areas
Goal	Prevention
Hazard(s) Addressed	All Hazards
Local Planning Mechanism	Cleburne County Commission and Municipal Leaders
Estimated Time Frame for Completion	2 Years
Estimated Cost	\$25,000 each
Funding Sources	Local; Grants
Priority/Status	High, New
<hr/>	
Mitigation Action	Install/Construct community safe rooms near the Senior Citizen Center
Goal	Prevention
Hazard(s) Addressed	Thunderstorm, Tornado, High Wind, Hail
Local Planning Mechanism	Town Council and County EMA
Estimated Time Frame for Completion	5 years
Estimated Cost	\$100,000 each
Funding Sources	Local; Grants
Priority/Status	High, Ongoing The town is still interested in pursuing this project. Budgetary constraints have prevented the town from completing thus far.
<hr/>	
Mitigation Action	Install emergency generators in needed facilities
Goal	Emergency Services
Hazard(s) Addressed	Thunderstorm, Tornado, High Wind, Winter Storm
Local Planning Mechanism	Town Council and County EMA
Estimated Time Frame for Completion	3 Years
Estimated Cost	\$80,000
Funding Sources	Local; Grants
Priority/Status	High, Ongoing The town is still interested in pursuing this project. Budgetary constraints have prevented the town from completing thus far.
<hr/>	
Mitigation Action	Construct resilient facilities to ensure continuity of

	government and operations
Goal	Prevention Property Protection
Hazard(s) Addressed	All Hazards
Local Planning Mechanism	Town Council and County EMA
Estimated Time Frame for Completion	Long Term
Estimated Cost	
Funding Sources	Local; Grants
Priority/Status	High, New
Mitigation Action	Encourage individual citizens to install in-home storm shelters
Goal	Prevention
Hazards Addressed	Tornadoes, Thunderstorms, High Winds, Hail
Local Planning Mechanism	EMA and individuals
Estimated Time Frame for Completion	2025
Estimated Cost	\$5,000 each
Funding Sources	Citizens, Local, HMGP
Priority/Status	High, Ongoing The town is still interested in pursuing this project. Budgetary constraints have prevented the town from completing thus far.

Heflin Mitigation Actions

Mitigation Action	Sugar Hill Road- Enlarge pipe to reduce flooding
Goal	Property Protection
Hazard(s) Addressed	Flooding/Flash Flooding
Local Planning Mechanism	City Council and Street Superintendent
Estimated Time Frame for Completion	5 Years
Estimated Cost	\$45,000
Funding Sources	Local; Grants
Priority/Status	High, Ongoing The city has been unable to complete thus project due to lack of funds. They plan to continue in pursuing this action in the future. 12w
Mitigation Action	Ross Street- Correct inadequate drainage
Goal	Property Protection
Hazard(s) Addressed	Flooding/Flash Flooding
Local Planning Mechanism	City Council and Street Superintendent
Estimated Time Frame for Completion	3 Years
Estimated Cost	
Funding Sources	Local Funds
Priority/Status	High, Ongoing The City did not have adequate funding for this action to be completed. They plan to explore options to complete and fund this action in the future.
Mitigation Action	Purchase emergency generators for the police department and water department
Goal	Emergency Services
Hazard(s) Addressed	Thunderstorm, Tornado, High Wind, Winter Storm
Local Planning Mechanism	City Council, Police Department, Water Works and Sewer Board
Estimated Time Frame for Completion	1 Year
Estimated Cost	\$42,000
Funding Sources	Local and Grant Funds
Priority/Status	High, Ongoing The city has not completed this project due to funding. They plan to complete this action in the future as funding becomes available.
Mitigation Action	Construct resilient facilities to ensure continuity of

	operations and government
Goal	Prevention
Hazard(s) Addressed	All Hazards
Local Planning Mechanism	Town Council and County EMA
Estimated Time Frame for Completion	Long Term
Estimated Cost	
Funding Sources	Local, Grants
Priority/Status	High, New
Mitigation Action	Encourage individual citizens to install in-home storm shelters
Goal	Prevention
Hazards Addressed	Tornadoes, Thunderstorms, High Winds, Hail
Local Planning Mechanism	EMA and Individuals
Estimated Time Frame for Completion	
Estimated Cost	\$5,000 each
Funding Sources	Citizens, Local, HMGP
Priority/Status	High, Ongoing
	This action was submitted as a limited amendment to the 2010 hazard mitigation plan and remains relevant in this plan update.
Mitigation Action	Install community safe rooms
Goal	Prevention
Hazards Addressed	Thunderstorm, Tornado, High Wind, Hail
Local Planning Mechanism	City Council, County EMA
Estimated Time Frame for Completion	3 Years
Estimated Cost	\$150,000
Funding Sources	Local; Grants
Priority/Status	High, Ongoing
	The city has been unable to complete this action due to lack of funds. They plan to pursue this action should grant funds become available.
Mitigation Action	Expand City Hall to include a community safe room
Goal	Structural Mitigation
Hazards Addressed	Thunderstorm, Tornado, High Wind, Hail
Local Planning Mechanism	City Council and County EMA
Estimated Time Frame for Completion	7 Years
Estimated Cost	\$150,000

Funding Sources	Local; Grants
Priority/Status	High, Ongoing The city has not completed this project due to funding. They plan to complete this action in the future if funding is available.

Ranburne Mitigation Actions

Mitigation Action	Installation of outdoor alert and warning systems in outdoor recreation areas
Goal	Prevention Public Education & Awareness
Hazard(s) Addressed	All Hazards
Local Planning Mechanism	Cleburne County Commission and Municipal Leaders
Estimated Time Frame for Completion	2 Years
Estimated Cost	\$25,000 each
Funding Sources	Local; Grants
Priority/Status	High, New
Mitigation Action	Construct/Install community safe rooms at Ranburne Park
Goal	Property Protection
Hazard(s) Addressed	Thunderstorm, Tornado, High Wind, Hail
Local Planning Mechanism	Town Council and County EMA
Estimated Time Frame for Completion	5 Years
Estimated Cost	\$150,000 each
Funding Sources	Local; Grants
Priority/Status	High, Ongoing There has been a lack of funds which caused this project to be delayed. The City still plans on completing this item as soon as funds become available.
Mitigation Action	Purchase emergency generators for Town Hall and the Police Department
Goal	Emergency Services
Hazard(s) Addressed	Thunderstorm, Tornado, High Wind, Winter Storm
Local Planning Mechanism	Town Council and County EMA
Estimated Time Frame for Completion	1 Year
Estimated Cost	\$37,000
Funding Sources	Local; Grants
Priority/Status	High, Ongoing The City was unable to complete this action due to budgetary constraints. They plan to complete this action when funds become available.

Mitigation Action	Construct resilient facilities to ensure continuity of operations and government
Goal	Prevention Property Protection
Hazard(s) Addressed	All Hazards
Local Planning Mechanism	Town Council and County EMA
Estimated Time Frame for Completion	Long Term
Estimated Cost	
Funding Sources	Local; Grants
Priority/Status	High, New
Mitigation Action	Encourage individual citizens to install in-home storm shelters
Goal	Prevention
Hazards Addressed	Tornadoes, Thunderstorms, High Winds, Hail
Local Planning Mechanism	EMA and Individuals
Estimated Time Frame for Completion	2025
Estimated Cost	\$5,000 each
Funding Sources	Local; HMGP
Priority/Status	High, New
Mitigation Action	Replace culverts on Georgia Avenue
Goal	Property Protection
Hazards Addressed	Flooding/Flash Flooding
Local Planning Mechanism	City Council and Police Department
Estimated Time Frame for Completion	5 Years
Estimated Cost	\$25,000
Funding Sources	Local; Grants
Priority/Status	High, Completed The Town has completed this effort.
Mitigation Action	Reduce flooding in Ranburne Public Park
Goal	Property Protection
Hazards Addressed	Flooding/Flash Flooding
Local Planning Mechanism	City Council and Street Department

Estimated Time Frame for Completion	3 Years
Estimated Cost	\$25,000
Funding Sources	Local; Grants
Priority/Status	High, Ongoing The Town has not started on this action due to lack of funding. They plan to begin as soon as funding becomes available.

Cleburne County Water Board Mitigation Actions

Mitigation Action	Install freestanding community safe rooms in vulnerable locations
Goal	Reduce Risk from natural hazards
Hazard(s) Addressed	Tornadoes, Thunderstorms, Hail, High Wind
Local Planning Mechanism	Water Board
Estimated Time Frame for Completion	One Year from Funding Availability
Estimated Cost	\$100,000-\$125,000
Funding Sources	HMGP; ADECA
Priority/Status	Low, Ongoing
Mitigation Action	Encourage the construction of storm shelters in new and existing construction/ Construct and install individual storm shelters as needed at water facilities.
Goal	Reduce risk from natural hazards
Hazard(s) Addressed	Tornadoes, Thunderstorms, Hail, High Wind
Local Planning Mechanism	Water Board
Estimated Time Frame for Completion	One year from funding availability
Estimated Cost	\$5,000
Funding Sources	HMGP; ADECA
Priority/Status	High, Ongoing
Mitigation Action	Purchase emergency generators for post-disaster mitigation and conduct routine tests on back-up generators for all critical facilities, to include lift stations.
Goal	Reduce the water/sewer authorities' vulnerability to natural hazards
Hazard(s) Addressed	All Hazards
Local Planning Mechanism	Water Board
Estimated Time Frame for Completion	One Year from funding availability
Estimated Cost	\$5,000-\$30,000 each
Funding Sources	HMGP; ADECA
Priority/Status	High, Ongoing

Heflin Water & Sewer Board Mitigation Actions	
Mitigation Action	Install freestanding community safe rooms in vulnerable locations
Goal	Reduce Risk from natural hazards
Hazard(s) Addressed	Tornadoes, Thunderstorms, Hail, High Wind
Local Planning Mechanism	Heflin Water & Sewer Board
Estimated Time Frame for Completion	One Year from Funding Availability
Estimated Cost	\$100,000-\$125,000
Funding Sources	HMGP; ADECA
Priority/Status	Low, Ongoing
Mitigation Action	
	Encourage the construction of storm shelters in new and existing construction/ Construct and install individual storm shelters as needed at water facilities.
Goal	Reduce risk from natural hazards
Hazard(s) Addressed	Tornadoes, Thunderstorms, Hail, High Wind
Local Planning Mechanism	Heflin Water & Sewer Board
Estimated Time Frame for Completion	One year from funding availability
Estimated Cost	\$5,000
Funding Sources	HMGP; ADECA
Priority/Status	High, Ongoing
Mitigation Action	
	Purchase emergency generators for post-disaster mitigation and conduct routine tests on back-up generators for all critical facilities, to include lift stations.
Goal	Reduce the water/sewer authorities' vulnerability to natural hazards
Hazard(s) Addressed	All Hazards
Local Planning Mechanism	Heflin Water & Sewer Board
Estimated Time Frame for Completion	One Year from funding availability
Estimated Cost	\$5,000-\$30,000 each
Funding Sources	HMGP; ADECA
Priority/Status	High, Ongoing

5.5.7 Talladega County Jurisdictions Mitigation Actions

- 1. Talladega County**
- 2. Town of Bon Air**
- 3. City of Childersburg**
- 4. City of Lincoln**
- 5. Town of Munford**
- 6. Town of Oak Grove**
- 7. City of Sylacauga**
- 8. Town of Talladega Springs**
- 9. City of Talladega**
- 10. Town of Waldo**

Talladega County Mitigation Actions	
Mitigation Action	County-wide drainage improvement project. Clearing undergrowth from drainage areas causing flood problems. The County plans to acquire easements from landowners.
Goal	#3
Hazard(s) Addressed	Flood
Local Planning Mechanism	Talladega County Commission and Engineers
Estimated Time Frame for Completion	5 years/Ongoing
Estimated Cost	\$200,000
Funding Sources	Local; Grants
Priority/Status	High; Ongoing Budgetary constraints have prevented this project from being completed. It is still in the interest of the county and engineer to complete this project should future funding come available.
Mitigation Action	Install community safe rooms in the county
Goal	#4
Hazard(s) Addressed	Thunderstorm, Tornado, and High Wind
Local Planning Mechanism	Talladega County Commission and EMA
Estimated Time Frame for Completion	3 years from funding
Estimated Cost	\$150,000 each
Funding Sources	Local; Grants
Priority/Status	High; Ongoing This action has not been completed due to budgetary constraints.
Mitigation Action	Arco Dairy Road Drainage Improvements (runoff undercuts ROW, undermines roadbed)
Goal	#4
Hazard(s) Addressed	Flood
Local Planning Mechanism	Talladega Commission and Engineer
Estimated Time Frame for Completion	5 Years
Estimated Cost	\$50,000
Funding Sources	Local; Grants

Priority/Status	High; Ongoing The County has not been able to complete this project due to budgetary constraints. They plan to continue pursuing this action during this planning period.
Mitigation Action	Renfrow Road- Right of way problem. The County would like to shore up shoulders near Clear Creek Bridge.
Goal	#4
Hazard(s) Addressed	Flood
Local Planning Mechanism	Talladega Commission and Engineers
Estimated Time Frame for Completion	5 Years
Estimated Cost	\$400,000
Funding Sources	Local; Grants
Priority/Status	High; Ongoing Budgetary constraints have prevented this action from being completed.
Mitigation Action	Berney Station Bridge (Timber Pile Bridge)
Goal	#4
Hazard(s) Addressed	Flood
Local Planning Mechanism	Talladega Commission and Engineers
Estimated Time Frame for Completion	5 Years
Estimated Cost	\$2.5 million
Funding Sources	Local; Grants
Priority/Status	High; Completed
Mitigation Action	County-wide repairs
Goal	#4
Hazard(s) Addressed	Flood
Local Planning Mechanism	Talladega Commission
Estimated Time Frame for Completion	5 Years

Estimated Cost	\$2 million
Funding Sources	Local; Grants
Priority/Status	High; Ongoing This action has not been completed due to budgetary constraints.
Mitigation Action	Outreach utilizing Facebook, Twitter, & EMA website, and participating in September Preparedness Month
Goal	#6
Hazard(s) Addressed	All
Local Planning Mechanism	Talladega County EMA
Estimated Time Frame for Completion	Ongoing
Estimated Cost	\$1,000
Funding Sources	Local
Priority/Status	High; New
Mitigation Action	Install generators
Goal	#5
Hazard(s) Addressed	All
Local Planning Mechanism	Talladega County Commission and Engineers
Estimated Time Frame for Completion	5 Years from funding
Estimated Cost	\$100,000
Funding Sources	Local
Priority/Status	High; New

Town of Bon Air Mitigation Actions	
Mitigation Action	Installation of Community Storm Shelter
Goal	#4
Hazard(s) Addressed	Tornado, Thunderstorm
Local Planning Mechanism	Town Council
Estimated Time Frame for Completion	5 Years from funding
Estimated Cost	\$250,000
Funding Sources	Local; Grants
Priority/Status	High, NEW
Mitigation Action	Update Town Hall/Generator
Goal	#2
Hazard(s) Addressed	All
Local Planning Mechanism	Town Council
Estimated Time Frame for Completion	5 Years from Funding
Estimated Cost	\$100,000
Funding Sources	Local; Grant
Priority/Status	High; New
Mitigation Action	Outreach utilizing Facebook, Twitter, EMA website, and participation in September Awareness Month
Goal	#6
Hazard(s) Addressed	All
Local Planning Mechanism	Talladega County EMA
Estimated Time Frame for Completion	Ongoing
Estimated Cost	\$1,000
Funding Sources	Local

Priority/Status	High, NEW
------------------------	-----------

Childersburg Mitigation Actions	
Mitigation Action	Install/construct community safe rooms in the senior citizens center
Goal	#2
Hazard(s) Addressed	Thunderstorm, Tornado, High Wind
Local Planning Mechanism	Town Council
Estimated Time Frame for Completion	5 Years
Estimated Cost	\$100,000
Funding Sources	Local and Grant Funds
Priority/Status	High, Ongoing Community Center currently undergoing 2.2 million renovations where building will serve as a shelter when deemed necessary by Red Cross or City
Mitigation Action	Install emergency generators in needed facilities
Goal	#5
Hazard(s) Addressed	All
Local Planning Mechanism	Town Council
Estimated Time Frame for Completion	5 Years
Estimated Cost	\$80,000
Funding Sources	Local and Grant Funds
Priority/Status	High, Ongoing Generators are in place at Community Center, Police and Fire plan to install at City Hall and Senior Center
Mitigation Action	4 th Street SE-Drainage Street and Bridge Improvement
Goal	#4
Hazard(s) Addressed	Flood
Local Planning Mechanism	Town Council
Estimated Time Frame for Completion	5 Years
Estimated Cost	\$500,000
Funding Sources	Local; Grants

Priority/Status	High, Completed
Mitigation Action	4 th Avenue SW-Drainage and Street Improvements
Goal	#4
Hazard(s) Addressed	Flood
Local Planning Mechanism	Town Council
Estimated Time Frame for Completion	5 Years
Estimated Cost	\$750,000
Funding Sources	Local; Grants
Priority/Status	High, Completed
Mitigation Action	Pleasant Valley Drainage Improvements
Goal	#4
Hazard(s) Addressed	Flood
Local Planning Mechanism	Town Council
Estimated Time Frame for Completion	5 Years
Estimated Cost	\$500,000
Funding Sources	Local; Grants
Priority/Status	High, Ongoing Approved grant through ADEM. SRF project will begin in near future.

Mitigation Action	Childersburg/Fayetteville Highway Bridge and Drainage Improvements
Goal	#4
Hazard(s) Addressed	Flood
Local Planning Mechanism	Town Council
Estimated Time Frame for Completion	5 Years
Estimated Cost	\$1,000,000
Funding Sources	Local; Grants
Priority/Status	High, Ongoing Lack of funding has prevented the city from completing this project. Once funding becomes available, they will complete this action.
Mitigation Action	Grove Park
Goal	#3
Hazard(s) Addressed	Flood
Local Planning Mechanism	Town Council
Estimated Time Frame for Completion	5 Years
Estimated Cost	\$274,000
Funding Sources	Local; Grants
Priority/Status	Moderate, New
Mitigation Action	Killough Heights
Goal	#3
Hazard(s) Addressed	Flood
Local Planning Mechanism	Town Council
Estimated Time Frame for Completion	5 Years
Estimated Cost	\$246,000
Funding Sources	Local; Grants

Priority/Status	Moderate, New
Mitigation Action	Outreach utilizing Facebook, Twitter, EMA website, and participation in September Awareness Month
Goal	#6
Hazard(s) Addressed	All
Local Planning Mechanism	Talladega County EMA
Estimated Time Frame for Completion	Ongoing
Estimated Cost	\$1,000
Funding Sources	Local
Priority/Status	High, New

Lincoln Mitigation Actions	
Mitigation Action	Drainage improvements along Railroad Avenue
Goal	N/A
Hazard(s) Addressed	Flood
Local Planning Mechanism	City of Lincoln
Estimated Time Frame for Completion	5 Years
Estimated Cost	\$500,000
Funding Sources	Local; Grants
Priority/Status	Deleted The city is no longer interested in pursuing this project.
Mitigation Action	Flood mitigation project along Blue Eye Creek
Goal	N/A
Hazard(s) Addressed	Flood
Local Planning Mechanism	City of Lincoln
Estimated Time Frame for Completion	5 Years
Estimated Cost	\$750,000
Funding Sources	Local; Grants
Priority/Status	Deleted The city is no longer interested in pursuing this project.
Mitigation Action	Install community safe rooms
Goal	#2
Hazard(s) Addressed	Tornado
Local Planning Mechanism	City Council
Estimated Time Frame for Completion	3 years from funding availability
Estimated Cost	\$150,000 each
Funding Sources	Local; Grants

Priority/Status	High, Ongoing
Mitigation Action	Outreach utilizing Facebook, Twitter, EMA website, and participation in September Awareness month
Goal	#6
Hazard(s) Addressed	All
Local Planning Mechanism	Talladega County EMA
Estimated Time Frame for Completion	Ongoing
Estimated Cost	\$1,000
Funding Sources	Local
Priority/Status	High, New
Mitigation Action	Generator
Goal	#4
Hazard(s) Addressed	All
Local Planning Mechanism	City Council
Estimated Time Frame for Completion	5 years from funding
Estimated Cost	\$100,000
Funding Sources	Local; Grants
Priority/Status	High, New

Oak Grove Mitigation Actions	
Mitigation Action	Installation of Community Storm Shelter
Goal	#2
Hazard(s) Addressed	Tornado, Thunderstorms
Local Planning Mechanism	Town Council
Estimated Time Frame for Completion	5 Years from Funding
Estimated Cost	\$250,000
Funding Sources	Local; Grants
Priority/Status	High, New
Mitigation Action	Installation of sirens
Goal	#5
Hazard(s) Addressed	Tornado, Thunderstorms
Local Planning Mechanism	Town Council
Estimated Time Frame for Completion	5 years from funding
Estimated Cost	\$100,000
Funding Sources	Local; Grant
Priority/Status	High, New
Mitigation Action	Purchase emergency generators
Goal	#5
Hazard(s) Addressed	All
Local Planning Mechanism	Town Council
Estimated Time Frame for Completion	5 years from funding
Estimated Cost	
Funding Sources	Local; Grants

Priority/Status	High, New
Mitigation Action	Outreach utilizing Facebook, Twitter, EMA Website, and participation in September Preparedness Month
Goal	#6
Hazard(s) Addressed	All
Local Planning Mechanism	Talladega County EMA
Estimated Time Frame for Completion	Ongoing
Estimated Cost	\$1,000
Funding Sources	Local
Priority/Status	High, New

Munford Mitigation Actions	
Mitigation Action	Installation of Community Storm Shelter
Goal	#4
Hazard(s) Addressed	Tornado, Thunderstorms
Local Planning Mechanism	Town Council
Estimated Time Frame for Completion	5 Years from Funding
Estimated Cost	\$250,000
Funding Sources	Local; Grants
Priority/Status	High, New
Mitigation Action	Portable generator (Pump Stations)
Goal	#1
Hazard(s) Addressed	All
Local Planning Mechanism	Town Council
Estimated Time Frame for Completion	5 Years from Funding
Estimated Cost	\$100,000
Funding Sources	Local; Grants
Priority/Status	High, New
Mitigation Action	Drainage Improvement Ledbetter Road and McElderberry North
Goal	#4
Hazard(s) Addressed	Flood
Local Planning Mechanism	Town Council
Estimated Time Frame for Completion	5 Years from Funding

Estimated Cost	\$500,000
Funding Sources	Local; Grants
Priority/Status	High, New
Mitigation Action	Outreach utilizing Facebook, Twitter, EMA Website, and participation in September Preparedness Month
Goal	#6
Hazard(s) Addressed	All
Local Planning Mechanism	County EMA
Estimated Time Frame for Completion	Ongoing
Estimated Cost	\$1,000
Funding Sources	Local
Priority/Status	High, New

Sylacauga Mitigation Actions	
Mitigation Action	Douglas Avenue Drainage Improvements
Goal	#4
Hazard(s) Addressed	Flood
Local Planning Mechanism	City of Sylacauga
Estimated Time Frame for Completion	5 Years
Estimated Cost	\$665,000
Funding Sources	Local; Grants
Priority/Status	High; Completed
Mitigation Action	Hydraulic Study for the City of Sylacauga
Goal	#1
Hazard(s) Addressed	Flood
Local Planning Mechanism	Street Department
Estimated Time Frame for Completion	7 Years
Estimated Cost	\$1,000,000
Funding Sources	Local; Grants
Priority/Status	High; Ongoing The city has been unable to complete this study due to budgetary constraints; however, they hope to complete this action once funding is available.
Mitigation Action	Install community safe rooms
Goal	#2
Hazard(s) Addressed	Thunderstorm, Tornado, High Winds
Local Planning Mechanism	City Council and County EMA
Estimated Time Frame for Completion	3 Years
Estimated Cost	\$42,000

Funding Sources	Local; Grants
Priority/Status	High; Ongoing Project has not been completed due to lack of funding. City would like to complete this project once funding becomes available.
Mitigation Action	
	Sewer Replacement/Improvement Projects (replace brick manholes, replace clay pipes) Mill Village Area/W. Hickory/Valleyview
Goal	#4
Hazard(s) Addressed	Flood
Local Planning Mechanism	Sylacauga Utilities Board
Estimated Time Frame for Completion	Ongoing
Estimated Cost	\$1,150,000
Funding Sources	Local; Grants
Priority/Status	High; Ongoing The city has completed a portion of W Hickory until funding was no longer available; the city plans to continue making improvements.
Mitigation Action	
	4 th Street to Kingston Street on Darby Branch Improvements
Goal	#4
Hazard(s) Addressed	Flood
Local Planning Mechanism	Street Department
Estimated Time Frame for Completion	Ongoing
Estimated Cost	\$800,000
Funding Sources	Local; Grants
Priority/Status	High; Ongoing Due to lack of funding the city has not completed this action. They plan to complete the project once funding becomes available.
Mitigation Action	
	Emergency generator for Pine Grove Well

Goal	#5
Hazard(s) Addressed	All
Local Planning Mechanism	Sylacauga Utilities
Estimated Time Frame for Completion	5 Years
Estimated Cost	\$200,000
Funding Sources	Local; Grants
Priority/Status	High; Ongoing Project has not been completed due to a lack of funding. City would like to complete this project once funding becomes available.
Mitigation Action	
	Emergency generator for Fairmont Wastewater Treatment Plant
Goal	#5
Hazard(s) Addressed	All
Local Planning Mechanism	Sylacauga Utilities
Estimated Time Frame for Completion	5 Years
Estimated Cost	\$200,000
Funding Sources	Local; Grants
Priority/Status	High; Ongoing Project has not been completed due to a lack of funding. City would like to complete this project once funding becomes available.
Mitigation Action	
	Walnut Street Draining Ditch Improvements/Shoring
Goal	#4
Hazard(s) Addressed	Flood
Local Planning Mechanism	Street Department
Estimated Time Frame for Completion	2 Years
Estimated Cost	\$600,000
Funding Sources	Local; Grants
Priority/Status	High; New

Mitigation Action	Cleaning/Clearing urban channel drain system
Goal	#3
Hazard(s) Addressed	Flood
Local Planning Mechanism	Street Department
Estimated Time Frame for Completion	3 Years
Estimated Cost	\$200,000
Funding Sources	Local
Priority/Status	High; New

Talladega Springs Mitigation Actions	
Mitigation Action	Installation of Community Storm Shelter
Goal	#4
Hazard(s) Addressed	Tornado, Thunderstorms
Local Planning Mechanism	Town Council
Estimated Time Frame for Completion	5 Years from Funding
Estimated Cost	\$250,000
Funding Sources	Local; Grants
Priority/Status	High, New
Mitigation Action	Internet/telecommunication
Goal	#1
Hazard(s) Addressed	All
Local Planning Mechanism	Town Council
Estimated Time Frame for Completion	5 Years from Funding
Estimated Cost	\$100,000
Funding Sources	Local, Grants
Priority/Status	High, New
Mitigation Action	Outreach utilizing Facebook, Twitter, EMA Website, and participation in September Awareness Month
Goal	#6
Hazard(s) Addressed	All
Local Planning Mechanism	County EMA
Estimated Time Frame for Completion	Ongoing
Estimated Cost	\$1,000
Funding Sources	Local

Priority/Status	High, New
Mitigation Action	Generator
Goal	#5
Hazard(s) Addressed	All
Local Planning Mechanism	Town Council
Estimated Time Frame for Completion	5 Years from Funding
Estimated Cost	\$100,000
Funding Sources	Local
Priority/Status	High, New

Talladega Mitigation Actions	
Mitigation Action	Install/Construct Community Safe Rooms for the public
Goal	#2
Hazard(s) Addressed	Thunderstorms, Tornado, High Wind
Local Planning Mechanism	Town Council and County EMA
Estimated Time Frame for Completion	3 Years
Estimated Cost	2 at \$250,000 each
Funding Sources	Local and grant funds
Priority/Status	High, Ongoing The city has continued interest in completing this project. Budgetary constraints have prevented the implementation to date.
Mitigation Action	Buy outs of properties located in special flood hazard areas
Goal	#2
Hazard(s) Addressed	Flood
Local Planning Mechanism	Public Works and City Planner
Estimated Time Frame for Completion	10 years from funding availability
Estimated Cost	Unknown
Funding Sources	Local; Grants
Priority/Status	High, Ongoing This action has not been completed due to lack of funding. The city plans to pursue this action should funding become available.
Mitigation Action	Auxiliary power hook-ups at source water well sites
Goal	#4
Hazard(s) Addressed	Flood
Local Planning Mechanism	Water / Sewer Department
Estimated Time Frame for Completion	3 years from funding availability
Estimated Cost	\$30,000
Funding Sources	Local; Grants

Priority/Status	High, Ongoing This action has not been completed due to lack of funding. The city will continue to pursue this project during the next planning period.
Mitigation Action	Trailer mounted fuel powered generator
Goal	#5
Hazard(s) Addressed	All
Local Planning Mechanism	Public Works and Water/Sewer Department
Estimated Time Frame for Completion	3 Years
Estimated Cost	\$22,000
Funding Sources	Local; Grants
Priority/Status	High, Ongoing The city has not been able to complete this action due to lack of funds. They plan to complete this action if funding becomes available.
Mitigation Action	Increase water source supply to assist fire protection demands
Goal	#1
Hazard(s) Addressed	Wildfire
Local Planning Mechanism	Water/Sewer Department
Estimated Time Frame for Completion	3 years
Estimated Cost	\$370,000
Funding Sources	Local; Grants
Priority/Status	High; Ongoing The city has not completed this action due to lack of funding. They plan to complete this action as soon as funding becomes available.
Mitigation Action	Inflow and infiltration reduction on sanitary sewer collection piping

Goal	#4
Hazard(s) Addressed	Flood
Local Planning Mechanism	Water/Sewer Department
Estimated Time Frame for Completion	5 years
Estimated Cost	\$500,000
Funding Sources	Local; Grants
Priority/Status	High, Ongoing The city has not completed this action due to lack of funding. They plan to complete the action when funding becomes available.
Mitigation Action	Jackson and Coosa Street pipe and culvert improvements
Goal	#4
Hazard(s) Addressed	Flood
Local Planning Mechanism	Public Works
Estimated Time Frame for Completion	5 years
Estimated Cost	\$400,000
Funding Sources	Local; Grant
Priority/Status	High, Ongoing Lack of funding has prevented this action from being completed. The city plans to complete this project when funding is available.
Mitigation Action	Channelize creeks/branches/ditches at: 17 th to NS Railroad North Street E to Railroad Street McMillian and Elm to Isbell Branch Ditch from Ward to City Limits at Naff Street Town Branch Isbell Branch
Goal	#3
Hazard(s) Addressed	Flood
Local Planning Mechanism	Public Works

Estimated Time Frame for Completion	5 Years
Estimated Cost	\$400,000
Funding Sources	Local; Grants
Priority/Status	High, Ongoing The city has not completed this action due to lack of funding. As soon as funding is available, they plan to complete this action.
Mitigation Action	
	Drainage improvement along Ave. H from Davis Street to NS Railroad
Goal	#4
Hazard(s) Addressed	Flood
Local Planning Mechanism	Public Works
Estimated Time Frame for Completion	5 years
Estimated Cost	\$120,000
Funding Sources	Local; Grants
Priority/Status	High, Ongoing The city has been unable to complete this action due to budgetary constraints. They plan to complete the action when funding becomes available.
Mitigation Action	
	Drainage improvement along Spring Street to Sunset
Goal	#4
Hazard(s) Addressed	Flood
Local Planning Mechanism	Public Works
Estimated Time Frame for Completion	5 Years
Estimated Cost	\$120,000
Funding Sources	Local; Grants
Priority/Status	High, Ongoing The city has not completed this action due to lack of funding. However, they plan to do so once funding becomes available.
Mitigation Action	
	Install culvert in Isbell Branch on McMillian Street between George Holdingdridge Land and Highway 215

Goal	#4
Hazard(s) Addressed	Flood
Local Planning Mechanism	Public Works
Estimated Time Frame for Completion	5 Years
Estimated Cost	\$120,000
Funding Sources	Local; Grants
Priority/Status	High, Ongoing This action has been removed, therefore this mitigation action can be deleted.
Mitigation Action	Replacement of culvert on Williman Road crossing Weisenfeld Branch
Goal	#4
Hazard(s) Addressed	Flood
Local Planning Mechanism	Public Works
Estimated Time Frame for Completion	3 years
Estimated Cost	\$225,000
Funding Sources	Local; Grants
Priority/Status	High, New
Mitigation Action	Replacement of weight restricted bridge on North Street
Goal	#4
Hazard(s) Addressed	Flood
Local Planning Mechanism	Public Works
Estimated Time Frame for Completion	5 years
Estimated Cost	\$400,000
Funding Sources	Local; grants
Priority/Status	High, New

Mitigation Action	Replacement of weight restricted bridge on Mt. Cannan Way
Goal	#4
Hazard(s) Addressed	Flood
Local Planning Mechanism	Public Works
Estimated Time Frame for Completion	5 years
Estimated Cost	
Funding Sources	Local; Grants
Priority/Status	High, New
Mitigation Action	Outreach utilizing Facebook, Twitter, EMA website, and participation in September Awareness Month
Goal	#6
Hazard(s) Addressed	All
Local Planning Mechanism	County EMA
Estimated Time Frame for Completion	Ongoing
Estimated Cost	\$1,000
Funding Sources	Local
Priority/Status	High, New

Waldo Mitigation Actions	
Mitigation Action	Equipment; Service Truck, Small backhoe, Excavator
Goal	#1
Hazard(s) Addressed	Tornado, Thunderstorm
Local Planning Mechanism	Town Council
Estimated Time Frame for Completion	5 years from funding
Estimated Cost	\$35,000
Funding Sources	Local; Grants
Priority/Status	High, New
Mitigation Action	Installation of community storm shelter
Goal	#2
Hazard(s) Addressed	Tornado, Thunderstorm
Local Planning Mechanism	Town Council
Estimated Time Frame for Completion	5 years from funding
Estimated Cost	\$200,000
Funding Sources	Local; Grants
Priority/Status	High, New
Mitigation Action	Purchase emergency generators for the town
Goal	#4
Hazard(s) Addressed	All
Local Planning Mechanism	Town Council
Estimated Time Frame for Completion	5 years from funding
Estimated Cost	\$100,000
Funding Sources	Local; Grants
Priority/Status	High, New
Mitigation Action	Outreach utilizing Facebook, Twitter, EMA website, and participation in September Awareness Month

Goal	#6
Hazard(s) Addressed	All
Local Planning Mechanism	County EMA
Estimated Time Frame for Completion	Ongoing
Estimated Cost	\$1,000
Funding Sources	Local
Priority/Status	High, New

5.5.8 Clay County Mitigation Actions

- 1. Clay County**
- 2. City of Ashland**
- 3. City of Lineville**

Please note, the following stakeholders wished to submit mitigation action plans as well.

- 3. Clay County Board of Education**
- 4. Clay County Hospital & Nursing Home and Wellness Center**

Clay County Mitigation Actions

Mitigation Action	Construct safe rooms within new public buildings, such as new schools, libraries and community centers where feasible.
Goal	#4
Hazard(s) Addressed	All
Local Planning Mechanism	County EMA and municipal leaders
Estimated Time Frame for Completion	2025
Estimated Cost	\$6,000 - \$250,000
Funding Sources	HMGP, Local
Priority/Status	High; Ongoing Budgetary restraints have prevented this from being completed thus far. This action item has been reviewed and has continued interest in its completion.
Mitigation Action	Acquisition of emergency power generators for critical facilities throughout the county and the municipalities.
Goal	#5
Hazard(s) Addressed	All
Local Planning Mechanism	County EMA and municipal leaders
Estimated Time Frame for Completion	2025
Estimated Cost	\$250,000
Funding Sources	HMGP, Local, ADECA
Priority/Status	High; Ongoing Budgetary restraints have prevented this from being completed thus far. This action item has been reviewed and has continued interest in its completion.
Mitigation Action	East Bank Road is a County Road that currently has the creek bank eroding away the roadbed. This problem became severely pronounced in May of 2003 when an estimated 150-year flood event occurred. The County proposes the measure of shoring up the creek bank in four locations.
Goal	N/A
Hazard(s) Addressed	Floods, Flash Floods
Local Planning Mechanism	County Engineer

Estimated Time Frame for Completion	2021
Estimated Cost	TBD
Funding Sources	CDBG, HMGP, PDM, DOT, County Funds, EPA
Priority/Status	DELETED This is a duplicate of the East Mill Road actions, and the county would like it deleted.
Mitigation Action	Clay County is frequently put at risk of tornadoes and damaging winds. Though safe room installation in public buildings would minimize risk to residents and give those with little refuge a safe place to go, most local businesses do not have the funds to do this. The county will continue to promote safe room installation in public and private facilities. However, we will also begin promoting the new "Safer Places" program.
Goal	#1
Hazard(s) Addressed	Thunderstorms, Hail, Tornado, Strong Wind
Local Planning Mechanism	Chamber of Commerce, County EMA
Estimated Time Frame for Completion	2025
Estimated Cost	\$50,000
Funding Sources	CDBG, HMGP, County Funds, Private Funds
Priority/Status	High; Ongoing This action item has been reviewed and has continued interest in its completion. Community Safe Rooms have been constructed or installed at Central County High School, Central County Jr. High School, Shinbon VFD, Hollins VFD and Lineville Senior's Center during the past 5 years.
Mitigation Action	State Lake Road is a County Road experiencing drainage problems. The county proposes a drainage improvement project for this area.
Goal	#5
Hazard(s) Addressed	Floods, Flash Floods
Local Planning Mechanism	County Engineering Department
Estimated Time Frame for Completion	N/A
Estimated Cost	TBD

Funding Sources	CDBG, HMGP, PDM, DOT, County Funds
Priority/Status	Medium; COMPLETE This action item needs to be deleted as it has been completed.
Mitigation Action	County Road 58 (East Mill Road) – (a) Severe erosion along embankment requires repair and prevention (b) Double pipe culvert has capacity problem; requires upgrade (c) CCC rock culvert that has had damage in previous flooding events is narrow and requires improvements Multi-pipe location with previous flood history and repairs on East Mill Road located in Section 13, T19S, R9E, just north of Christiana Church Road
Goal	#4
Hazard(s) Addressed	Floods, Flash Floods
Local Planning Mechanism	County Engineer
Estimated Time Frame for Completion	2025
Estimated Cost	TBD
Funding Sources	CDBG, HMGP, PDM, DOT, County Funds
Priority/Status	Medium; Ongoing Budgetary restraints have prevented this from being implemented thus far. The County Engineer has reviewed this project and has continued interest in its completion.

Ashland Mitigation Actions	
Mitigation Action	Along Tyson Road a large metal culvert is experiencing score and erosion at entryway. The city wishes to initiate culvert improvements on Tyson Road by replacing the
Goal	N/A
Hazard(s) Addressed	Floods, Flash Floods
Local Planning Mechanism	Public Works
Estimated Time Frame for Completion	2020
Estimated Cost	TBD
Funding Sources	CDBG, HMGP, PDM, DOT, Local Funds
Priority/Status	DELETED The city no longer wishes to pursue this project.
Mitigation Action	Purchase emergency generators/light towers for backup services and to accompany community safe rooms
Goal	#5
Hazard(s) Addressed	All
Local Planning Mechanism	City Council/Mayor
Estimated Time Frame for Completion	2025
Estimated Cost	\$2,000 each
Funding Sources	Local; HMGP; ADECA
Priority/Status	High; Ongoing The city has reviewed this project and has continued interest in its completion. Budgetary restraints have prevented this from being implemented thus far.
Mitigation Action	Install outdoor warning sirens for areas not yet covered
Goal	N/A
Hazard(s) Addressed	All
Local Planning Mechanism	Clay County EMA; Local Jurisdictions
Estimated Time Frame for Completion	2019
Estimated Cost	\$30,000 each
Funding Sources	Local; HMGP; ADECA

Priority/Status	DELETED The city no longer wishes to pursue this project.
Mitigation Action	Purchase and distribute weather radios in households and businesses
Goal	#5
Hazard(s) Addressed	All
Local Planning Mechanism	Clay County EMA
Estimated Time Frame for Completion	2025
Estimated Cost	\$40 per weather radio
Funding Sources	Local; HMGP; ADECA
Priority/Status	High; Ongoing The city has reviewed this project and has continued interest in its completion. Budgetary restraints have prevented this from being implemented thus far.
Mitigation Action	Construct/install community safe rooms and/or individual storm shelters
Goal	#4
Hazard(s) Addressed	Tornadoes, Thunderstorms, High Winds, Strong Winds
Local Planning Mechanism	Town Council/Mayor
Estimated Time Frame for Completion	2025
Estimated Cost	\$4,500 - \$125,000 each
Funding Sources	HMGP; PDM; ADECA; Governor's Emergency Relief Fund; Local
Priority/Status	High; Ongoing The city has reviewed this project and has continued interest in its completion. Budgetary restraints have prevented this from being implemented thus far.

Lineville Mitigation Actions

Mitigation Action	Purchase emergency generators for backup services and to accompany community safe rooms
Goal	#5
Hazard(s) Addressed	All
Local Planning Mechanism	City Council/Mayor
Estimated Time Frame for Completion	2025
Estimated Cost	\$250,000
Funding Sources	Local; HMGP; ADECA
Priority/Status	High; Ongoing An automatic generator was placed at the Fire Department in 2020.
Mitigation Action	Install outdoor warning sirens for areas not yet covered
Goal	#5
Hazard(s) Addressed	All
Local Planning Mechanism	City Council/Mayor
Estimated Time Frame for Completion	2025
Estimated Cost	\$30,000 each
Funding Sources	Local; HMGP; ADECA
Priority/Status	Medium; Ongoing Budgetary restraints prevented this action from being implemented during the past five years. The city has reviewed this project and has continued interest in its completion.
Mitigation Action	Purchase and distribute weather radios in households and businesses
Goal	#5
Hazard(s) Addressed	All
Local Planning Mechanism	Clay County EMA
Estimated Time Frame for Completion	2025
Estimated Cost	\$40 per weather radio
Funding Sources	Local; HMGP; ADECA

Priority/Status	High; Ongoing Budgetary restraints prevented this action from being implemented during the past five years. The city has reviewed this project and has continued interest in its completion.
Mitigation Action	Construct/install community safe rooms and/or individual storm shelters
Goal	#4
Hazard(s) Addressed	Tornadoes, Thunderstorms, High Winds, Strong Winds
Local Planning Mechanism	City Council/Mayor
Estimated Time Frame for Completion	2025
Estimated Cost	\$6,000 - \$250,000 each
Funding Sources	HMGP; PDM; ADECA; Governor's Emergency Relief
Priority/Status	High; Ongoing Budgetary restraints prevented this action from being implemented during the past five years. The city has reviewed this project and has continued interest in its completion.
Mitigation Action	The City of Lineville has several areas in which flood path renovations require addressing. The city has prioritized the following streets for flooding and drainage improvements: 2 nd Avenue, Talladega Street, Intersection of Elred and Blakesferry Street, McCrary Street and Holland Street. The city proposes drainage improvement projects along these streets.
Goal	#4
Hazard(s) Addressed	Floods/Flash Floods
Local Planning Mechanism	City Street Department
Estimated Time Frame for Completion	2026
Estimated Cost	TBD
Funding Sources	HMGP, PDM, Local

Priority/Status	High; Ongoing The issue has been fixed on Carver Steet. The city has reviewed this project and has continued interest in its completion for the other streets.
Mitigation Action	Install a larger culvert to handle the flow along Blakesferry Road. Currently, the ditch and culvert along Blakesferry Road is too small to support the flow from higher ground.
Goal	#4
Hazard(s) Addressed	Floods/Flash Floods
Local Planning Mechanism	City Street Department
Estimated Time Frame for Completion	2025
Estimated Cost	TBD
Funding Sources	HMGP, PDM, Local
Priority/Status	High; Ongoing Budgetary restraints prevented this action from being implemented during the past five years. The city has reviewed this project and has continued interest in its completion.
Mitigation Action	Work toward designating “Safer Places” inside City Limits
Goal	#1
Hazard(s) Addressed	Tornadoes, Thunderstorms, Strong Winds
Local Planning Mechanism	Mayor, City Council, and City Maintenance
Estimated Time Frame for Completion	2025
Estimated Cost	TBD
Funding Sources	HMGP, PDM, Local
Priority/Status	NEW; high

Clay County Board of Education Mitigation Actions

Mitigation Action	Purchase emergency generators for backup services and to accompany community safe rooms
Goal	#5
Hazard(s) Addressed	All
Local Planning Mechanism	Clay County BOE
Estimated Time Frame for Completion	
Estimated Cost	\$2,000 each
Funding Sources	Local; HMGP; ADECA
Priority/Status	High; Ongoing
Mitigation Action	Construct/install community safe rooms and/or individual
Goal	#4
Hazard(s) Addressed	Tornadoes, Thunderstorms, High Winds, Strong Winds
Local Planning Mechanism	Clay County BOE
Estimated Time Frame for Completion	
Estimated Cost	\$30,000 each
Funding Sources	Local; HMGP; ADECA
Priority/Status	Medium; Ongoing Budgetary restraints prevented this action from being implemented during the past five years. The city has reviewed this project and has continued interest in its completion.

**Clay County Hospital & Nursing Home and Wellness Center
Mitigation Actions**

Mitigation Action	Construct storm retrofits to walls and windows of the medical facilities
Goal	#2
Hazard(s) Addressed	Tornadoes, Thunderstorms, High Winds, Strong Winds
Local Planning Mechanism	Hospital Administration
Estimated Time Frame for Completion	
Estimated Cost	TBD
Funding Sources	HMGP, Hospital
Priority/Status	High; Ongoing
Mitigation Action	Provide generators with transfer switches for medical buildings: (1) 250kw generator for the hospital; (1) 125kw generator for the nursing home unit 1; and (1) 144kw generator for the nursing home unit 2. Transfer switches are needed for the hospital in each of the following departmental areas: Outpatient, X-Ray, Surgery, CCU, ER, Med-Surge Main Floor, Administration Floor, Dietary, and Maintenance/House Keeping (a total of 9)
Goal	#5
Hazard(s) Addressed	All
Local Planning Mechanism	Hospital Administration
Estimated Time Frame for Completion	
Estimated Cost	TBD
Funding Sources	HMGP, Hospital
Priority/Status	High; Ongoing

Section 6 - Plan Maintenance Process

This section of the plan addressed requirements of Interim Final Rule (IFR) Section 201.6(c)(4).

Section Contents

- 6.1 Hazard Mitigation Plan Monitoring, Evaluation, and Update Process
- 6.2 Hazard Mitigation Plan Incorporation
- 6.3 Public Awareness/Participation

6.1 Hazard Mitigation Plan Monitoring, Evaluation, and Update Process

The East Alabama Regional Planning and Development Commission (EARPDC) will facilitate plan maintenance activities with assistance from the AEMA Division G Regional Coordinator, local EMA directors, and the Regional Planning Commission of Greater Birmingham (RPCGB) through the five-year framework of the Hazard Mitigation Plan. Local EMA directors will serve as a liaison to participating jurisdictions within their respective counties through their local processes, such as Local Emergency Planning Committee (LEPC) or similar stakeholder groups. Periodic review and revision of the Hazard Mitigation Plan is important to ensure the plan's currency and compliance with applicable regulations and to assess the progress of local mitigation actions. Review and revision of the Hazard Mitigation Plan may occur through the following two procedures:

Annual Review Process

On at least an annual basis, each participating county EMA official shall facilitate a meeting in their respective county and include local jurisdictions and other stakeholders, such as the Local Emergency Planning Committee. The exact meeting process in each participating county will be slightly different. At a minimum, the scope of the annual county-level plan review meeting will be to review and evaluate completed mitigation actions for effectiveness, review status of high-priority or ongoing mitigation actions, discuss possible changes to hazard vulnerability or other elements of the risk assessment, assess any major land use changes, and discuss any other relevant issue pertaining to the Hazard Mitigation Plan. The general public will be invited to attend this meeting through public outreach, as further described in Section 6.3 below, and encouraged to provide their input into the annual review.

Subsequently, a regional meeting between EARPDC, local EMA officials, AEMA Division G Coordinator, and regional stakeholders will be held to review information collected at the county-level meetings and revise the plan. It is viewed appropriate by the local EMA directors that this meeting shall normally coincide with an AEMA Division G quarterly meeting. Any major revision made to the Hazard Mitigation Plan that affects the region as a whole will be distributed to all jurisdictions for adoption in a public session. Otherwise, any project added to a specific Jurisdictional Mitigation Action Plan will be adopted by that specific jurisdiction in a public session.

Emergency Review Process

In certain instances, such as a disaster occurrence impacting a participating jurisdiction, the full Annual Review Process may not be timely enough to address unforeseen issues created by a particular event. In these situations, a county EMA official may facilitate a county-level plan review meeting, similar to the process described above in the Annual Review Process, with the requisite public outreach. Once this meeting is completed, a local amendment may be adopted by a participating jurisdiction that only pertains to the revision of their specific Jurisdictional Mitigation Action Plan in a public session. After any local amendment, the local county EMA official shall submit documentation of the local amendment to the Chair of the plan monitoring and review process.

Five-Year Plan Update

Before the five-year expiration of the Hazard Mitigation Plan, a thorough review, beginning approximately 18 months prior to plan expiration, shall be held to determine any significant changes in the AEMA Division G planning area that may affect the region's vulnerability to hazard impacts, and an evaluation of the mitigation strategy and jurisdictional mitigation action plans developed as part of this process. The one AEMA Division G county not fully inserted into this plan (Shelby County) will be approached about possible inclusion in future plan updates. This plan update shall incorporate any changes to federal or state regulations that may affect the Hazard Mitigation Plan contents. The plan update process will follow a locally driven, public process, similar to the plan review processes outlined above.

In addition, multiple state, regional, and local partners will be consulted to provide data or consultation in plan formation. Consulting entities will include: the U.S. Army Corps of Engineers, Alabama Forestry Commission, Geological Survey of Alabama (GSA), Alabama Department of Public Health (ADPH), Alabama Department of Transportation (ALDOT), Alabama Department of Environmental Management (ADEM), Alabama Historical Commission (AHC), neighboring county EMA offices, regional academic providers, and private sector entities, such as local chambers of commerce and the American Red Cross. Upon completion of this review and update, the updated Hazard Mitigation Plan will be submitted to the AEMA and FEMA for review and approval.

6.2 Hazard Mitigation Plan Incorporation

Once the Regional Hazard Mitigation Plan is "approvable upon adoption" by FEMA, each jurisdiction shall proceed with adoption procedures. Each proposed action listed in the jurisdictional mitigation action plans are assigned to one or multiple lead agencies or departments in order to assign responsibility and accountability of action implementation to specific sources. In addition to the assigned local agency or department, each mitigation action plan also has a priority or status assigned that roughly coincides with an implementation timeline. The local jurisdictions in AEMA Division G will work to seek to provide operational funding to actions that are ongoing and seek outside funding for capital projects that are outside the realm of normal funding during both pre-disaster and post-disaster periods.

Since the last plan update, in the past five years, jurisdictions in the planning area have integrated the hazard mitigation plan into their decision-making processes by referring to the plan when issues arise. The plan was also consulted with the update or creation of comprehensive plans, future land use plans, and subdivision regulations. The participating jurisdictions will integrate this Hazard Mitigation Plan into appropriate and relevant municipal and county government decision-making processes, where feasible. This includes integrating the findings of the Hazard Mitigation Plan into documents, such as comprehensive or master plans, future land use plans, subdivision regulations, building regulations, capital improvement plans, or similar mechanisms. Local EMA officials or planning staffs of the appropriate regional planning council will provide technical assistance for incorporation, upon request. The participating jurisdictions will also work to ensure the goals and actions of local planning documents are consistent with the goals and mitigation actions of the Hazard Mitigation Plan and will not introduce additional hazard vulnerabilities to the local area and region at-large. Local EMA directors will incorporate applicable information from this Hazard Mitigation Plan into other required emergency management plans, including each county's Emergency Operations Plan and county THIRAs. During county-level plan reviews,

participating communities will be asked to record the planning documents in which elements of the Hazard Mitigation Plan were incorporated.

The Hazard Mitigation Plan will also be provided to the East Alabama Regional Planning and Development Commission (EARPDC) and the Regional Planning Commission of Greater Birmingham (RPCGB) for consistency with other regional planning and economic development activities, as well as local economic development councils.

6.3 Public Awareness/Participation

Public participation in the hazard mitigation planning process, including monitoring and review of the existing plan, and development and adoption of future plans, is a very important component. Though concerted efforts were made to engage the general public in the hazard mitigation planning process through multiple county-level meetings that were advertised through several methods, there were very few unaffiliated members of the public that participated. Efforts will increase to involve local and state government agencies, businesses, academia, and the general public in the ongoing mitigation planning process to the maximum extent possible.

As described in the Monitoring, Evaluation, and Update process, any significant changes, amendments, or updates to the Hazard Mitigation Plan shall be discussed in open meetings prior to any adoption procedures. Any plan updates or major revisions will be adopted during a public session. The public will be informed of public hearings and other Hazard Mitigation related meetings through a variety of media sources, including but not limited to: local newspaper advertisements and notices, radio advertising, postings at high traffic community areas (e.g. libraries and government buildings), booths at local Severe Weather Expo events, social media such as local Facebook pages, telephone messages, and various websites such as local EMA offices, EARPDC, and Open Meetings websites. EARPDC and local EMA offices will keep public copies and provide copies of the Hazard Mitigation Plan to each County Commission office, seats of government in each municipality, and other appropriate public locations. EARPDC will post a copy of the Hazard Mitigation Plan on the Data Center portion of its website. Press releases will be published via various media to inform the general public and stakeholders that the Hazard Mitigation Plan is available for review, where to find the Hazard Mitigation Plan, and how they can play a role in its creation and future revisions.

Appendix A: Local Mitigation Plan Review Tool

Appendix B: Documentation of Participation and Public Involvement

Public Notices, Meeting Agendas/Meeting Minutes, & Meeting Roster

Phase 1:

- A. Randolph County
- B. St. Clair County

Phase 2:

- C. Calhoun County
- D. Jefferson County

Phase 3:

- E. Cleburne County

Phase 4:

- F. Talladega County

Phase 3:

- G. Clay County

**Randolph County Emergency Management Agency Local Emergency
Planning Committee Meeting- June 23, 2020**

LEPC Members present on the conference call:

- Donnie Knight
- Donnie Strain
- Sheriff David Cofield
- Nathaniel Morrow
- Frances Williamson

Also, on the call:

- Karla Seago with 911
- Investigator James Bailey
- Chief Deputy Donnie Grant

Donnie Knight thanked everyone for being on the call. A conference call had to be conducted due to the COVID-19 pandemic.

Donnie Strain gave an update on the dive team for Randolph County. They had a young man that jumped off rocks into 50 to 60 feet of water with forest underneath the water and he didn't resurface. It took them 3 days to locate him. They had some people donate money to the dive team to help them be able to purchase in the future better safety equipment and underwater communications equipment for the divers. They also want to purchase an underwater robot with a camera. They plan on having their divers to participate in 3 to 4 days of training, so they'll be certified as public service divers.

Sheriff David Cofield gave an update on the new jail being built. The construction part of the jail should be complete by the end of July. The biggest hold up is the internet getting installed. Everything should be fully operational by October or November of this year. Additional staff will have to be hired to run the new jail. He said possibly 6 to 8 more.

Karla Seago gave an update on 9-1-1. They have updated their internet and they now have a mobile command unit set up at Wedowee VFD that is fully capable of handling 9-1-1 calls in case they were to have to quarantine from the 9-1-1 building. They also have CAD system up and shows how many calls come into the county.

Donnie Knight discussed the HAM Radio Club event coming up this weekend Saturday and Sunday at Transco. He also discussed the mosquito spraying program. All the cities and towns have paid their funds and he should be able to start spraying next week throughout the county.

Donnie Knight discussed our Hazard Mitigation Plan and let everyone know that Shelby Brown with East Alabama Regional Planning and Development Commission was on the call to answer any questions about the Hazard Mitigation Plan since she is the one that has wrote our new plan. No one had any questions. Frances Williamson said the plan was great. Donnie Knight thanked everyone for being on the call and then dismissed.

Randolph County Emergency Management Agency Hazard Mitigation Plan **Meeting- June 24, 2020**

Donnie Knight conducted a Hazard Mitigation Plan meeting for all the Towns and the City of Roanoke in Randolph County, Alabama by having a conference call on Wednesday, June 24, 2020. A conference call had to be conducted due to the COVID-19 pandemic.

The following people were present on the call:

- Randolph County EMA Director Donnie Knight
- Town of Woodland Mayor Scott Carter
- Town of Wedowee Mayor Tim Coe
- Police Chief Jay Stone
- Town Clerk Susan Cooper
- Town of Wadley Town Clerk Lori Hopkins & Assistant Clerk Nikki Houston
- City of Roanoke Mayor Mike Fisher
- City Clerk Pat Truitt
- Police Chief Adam Melton and Roanoke Fire Chief Ronald Cameron
- Shelby Brown with EARPDC

Donnie Knight discussed what the process of handling the Hazard Mitigation Plan is after Shelby Brown with East Alabama Regional Planning and Development Commission (EARPDC) has completed the plan. They will send it down to AEMA to be reviewed and if they're not satisfied with it, then we may have to have another meeting. When AEMA is satisfied with the plan, they will send it to FEMA for them to review it. If FEMA is satisfied with it then the plan will be good for the next 5 years. Donnie discussed how this is a Division plan and not just a Randolph County plan. He explained how we could make an amendment to the plan later if we need too.

Donnie ask if anyone needed to change anything about the Hazard Mitigation Plan:

Mayor Scott Carter didn't have anything.

Mayor Tim Coe was comfortable with their part of the plan.

Donnie talked to Mayor Donna McKay of Wadley and she was good with their part.

Mayor Mike Fisher said everything looks fine with their part of the plan.

Shelby said she was on the call if anyone had a question about the plan, which she intends on submitting to AEMA on July 1, 2020.

Donnie thanked everyone for participating in the conference call and for their part of working on the plan updates.

Randolph County Emergency Management Agency
Public Notice Meeting
Teleconference Call
6/25/2020

- The Public Hearing call was held on time, with only Donnie Knight, EMA Director, and Shelby Brown, EARPC, present.
- The call line open for over 5 minutes to give ample time for response.
- We asked for a last call at 10:07 with no one responding.
- We ended the call and Shelby was to proceed with the plan

NOTICE

The Randolph County Emergency Management Agency gives a public notice that hearings will be held to discuss Randolph County's Hazard Mitigation Plan.

- **A LEPC Meeting will be held June 23rd**
- **A Town and City Meeting on June 24th**
- **A public hearing on June 25th**

All will be held at 10:00 A.M., and all are public meetings.

The meetings are being held via teleconference, and can be joined by dialing 720-712-7963.

If you would like to speak at the public hearing on June 25th, or if you would like a copy of the Hazard Mitigation Plan, please email Shelby Brown at:
shelby.brown@earpdc.org.

St. Clair County Emergency Management Agency-Agenda and Talking Points
for
Hazard Mitigation Plan Phone Conferences

- **INTRODUCTIONS/SIGN IN**
- **HAZMIT PLAN HISTORY IN ST. CLAIR COUNTY**
 - 2004 – First HazMit Plan developed using hazards identified in EOP
 - 2010 – FEMA Approved plan
 - 2015 – Incorporated Lessons Learned from April 2011 tornadoes and several flood events into the THIRA and HazMit Plan. (THIRA – Threats and Hazards Identification and Assessment).
- **PURPOSE/GOAL OF HAZMIT PLAN**
 - To identify and take mitigation actions to prevent or reduce damages.
 - Goals: Section 5.2 (page 84)

5.2 Mitigation Goals

Mitigation goals are broad statements that focus on long-term visions to reduce or avoid vulnerabilities to identified hazards within the region. Through the planning process, six primary goals were developed from corresponding goals in previous local mitigation plans. The mitigation goals expected to be achieved by development, adoption, and continuation of this plan include:

1. Manage the development of land and buildings to minimize risk of life and property loss due to hazard events (PREVENTION).
2. Protect structures and their occupants and contents from the damaging effects of hazard events (PROPERTY PROTECTION).
3. Preserve, rehabilitate, and enhance the beneficial functions of the natural environment to promote a balance between natural systems and social and economic demands (NATURAL RESOURCE PROTECTION).
4. Apply engineered structural modifications to natural systems and public infrastructure to reduce the potentially damaging impacts of hazards, where those modifications are feasible and environmentally suitable (STRUCTURAL MITIGATION).
5. Improve the efficiency, timing, and effectiveness of response and recovery efforts for hazard events (EMERGENCY SERVICES).
6. Educate and foster public awareness of hazards and techniques available for mitigation (PUBLIC EDUCATION AND AWARENESS).

- Strategies: Section 5.3 page 84

- **PLAN DEVELOPMENT (2020)**
 - Began in 2016 as changes were developed and published to 2015 plan
 - First Planning Team Meeting held in June 2019
 - AEMA Division G made a decision to create a Regional Plan instead of individual County Plans.
 - East Alabama Regional Multi-Jurisdictional Hazard Mitigation Plan.

 - Contractor selected by the Division is:
 - East Alabama Regional Planning & Development Commission
 - Shelby Brown is our Regional Planner for the Commission

- **SPECIFIC MITIGATION ACTIONS FOR ST CLAIR COUNTY**
 - Section 5.5.3 (page 111)

- **IDENTIFIED ISSUES/COMMENTS?**
 - None identified

- **FINAL COMMENTS**

Attendance Lists

- **LEPC Teleconference 6/26/2020**

- Attendees

- Bryan Schaefer – St Clair County EMA
 - 205-884-6800
 - bryans@stcema.org
 - Shelby Brown – East Alabama Regional Planning and Development Commission
 - 770-550-7898
 - shelby.brown@earpdc.org
 - NOTE: No one else joined the call within 15 minutes of the advertised start time.

- **Municipalities & Schools Teleconference- 6/29/2020**

- Attendees

- Bryan Schaefer – St Clair County EMA
 - 205-884-6800
 - bryans@stcema.org
 - Shelby Brown – East Alabama Regional Planning and Development Commission
 - 770-550-7898
 - shelby.brown@earpdc.org
 - Patrice Kurzejeski – St Clair County EMA Director
 - 205-473-4312
 - Patricek@stcema.org
 - Tina Morgan – St Clair County Administrator
 - 205-594-2100
 - tmorgan@stclairco.com
 - Dan Dahlke – St Clair County Road Department
 - (205) 594-2482
 - jddahlke@stclairco.com
 - Clay Phillips – St Clair County Road Department
 - (205) 594-2483
 - cphillips@stclairco.com
 - Jeanette Jueckstock – City of Pell City
 - (205) 338-5210
 - jjueckstock@cityofpellcity.net

- Tammy Crow – St Clair EMA/E911 Business
 - 205-473-4312
 - tammyc@stcema.org
 - Aislinn Campbell – E911 Business Office
 - 205-884-9911
 - acampbell@stclairco.com
 - Greg Gossett – City of Pell City Street Department
 - (205) 473-6209
 - ggossett@cityofpellcity.net
-
- **Public Teleconference- 6/30/2020**
 - Attendees
 - Bryan Schaefers – St Clair County EMA
 - 205-884-6800
 - bryans@stcema.org
 - Shelby Brown – East Alabama Regional Planning and Development Commission
 - 770-550-7898
 - shelby.brown@earpdc.org
 - NOTE: No one else joined the call within 15 minutes of the advertised start time.

Ad Proof

This is the proof of your ad scheduled to run on the dates indicated below. Please proofread carefully and if changes are needed, contact us prior to deadline at (256) 734-2131 or email at debbiem@cullmantimes.com.

DATE 06/18/20

PUBLIC NOTICE

"The St. Clair County Emergency Management Agency hereby gives a public notice that meetings will be held to discuss St. Clair County's Hazard Mitigation Plan. A LEPC Meeting will be held June 26th, a Municipality/Schools Meeting on June 29th, and a public hearing on June 30th. All will be held at 10:00 A.M., and all are public meetings. The meetings are being held via teleconference, and can be joined by dialing 720-712-7963. If you would like to speak at the public hearing on June 30th, or if you would like a copy of the Hazard Mitigation Plan, please email Shelby Brown at shelby.brown@earpdc.org."

St. Clair News-Aegis
June 25, 2020

2020 Jefferson County HMP Survey Results

Throughout the month of September, Jefferson County EMA opened this survey online for the community to take in order to openly contribute to the hazard mitigation plan and to aid in assessment in overall preparedness and understanding of disasters. Over 400 responses were recorded, which puts the results of this survey at a plus minus 5% margin of error at a 95% confidence level. The results are below.

Residence Information

1. How many people live in your home? _____

2. What type of residence do you live in?

89.22% Single Family Home

7.52% Multi- Family (Apartment, Condo)

2.94% Other

2a. Is your home a mobile or manufactured home?

2.6 % Yes

97.4% No

2b. How many levels does your home have? [Include the basement if applicable]

Various Answers Given

3. Is your home owned or rented?

90.8% Owned 9.2% Rented

4. Do you have a homeowners or renters insurance policy?

96.6% Yes 3.4% No

5. What are the age ranges of the people who live in your household? [Select all that apply]

10.46% 0-5 25.82% 6-17 76.47% 18-60 35.62% >60

Sheltering

6. Do you have enough shelter space to accommodate everyone in your household in the event of severe/inclement weather?

89.54% Yes [Answer Q4a] 10.46% No [Skip to Q4b]

4a. Where is your shelter space located within your home?

55.7% Basement

38.8% Interior Room

1.5% Above ground manufactured tornado safe room

1.8% Below ground manufactured tornado safe room

2.2% Other

4b. Where is your shelter space located?

31.2% Family or Neighbor's House

28.1% Community Storm Shelter

6.3% Public Building

34.3% We do not have a shelter

7. Do you have to travel in a vehicle to reach your shelter space?

70% Yes [Answer Q5a.] 30% No [Skip to Q6]

5a. How long does it take for you to reach your shelter space by vehicle?

33.4% Less than five minutes
38% Five to ten minutes
28.6% More than ten minutes

8. During a storm, when do you decide to seek shelter?

35.62% When a tornado warning is issued
3.92% When a tornado watch is issued
6.21% Text or phone call from the Jefferson County MassNotification System
0.65% When a severe thunderstorm warning is issued
12.75% When I hear the outdoor warning siren sound
33.01% When meteorologists advise me to
3.92% When I can see a tornado coming
3.92% Other

Emergency Notification

9. What is your PRIMARY form of emergency notification? [Select the form of emergency notification you rely on the most]

15.03% NOAA Weather Radio
29.08% Cell Phone Alert or Application
0.98% Social Media
36.27% Television/Broadcast Meteorologist
10.13% County Emergency Notification System (Everbridge)
5.88% Outdoor Warning Sirens
0.33% I don't have a way to receive notifications
2.29% Other

10. What is your SECONDARY form of emergency notification? [Select the form of emergency notification you use to back up your primary selection]

8.17% NOAA Weather Radio
32.68% Cell Phone Alert or Application
4.25% Social Media
26.47% Television/Broadcast Meteorologist
9.48% County Emergency Notification System (Everbridge)
15.36% Outdoor Warning Sirens
2.94% I don't have a secondary form of notification
0.65% Other

11. Which social media applications do you use the most to receive emergency notification/information?

14.05% Twitter
54.58% Facebook
0.33% Snapchat
5.88% Instagram
4.9% NextDoor
28.76% I don't use social media
9.15% Other [Specify]

12. What hazard are you MOST worried about affecting you and/or your family?

- 74.84% Tornado/Severe Weather
- 0.98% Hazardous Materials Spill or Release
- 14.05% Contagious Disease Outbreak
- 6.86% Act of Violence/Terrorism
- 1.31% Winter Storm
- 1.96% Other

13. What Hazard are you LEAST worried about affecting you and/or your family?

- 0.33% Tornado/Severe Weather
- 45.75% Hazardous Materials Spill or Release
- 6.86% Contagious Disease Outbreak
- 21.24% Act of Violence/Terrorism
- 23.86% Winter Storm
- 1.96% Other

14. Perceived Risk. Using a scale of 1 to 5, where 5 means "Very Likely" and 1 means "Not Likely At All," how likely do you think...							
		Very Likely	Somewhat Likely	Neutral	Somewhat Unlikely	Not Likely At All	Don't Know
1.	Some type of natural disaster will ever occur in your community	36.27%	40.85%	13.73%	6.85%	1.63%	0.65%
2.	Some type of terrorism/act of violence will ever occur in your community	4.58%	24.51%	23.86%	33.33%	11.11%	2.61%
3.	Some type of hazardous materials incident will ever occur in your community	3.59%	22.88%	25.16%	31.37%	16.01%	0.98%
4.	Some type of disease outbreak will ever occur in your community	35.95%	28.43%	20.92%	7.84%	3.59%	3.27%
15. Perceived Severity. If any of the events below were to happen in your community, how severe do you think the impact would be to you? Please use the scale of 1 to 5, where 5 means "Very Severe" and 1 means "Not Severe At All."							
		Very Severe	Somewhat Severe	Neutral	Not Very Severe	Not Severe At All	Don't Know
1.	A natural disaster, such as a tornado, flood or winter storm	42.16%	42.48%	9.8%	3.59%	0.65%	1.31%
2.	An act of violence/terrorism, such as biological, chemical, radiological, or explosive attack	31.37%	27.78%	19.61%	14.38%	3.27%	3.59%
3.	A hazardous materials incident, such as transportation or industrial accident	15.03%	33.66%	23.2%	19.61%	5.88%	2.61%
4.	A Highly contagious disease outbreak	33.01%	35.95%	18.3%	8.17%	2.61%	1.96%

16. I have personally been impacted by an incident or a disaster in the past:

57.84% Yes 42.16% No

17. I have family and friends who have been impacted by a disaster:

78.43% Yes 21.57% No

18. Motivations/Barriers. Disaster preparedness includes having a disaster kit and making specific plans, but it also includes participating in training or drills and learning what to do in a disaster. Using a scale of 1 to 5, where 5 means "Strongly Agree," and 1 means "Strongly Disagree," please indicate the extent to which you agree with each statement below.							
		Strongly Agree	Somewhat Agree	Neither Agree Nor Disagree	Somewhat Disagree	Strongly Disagree	Don't Know
1.	Getting information about what to do in an emergency is too difficult	3.59%	13.07%	20.59%	32.35%	30.07%	0.33%
2.	I don't know how to get prepared for a disaster	2.61%	11.44%	6.86%	32.35%	46.73%	0%
3.	I don't have time to prepare	0.98%	7.52%	15.36%	28.76%	46.73%	0.65%
4.	Preparing is too expensive	5.23%	20.26%	17.97%	21.57%	34.31%	0.65%
5.	I don't want to think about preparing for disasters	2.61%	14.05%	16.34%	26.8%	40.2%	0%
6.	If there were a disaster, the police and fire department would take care of my needs	13.07%	29.74%	18.95%	23.2%	13.4%	1.63%
7.	I've been encouraged by my employer, school, place of worship, or a local community organization to prepare for emergencies/disasters	28.1%	27.78%	21.57%	13.4%	8.17%	0.98%
8.	Disasters in other places make me think about getting prepared	35.62%	47.39%	13.07%	2.61%	0.98%	0.33%
9.	Disasters I have experienced make me think about getting prepared	43.14%	28.1%	20.59%	3.59%	2.29%	2.29%
10.	I feel like it is my personal responsibility to take care of my family during the first 72 hours of a disaster	75.49%	15.36%	6.21%	1.31%	1.31%	0.33%

19. Ability to Respond. Using a Scale of 1 to 5, where 5 means "Very Confident," and 1 means "Not At All Confident," please indicate how confident you are in your ability to know what to do during the potential events listed below.							
		Very Confident	Somewhat Confident	Neutral	Not Very Confident	Not At All Confident	Don't Know
1.	In the first 5 minutes of an act of violence/terrorist act such as an explosion or mass shooting	25.16%	41.83%	9.8%	14.71%	7.84%	0.65%
2.	In the first 5 minutes of a hazardous materials incident, such as the spill or release of a dangerous chemical	17.32%	32.68%	17.65%	22.22%	9.48%	0.65%
3.	When a tornado occurs	51.96%	37.91%	4.9%	3.27%	1.96%	0%
4.	In a highly contagious disease outbreak	24.84%	42.81%	16.67%	11.44%	2.94%	1.31%
5.	In a major winter storm	42.81%	43.46%	6.21%	4.25%	2.94%	0.33%
6.	In a situation where electricity is not available throughout the community for 3 days	39.22%	40.52%	9.8%	5.88%	3.59%	0.98%
7.	In a situation where communication systems (land line phones, cell phones, internet, etc.) are down throughout the community for 3 days	25.16%	33.33%	16.67%	16.99%	7.19%	0.65%

20. Preparing Helps. How much do you think preparing for							
		Very	Somewhat	Neutral	Not Much	Not Much	Don't

certain events will make a difference in how you emergency situations (e.g. knowing what to do, having supplies on hand and a plan in place)? Please rate the following situations using a scale of 1 to 5, where 5 means "Very Much" and 1 means "Not Much At All."		Much				At All	Know
1.	An act of violence/terrorist Act such as an explosion or mass shooting	20.92%	31.05%	14.38%	16.01%	16.01%	1.63%
2.	A hazardous materials incident, such as the spill or release of a dangerous chemical	14.05%	22.22%	19.28%	22.55%	19.93%	1.96%
3.	A highly contagious disease outbreak, such as the flu	28.43%	37.91%	16.99%	10.46%	4.58%	1.63%
4.	A tornado occurs	46.41%	40.52%	5.88%	3.27%	3.27%	0.65%
5.	A major winter storm	41.83%	41.18%	8.82%	3.59%	3.92%	0.65%
6.	A situation where power service is not available	35.95%	38.89%	9.48%	10.13%	4.9%	0.65%
7.	A system where communication systems are down	26.14%	32.35%	13.07%	14.05%	13.4%	0.98%

21. In thinking about preparing yourself for a major disaster, which of the following best represents your preparedness?

- 44.77% I have been prepared for more than a year
- 21.57% I began preparing within the past six months to a year
- 28.43% I have not yet prepared but I intend to in the future
- 5.23% I have not prepared and I am not planning to do anything about preparing

22. In the past TWO years, have you done any of the following? [Select all that apply]

- 28.43% Attended a meeting on how to be better prepared for a disaster
- 35.62% Attended CPR training
- 26.8% Attended first aid skills training
- 11.11% Attended training as a part of a Community Emergency Response Team (CERT)
- 51.63% Read or researched information on how to be better prepared for a disaster
- 50% Learned how to be better prepared for a disaster through the internet
- 26.8% Learned how to be better prepared for a disaster through social media
- 23.2% None of these

23. Please indicate which of the following items you have set aside in your home to be used only in the event of a disaster. [Select all that apply]

- 42.16% Water, one gallon per person per day
- 92.16% Extra Batteries
- 47.06% Battery-powered or hand crank NOAA Weather Radio
- 67.75% Fire Extinguisher
- 76.14% First aid kit
- 64.71% Important documents/Contact Information
- 39.22% Duct tape and plastic sheeting for sheltering-in-place
- 34.64% Generator or alternate source of power
- 59.8% Medications and medical items required for 7 days

24. Does your household have an emergency plan that includes instructions for household members about where to go and what to do in the event of a disaster?

- 46.41% Yes [Answer Q21a. and Q21b.] 51.96% No [Skip to Q22] 1.63% Don't Know [Skip to Q22]

24a. Have you discussed this plan with other members of your household?

- 95.7% Yes 4.3% No 0% Don't Know

24b. Do you practice your plan?

34.5% Yes 65.5% No 0% Don't know

25. Do you have copies of important identity and financial documents located in a secured safe place to help you recover after a disaster?

67.32% Yes 32.68% No 0% Don't Know

26. In the past 12 months, have you or anyone in your household participated in any of the following? [Check all that apply]

- 7.84% A home evacuation drill
- 20.92% A school evacuation drill
- 11.11% A home tornado drill
- 17.32% A school tornado drill
- 35.62% A workplace evacuation drill
- 48.37% None of these
- 21.24% A workplace tornado drill

27. Mitigating Disasters in the Community. Mitigation is defined as taking sustained actions to reduce or eliminate long-term risk to people and property from hazards and their effects. As the costs of disasters continue to rise, it is necessary to take sustained action to reduce or eliminate the long-term risk to people and property from hazards and their effects. Please indicate how much you agree that the projects below would mitigate the effects of a disaster. Please rate the following situations using a scale of 1 to 5, where 5 means "Strongly Agree" and 1 means "Strongly Disagree"		Strongly Agree	Agree	Neutral	Disagree	Strongly Disagree
1.	Adding more tornado sirens in the community	20.92%	31.05%	14.38%	16.01%	16.01%
2.	Adding public storm shelters across the county	14.05%	22.22%	19.28%	22.55%	19.93%
3.	Providing schools with the tools to educate the youth in disaster preparedness	28.43%	37.91%	16.99%	10.46%	4.58%
4.	Preparedness campaigns that use television or radio ads	46.41%	40.52%	5.88%	3.27%	3.27%
5.	Improving infrastructure across the county to prevent damage from disasters	41.83%	41.18%	8.82%	3.59%	3.92%

28. What kind of projects would you like to see Jefferson County EMA complete to help Mitigate the impacts from disasters?

See Attached Document

The Following Questions Below are OPTIONAL

Demographics

29. Are there children under the age of 18 living in your residence?

34.2% Yes [Answer Q25a.] 65.8% No [Skip to Q26]

25a. Does at least one of the children currently attend a school outside of your home, including day care or part-time kindergarten?

74% Yes 26% No

30. Which of the following best describes your job status?

67.9% Work Full-Time
7.2% Work Part-Time
1.9% Student
18.1% Retired
3.3% Unemployed
3.3% Other

31. What is the highest level of education that you attained?

0% Less than 12th Grade
6.6% High School Graduate or GED
16.8% Some College
11.2% Associate Degree
34.3% Bachelors Degree
26% Masters Degree
8.2% Doctorate Degree
0.06% Rather Not Say

32. Do you have a disability or health condition that might affect your capacity to prepare for an emergency situation?

12.9% Yes 84.4% No 2.6% Rather Not Say

33. Does that affect your capacity to take action during an emergency situation?

39.4% Yes 57.9% No 2.6% Rather Not Say

34. Do you currently live with or have primary responsibility for assisting someone with a disability who requires assistance?

10.5% Yes 87.2% No 2.3% Rather Not Say

35. Have you pre- planned how to assist this person during a disaster?

80% Yes 16.6% No 3.4% Rather Not Say

36. Which of the following best describes your race?

14.6% Black or African American
74% White
0.3% American Indian or Alaska Native
0.6% Asian, Hawaiian or other Pacific Islander
1.3% Hispanic, Latino or Spanish Origin
1.3% Other
10.3% Rather Not Say

37. Which of the following income ranges represents your annual household income in 2018?

2.3% Less than \$25,000
8.3% \$25,000 to \$49,999
15.7% \$50,000 to \$74,999
20.6% \$100,000 to \$149,999
12% \$75,000 to \$99,999
22.6% \$150,000 or more

38. What is your gender?

35.3% Male 58.1% Female 0.6% Other

39. What is your zip code? Various Answers

40. What city or community do you live in? Various Answers

Jefferson County Emergency Management Agency- Agenda and Talking

Points for Hazard Mitigation Plan Zoom Meetings

- **INTRODUCTIONS/SIGN IN** Via ZOOM Chat Interface
- **Mitigation Refresher**
 - Purpose of Mitigation and the Mitigation Plan
 - Laws and Authorities
- **Plan Review**
 - Regional Profile
 - Hazard Overview
 - Hazard Profiles
 - Dam Failure
 - Drought/Extreme Heat
 - Earthquakes
 - Flooding
 - Hurricanes
 - Tornadoes
 - Severe Thunderstorms
 - Landslide
 - Land Subsidence/Sinkhole
 - WildFire
 - Winter Storm/ Ice Storm
 - Technological and Human Caused Hazards
 - Mitigation Strategy
 - Mitigation Goals

Mitigation goals are broad statements that focus on long-term visions to reduce or avoid vulnerabilities to identified hazards within the region. Through the planning process, six primary goals were developed from corresponding goals in previous local mitigation plans. The mitigation goals expected to be achieved by development, adoption, and continuation of this plan include:

7. Manage the development of land and buildings to minimize risk of life and property loss due to hazard events (PREVENTION).
8. Protect structures and their occupants and contents from the damaging effects of hazard events (PROPERTYPROTECTION).
9. Preserve, rehabilitate, and enhance the beneficial functions of the natural environment to promote a balance between natural systems and social and economic demands (NATURAL RESOURCEPROTECTION).

10. Apply engineered structural modifications to natural systems and public infrastructure to reduce the potentially damaging impacts of hazards, where those modifications are feasible and environmentally suitable (STRUCTURAL MITIGATION).
11. Improve the efficiency, timing, and effectiveness of response and recovery efforts for hazard events (EMERGENCY SERVICES).
12. Educate and foster public awareness of hazards and techniques available for mitigation (PUBLIC EDUCATION AND AWARENESS).

- Mitigation Strategies
 - Prevention
 - Property Protection
 - Natural Resource Protection
 - Structural Mitigation
 - Emergency Services
 - Public Education and Awareness

- **PLAN DEVELOPMENT (2020)**

- Began in 2016 as changes were developed and published to 2015 plan
- AEMA Division G made a decision to create a Regional Plan instead of individual County Plans.
 - East Alabama Regional Multi-Jurisdictional Hazard Mitigation Plan.
- Contractor selected by the Division is:
 - East Alabama Regional Planning & Development Commission
 - Shelby Brown is our Regional Planner for the Commission

- **SPECIFIC MITIGATION ACTIONS FOR Jefferson County**

- **Public Survey Results Shared**

- **New Additions to the plan shared**

- **IDENTIFIED ISSUES/COMMENTS?**

- None identified

- FINAL COMMENTS

Attendance Lists

October 29th Stakeholders Zoom Conference @ 1:30 PM CST

Attendees

- Genae Raines- Wilkerson – City of Birmingham
- Kevin Fouts – City of Hueytown
- Gene Coleman- Center Point Fire District
- Michael Bartlett- Rocky Ridge Fire Department
- Josh Yates – City of Birmingham
- Jon Lord – Rocky Ridge Fire
- Heather Garrison – City of Birmingham
- Melissa Sizemore- Jefferson County Emergency Management Agency
- Shelby Brown – EARPDC

NOTE: No one else joined the call within 15 minutes of the advertised start time.

October 30th Stakeholders Zoom Conference @ 1:30 PM CST

Attendees

- Duane Prater – Hoover Fire and Rescue
- Sam Gaston- City of Mountain Brook
- Hub Harvey – Shelby County EMA
- Melissa Sizemore – Jefferson County EMA
- Shelby Brown – EARPDC

NOTE: No one else joined the call within 15 minutes of the advertised start time.

Public Zoom Conference November 9th 1:30 PM CST

Attendees

- Melissa Sizemore- Jefferson County EMA
- Shelby Brown – EARPDC

NOTE: No one else joined the call within 15 minutes of the advertised start time.



JEFFERSON COUNTY EMERGENCY MANAGEMENT AGENCY
FOR IMMEDIATE RELEASE

Jefferson County EMA
205-254-2039
emainfo@jccal.org
jeffcoema.org

10/15/2020

Public Notice For Hazard Mitigation Plan Meetings

BIRMINGHAM,AL – The Jefferson County Emergency Management Agency gives a public notice that hearings will be held to discuss Jefferson County’s Hazard Mitigation Plan.

County Stakeholders Meetings will be held on October 29th and October 30th.

A Public Hearing on November 9th

All meetings will start at 1:30 PM, will be open to the public and will be held via the Zoom videoconferencing platform. These meetings will also be recorded.

If you would like to speak at the public hearing on November 9th you may register at the link below:

<https://us02web.zoom.us/meeting/register/tzMpdOCvrDsiGtaBdn-5LCrBloAFaPLCpyys>

Additionally, if you would like a copy of the Hazard Mitigation Plan, please email Shelby Brown at:

Shelby.Brown@earpdc.org

####

JEFFERSON COUNTY EMA MISSION STATEMENT: "TO SAVE LIVES AND PROTECT PROPERTY BY DEVELOPING PROGRAMS AND EMERGENCY OPERATIONAL CAPABILITIES THAT MITIGATE, PREPARE FOR, RESPOND TO, AND RECOVER FROM ANY EMERGENCY OR DISASTER."

The Jefferson County EMA, along with our many partners, collaborate to develop/update a multitude of plans which cover a wide variety of hazards. Some of those plans are available to the public, and can be accessed here.

For specific plans or questions about the planning process, you may email us at emainfo@jccal.org.

Jefferson County Hazard Mitigation Plan

(This plan is currently under revision and will be available for download once approved)

Public Notice For Hazard Mitigation Plan Meetings

The Jefferson County Emergency Management Agency gives a public notice that hearings will be held to discuss Jefferson County's Hazard Mitigation Plan.

County Stakeholders Meetings will be held on October 29th and October 30th. A Public Hearing will be held on November 9th. All meetings will start at 1:30 PM, will be open to the public, and will be held via the Zoom videoconferencing platform. All meetings will be recorded.

If you would like to speak at the public hearing on November 9th, you may register at the link below: <https://us02web.zoom.us/join/register/rtZMpdOCvrDsIgaBdn-SLCrBioAFaPLCpyps>

Additionally, if you would like a copy of the Hazard Mitigation Plan, please email Shelby Brown at: Shelby.Brown@earpdc.org

Upper Shades Creek Hazard Mitigation Plan

Click the link above to access this plan.

Family Emergency Plans

Critically important to a resilient community is the preparing citizens do ahead of a disaster. Making plans detailing what you and your family will do when a disaster strikes can make the difference between a strong, rapid response, and a confused and arduous response. [FEMA has a number of resources for you to use to develop your plan.](#)

Once you develop your plan, the next important task is to practice the plan. An untested plan is no plan at all.



JEFFERSON COUNTY EMERGENCY MANAGEMENT AGENCY

FOR IMMEDIATE RELEASE

Melissa Sizemore
205-254-2039
emainfo@jccal.org
jeffcoema.org

12/15/2020

Public Notice For Hazard Mitigation Plan Meetings

BIRMINGHAM,AL – The Jefferson County Emergency Management Agency gives a public notice that a hearing will be held to discuss Jefferson County’s Hazard Mitigation Plan.

The public hearing will be held on Wednesday January 6th, at 2:00 P.M.

The meeting is being held via teleconference, and can be joined by dialing 720-712-7963.

If you would like to speak at the public hearing, or if you would like a copy of the Hazard Mitigation Plan, please email Shelby Brown at: Shelby.brown@earpdc.org

####

JEFFERSON COUNTY EMA MISSION STATEMENT: "TO SAVE LIVES AND PROTECT PROPERTY BY DEVELOPING PROGRAMS AND EMERGENCY OPERATIONAL CAPABILITIES THAT MITIGATE, PREPARE FOR, RESPOND TO, AND RECOVER FROM ANY EMERGENCY OR DISASTER."

SIGN IN ROSTER
HMGF Public Hearing
3/25/2021

<u>Name</u>	<u>Department</u>	<u>Phone Number</u>	<u>Email</u>
Crystal Cavender	Cleburne EMA		ccavender@cleburne county.us
Kim Brawn	County Administration	591-5782	kbrown@cleburneCounty.us
Roger Phillips	Comm	256 310 1385	rhill@ "
Stella Amundson	Cleburne EMA	256 463-3821	samundson@cleburne county.us

Cleburne County EMA
Hazard Mitigation Public Hearing

March 25, 2021

Agenda

1. Proposal of updated Hazard Mitigation document
2. Review of history
3. Review of proposed document
4. Public comments
5. Statements by Elected Officials
6. Open Discussion



CLEBURNE COUNTY COMMISSION

RYAN ROBERTSON
Chairman

LAURA COBB
District 1

EMMETT OWEN
District 2

TERRY HENDRIX
District 3

ROGER HILL
District 4

Cleburne County Multi-jurisdictional Hazard Mitigation Public Hearing

Date: March 25th, 2021

Where: Cleburne County Mountain Center

Time: 2 pm

The purpose of this meeting is to review Cleburne County's Hazard Mitigation Plan. This mitigation plan identifies risks and vulnerabilities from hazards that affect Cleburne County to prevent or reduce the loss of life and injury and to limit future damage costs by developing methods to mitigate or eliminate damage from various hazards.

If you would like to speak at this public hearing or if you would like a copy of the Hazard Mitigation Plan, please email ccavender@cleburnecounty.us

For further information, please contact Cleburne EMA (256) 463-3820.

WELCOME TO CLEBURNE COUNTY

HOME

OFFICES

QUICK LINKS

Archives



Hazard Mitigation Plan Review Meeting
When: February 4th and 11th, 2021
Where: Cleburne Co Mountain Center
Time: 2 PM

The purpose of this meeting is to update
the County's Hazard Mitigation Plan.
For More Information call the
EMA @ (256) 463-3820



**Sign Up Here For
Emergency
Notifications**

The Cleburne County Commission would like to welcome you to our website. We intend to make this website beneficial to all Cleburne County citizens and visitors by providing valuable information as related to the operation of our county government.

The beautiful scenic photos of Cleburne County have been provided by Bill Wilson with the Anniston Star.



© 2023 by Cleburne County. Proudly created with Wix.com

**Talladega County
Hazard Mitigation Plan
Wednesday July 14, 2021 @ 10am**

Welcome

Attendance

Updated Mitigation Actions

- Review mitigation actions from the 2015 plan
 - Remove completed actions
 - Add new actions
-

Water Departments

- Source of drinking water
- Jurisdiction severed
- Drought impact

Road/Street Dept

- Critical roadways
- Flooding information
- Zoning

Next Meeting

- July 28, 2021 @ 10am

Adjourn

THANK YOU FOR YOUR TIME AND ATTENDANCE

Daily Home Calendars

We're pleased to have any Community and Church Calendar items you are able to submit. It works best if they're in written form because that reduces the chance for mistakes slipping through on our end. That allows us to simply copy and paste the important names, dates, times and phone numbers just as you've submitted them. It's best to email announcements to news@dailyhome.com, although you can drop them off to our office at 598 First Lashley Avenue in Talladega, if that's how you need to do so. The more immediate calendar items will appear first, with later dates appearing as space permits. We try to keep our deadline at noon the day before a particular issue is published.

COMMUNITY CALENDAR

MONDAY, JULY 12

—The Talladega County Board of Education will hold a board meeting at 10 a.m. at the central office, 106 South Street, W., Talladega.

—Talladega Chapter #4242 AARP will meet Monday, July 12, at 132 North Court Street at 10 a.m.

WEDNESDAY, JULY 14

—The Talladega County Local Emergency Planning Committee will meet at 10 a.m. July 14 at the Talladega County 911 Facility located at 26715 Alabama Hwy 21 Talladega, AL. This meeting will be to address the Hazard Mitigation Plan. This meeting is required by Title III of the Superfund Amendments and Reauthorization Act (Emergency Planning and Community Right-to-Know Act of 1986). For additional information, please contact the Talladega County Emergency Management agency at (256) 761-2125.

—The Friendship Quilting Club of Sylacauga is looking for new members. They meet every Wednesday from 8 a.m. to 1 p.m. at the Mazye Veazey Senior Adult Activity Center. They're looking for anyone between very experienced quilters to those wanting to learn to sew and/or quilt. For more information, call Betty at 256-245-3410.

THURSDAY, JULY 15

—The Sylacauga Board of Education will hold its monthly meeting Thursday, July 15 at 6 p.m. at the Sylacauga Board of Education Central Office.

MONDAY, JULY 19

—The Talladega County Retired Educators' Association Executive Board and Committees will meet Monday, July 19 at 10 a.m. at Plank Road Station in Winterboro to send out invitations to the new retiree reception in August. The District 4 meeting will also be discussed. Please show your support and make your voice heard for education; this will be time well spent.

SATURDAY, JULY 24

—Pier 59's 12th Annual Christmas in July fundraiser will be July 24, 11 a.m.-5:30 p.m., at 1363 Rivercrest Drive in Vincent. The event will feature an auction, which will be on display from July 1-24 at Pier 59, a raffle drawing at 5 p.m. for a Harley-Davidson 100th Anniversary Heritage Softail Motorcycle (Gunmetal), t-shirt sales, some great barbeque food, and more. All proceeds will be used to purchase Christmas gifts for the students at the Alabama Institute for Deaf and Blind. The event is free. Guests are encouraged to bring an unwrapped gift for a boy or girl to put under the Christmas tree. Raffle tickets are \$40 each. For more information, call 256-493-1280, 205-601-0499, or 205-541-5157.

CHURCH CALENDAR

SATURDAY, JULY 24

—There will be a free clothing giveaway on Saturday, July 24, from 7 a.m. until Refuge Church at 500 McMillan Street in Talladega. New and gently used items. Something for everyone.

Talladega County Hazard Mitigation - Meeting #1 July 14, 2021 10am

Jurisdiction	Primary Contact	Attended Meetings	Provided Written Comments	In-person or Zoom
Talladega City Water	Marty Bean	yes	yes	Zoom
Sylacauga Utilities	David Green	yes	yes	Zoom
Stewartville Water	Donald Traywick	yes	yes	Zoom
Central Tall Ct Water	Rhonda White	yes		Zoom
City of Childersburg	Aimee Burnette	no	yes	phone / email
City of Sylacauga	Nate Cloyd	no		phone / email
Munford Water	Dina Buzor	no	yes	phone / email
Town of Bon Air	Daniel Lewis	no	yes	in person

Talladega County Hazard Mitigation - Meeting #1 July 14, 2021 10am

Jurisdiction	Primary Contact	Attended Meetings	Provided Written Comments	In-person or Zoom
Lincoln	Joshua Vincent	✓	yes	in person
Lincoln	Danny Groce	✓	yes	zoom ✓
Lincoln	Travis Mattox	✓	yes	in person
Lincoln	Adam Thrasher	✓	yes	in person
County Line	Brian Ward	✓		In person
Dak Grove	Charlie O'Bar	✓		In Person
Sak Grove	Tony A. White	✓		In Person
Talladega C. ty	DANNY B WARWICK	✓	yes	In Person
Talladega C. ty	Karen Phillips	✓	yes	In Person
Sycamore	Bustee Bolton	✓		In Person
Talladega County Water	Jeff Carpenter	✓	yes	Person
Talladega Co. Rd Dept	Shannon Robbins	✓	yes	in person
Waldo	Shawn McComb Susan C. Fenn Stella Hall	✓	yes	in person
TC EMA	NeighAnn Butler	✓	yes	in person

Talladega County Hazard Mitigation - Meeting #2 July 28, 2021 10am

Jurisdiction	Primary Contact	Attended Meetings	Provided Written Comments	In-person or Zoom
TEMA	LeighAnn Butler	yes	yes	in person
Merford Water Auth	Andrew Collett	yes	yes	in person
Town of Merford	Elaine Stegman	yes	yes	in person
Town of Clarks	Sharon Burns	yes	yes	in person
WALDOWNEE	Stella Hall	yes	yes	in person
City of Talladega	Kevin Phipps	yes	yes	in person
" " Planning Zoning	ROBERT Ruffin	yes	No	in person
City of Talladega	Jeffrey Fuller	yes	yes	in person
City of Talladega	Danny Howard	yes	No	in person
Fayetteville Water Auth.	Brian Carpenter	yes	yes	in person
Talladega Co. Rd	Shawn McComb	yes	yes	in person

Talladega County Hazard Mitigation - Meeting #2 July 28, 2021 10am

Jurisdiction	Primary Contact	Attended Meetings	Provided Written Comments	In-person or Zoom
Talladega Water	Marty Bean	yes	yes	Zoom
State EMA	Elizabeth Foster	yes	yes	Zoom
City of Lincoln	Josh Vincent	yes	yes	Zoom
City of Sylacauga	Nate Osgood	yes	yes	Zoom
Tall Ct. Water	Monika McElenny	yes	yes	Zoom
Talladega City	Seabrick Hill	yes	yes	Zoom
CFD	James Dan.	yes	yes	Zoom
Syl Util	Luke Hasha Mike McGinnis	yes	yes	Zoom
Sycamore	Henry Cates	yes	yes	Zoom
Daniel Lewis	Town of Bon Air	no	yes	phone



CLAY COUNTY EMERGENCY MANAGEMENT AGENCY

86838 HWY 9
LINEVILLE, ALABAMA 36266
Phone (256) 396-5886
FAX (256) 396-5571
Email: tdaugherty@claycountyal.com



Theresa Daugherty
Director

Clay County
City of Ashland
City of Lineville

PUBLIC NOTICE

The Clay County Emergency Management Agency is hosting a Local Emergency Planning Committee meeting at 9:00am on Tuesday March 1st, 2022 at the EMA office located in the Farmer's Market. The purpose of this meeting is to review the existing Hazard Mitigation Plan for the county and to gather input from various agencies and individuals to be used to update this plan. Some topics that will be discussed are: history and types of local disasters, flood prone areas, possible mitigation projects, etc. Feel free to bring any information you have pertaining to these topics to share with the committee. It is imperative that we have input from local government agencies, for-profit and nonprofit businesses, citizens, and civic clubs located within the county. We ask that you please make every effort to attend this meeting if at all possible. For planning purposes, please let us know if you or someone else will be attending. Call (256) 396-5886.

02/09/2022

I hereby certify that this Public Notice was posted on February 9, 2022 in the following locations:

Clay County Courthouse
Clay County Judicial Building
Clay County EMA


Theresa R. Daugherty, EMA Director

February 9, 2022

Name
Title
Address
CSZ

Dear,

The East Alabama Regional Planning and Development Commission and Clay County Emergency Management Agency are working together to update the Hazard Mitigation Plan for Clay County and its municipalities.

A meeting will be held on Tuesday, March 1, 2022 at 9 a.m., at the Clay County Emergency Management Agency. This meeting will consist of discussion and review of the hazard analysis, risk and vulnerability assessment that will be included in the County Plan. As you may know, any municipality that does not have a FEMA approved Hazard Mitigation Plan is ineligible to apply to the Hazard Mitigation Grant Program and Pre-Disaster Mitigation Program for mitigation project funding. Lack of planning may also affect Public Assistance in the event of a Federal disaster declaration.

To prepare for this meeting, I suggest that each jurisdiction look at your Mitigation Actions which start on page 173 of the current Clay County Mitigation Plan dated 2016. Everyone involved in the previous update should have a copy. If you do not, call me and I will be glad to send you your jurisdiction's portion. Review your Mitigation Actions to make sure these are still a priority. If you have completed a project, we would need to have it removed. If you have new mitigation actions you feel need to be taken, we will need to include this in the update.

Your participation in this planning session is very important. If you have any questions, please do not hesitate to call me at (256) 396-5886. If you are unable to attend, please make arrangements to have a representative at this meeting. You may contact the Clay County EMA at (256) 396-5886 to let us know who will be representing your municipality or department.

Thanking you in advance for your participation,

Theresa R. Daugherty
EMA/Homeland Security Director

INVITATION LIST
FOR LEPC/HAZARD MITIGATION PLANNING COMMITTEE

	NAME ADDRESS	AGENCY/DEPARTMENT	PHONE	EMAIL
	KAY ROBERTSON PO BOX 940 LINEVILLE, AL 36266	DHR	(256) 396-6800	Kay.Robertson@dhr.alabama.gov
1	MAYOR LARRY FETNER AND PO BOX 849 ASHLAND, AL 36251	CITY OF ASHLAND	(256) 354-2121	ashlandcity1871@outlook.com
2	JARROD WESLEY PO BOX 278 ASHLAND, AL 36251	BOARD OF EDUCATION	(256) 396-1475	wesleyj@clayk12.org
3	STEPHEN YOUNG PO BOX 277 ASHLAND, AL 36251	CLAY COUNTY HOSPITAL	(256) 354-2131 (256) 276-0882	syoung@clayhosp.org
4	KATE WRIGHT PO BOX 1210 ASHLAND, AL 36251	WELLBORN CABINET	(256) 201-0487 (256) 354-7151	kwright@wellborn.com
5	MARK SMITH 88073 HWY 9 LINEVILLE, AL 36266	LINEVILLE HEALTH AND REHAB	(256) 396-2104	mark.smith@NHSMGT.com
6	TRACY BATTLES 515 TYSON ROAD ASHLAND, AL 36251	KOCH FOOD	(256) 354-1919 (256) 302-4000	tracy.battles@kochfoods.com
7	JEREMY BUTLER	CLAY COUNTY ROAD DEPT.	(256) 396-9393	jbutler@claycountyal.com
8	MAYOR ROY ADAMSON AND RUSTY TAYLOR PO BOX 247 LINEVILLE, AL 36266	CITY OF LINEVILLE	(256) 396-2581	rustytaylor23@yahoo.com
9	DANA STRICKLAND PO BOX 1531 ASHLAND, AL 36251	CLAY COUNTY FIRE ASSOC.	(256) 454-4489	Dstrickland5@yahoo.com
10	WAYNE GENTRY/TOMMY MCCAIN (HR) PO BOX 157 ASHLAND, AL 36251	INTEGRITY CABINETS	(256) 354-1431 ex 109 (256) 354-0115	wayne@integritycabinets.com tommy@integritycabinets.com
11	TIFFANY YOUNG PO BOX 85 LINEVILLE, AL 36266	CLAY COUNTY CHAMBER OF COMMERCE	(256) 396-2828 (256) 283-9418	claychamber@gmail.com
12	MELISSA WILLIS 93 COUNTY ROAD 31 ASHLAND, AL 36251	CLAY COUNTY EXTENSION OFFICE	(256) 354-5976 (256) 252-6271	mcw0061@aces.edu

INVITATION LIST
FOR LEP/HAZARD MITIGATION PLANNING COMMITTEE

14	BOB CRULL PO BOX 640 ASHLAND, AL 36251	TRU-CABINETRY	(256) 354-3378 (770) 722-0964	bcrull@trucabinetry.com
15	SHANE DAVIDSON 715 GORTNEY ROAD ASHLAND, AL 36251	CLAY COUNTY COMMISSION	(256) 396-6150 (256) 618-1442	davidsonds12002@yahoo.com
16	BILLY ROBERTSON 561 FOX CREEK DRIVE LINEVILLE, AL 36266	CLAY COUNTY COMMISSION	(256) 396-2717 (256) 618-1798	billy@cheaharealty.com
17	ROY JOHNSON 2704 EAST MILL ROAD GOODWATER, AL 35072	CLAY COUNTY COMMISSION	(256) 207-2095 (256) 410-0298	commissionerroyjohnson@gmail.com
18	JAMEY CRAWFORD PO BOX 181 ASHLAND, AL 36251	CLAY COUNTY COMMISSION	(256) 618-1642	jameycrawford@yahoo.com
19	RICKY BURNEY 796 OAK GROVE ROAD LINEVILLE, AL 36266 <i>Clay County Water Authority</i>	CLAY COUNTY COMMISSION	(256) 396-3085 (256) 201-8029	ricky.burney@yahoo.com